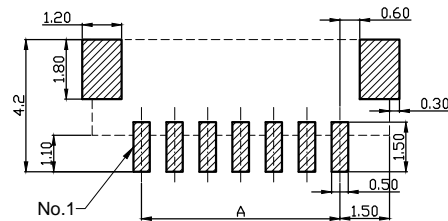
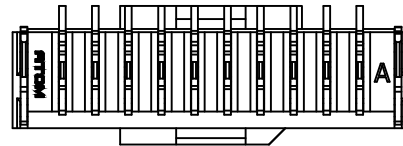
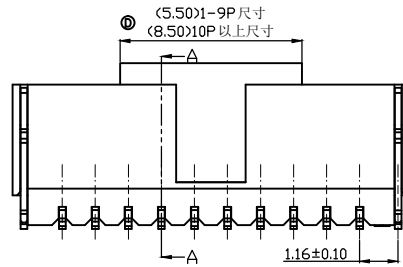
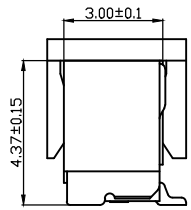
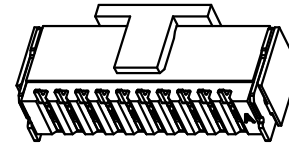
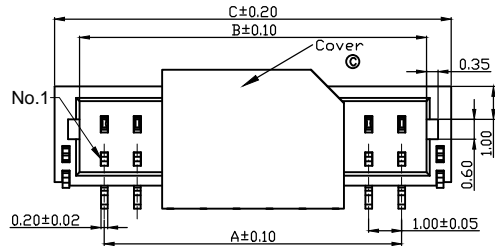


ACAD GENERATED DRAWING. DON'T CHANGE BY HAND

| REV | DATE       | ECN NO.       | MODIFICATION | APPROVER  |
|-----|------------|---------------|--------------|-----------|
| B   | 2010/12/17 | RD00310121701 | 版本升级         | HYQ       |
| C   | 2012/04/13 | RD00312041301 | 增加夹持盖和尺寸管控   | Jason_Lee |
| D   | 2015/11/30 | RD00315113001 | 新增10P以上夹持盖规格 | Jason_Lee |

### 1.00mm PITCH WIRE TO BOARD CONNECTOR



PCB寸法  
PCB Layout

#### SPECIFICATION

##### 1.Material:

Housing: Thermoplastic, UL94V-0,color:Natural .  
 Contacts: Copper Alloy.  
 Tin/Gold plated over nickel plated  
 Solder tab: Copper Alloy.  
 Tin/Gold plated over nickel plated  
 Cover: Thermoplastic, UL94V-0,color:Natural .

##### 2.Electrical Characteristics:

Voltage rating: 50V(max).  
 Current rating : 0.5A(max).  
 Operating Temperature: -25°C~+85°C.  
 Insulation resistance: 800M ohms min. at 500VDC  
 Dielectric withstanding voltage: 500 VAC/1minute.  
 Contact resistance: 30m ohms max.

| 孔位 | A     | B     | C     |
|----|-------|-------|-------|
| 2  | 1.00  | 2.50  | 4.00  |
| 3  | 2.00  | 3.50  | 5.00  |
| 4  | 3.00  | 4.50  | 6.00  |
| 5  | 4.00  | 5.50  | 7.00  |
| 6  | 5.00  | 6.50  | 8.00  |
| 7  | 6.00  | 7.50  | 9.00  |
| 8  | 7.00  | 8.50  | 10.00 |
| 9  | 8.00  | 9.50  | 11.00 |
| 10 | 9.00  | 10.50 | 12.00 |
| 11 | 10.00 | 11.50 | 13.00 |
| 12 | 11.00 | 12.50 | 14.00 |
| 13 | 12.00 | 13.50 | 15.00 |
| 14 | 13.00 | 14.50 | 16.00 |
| 15 | 14.00 | 15.50 | 17.00 |
| 16 | 15.00 | 16.50 | 18.00 |
| 17 | 16.00 | 17.50 | 19.00 |
| 18 | 17.00 | 18.50 | 20.00 |
| 19 | 18.00 | 19.50 | 21.00 |
| 20 | 19.00 | 20.50 | 22.00 |
| 21 | 20.00 | 21.50 | 23.00 |
| 22 | 21.00 | 22.50 | 24.00 |
| 23 | 22.00 | 23.50 | 25.00 |
| 24 | 23.00 | 24.50 | 26.00 |
| 25 | 24.00 | 25.50 | 27.00 |
| 26 | 25.00 | 26.50 | 28.00 |
| 27 | 26.00 | 27.50 | 29.00 |
| 28 | 27.00 | 28.50 | 30.00 |
| 29 | 28.00 | 29.50 | 31.00 |
| 30 | 29.00 | 30.50 | 32.00 |

| GENERAL TOLERANCE |       |       |       |
|-------------------|-------|-------|-------|
| SELECT            | TOL   | 1     | 2     |
| DN.               |       | 1     | 2     |
| X.XXX             | ±0.10 | ±0.05 | ±0.15 |
| X.XX              | ±0.15 | ±0.13 | ±0.25 |
| X.X               | ±0.20 | ±0.25 | ±0.5  |
| X.                | ±0.30 | ±0.38 | ±1.00 |
| ANGLE             | ±2°   |       |       |

| UNITS | MAT'L | FINISH | Q'TY |
|-------|-------|--------|------|
| mm    |       |        |      |

|          |                     |
|----------|---------------------|
| NAME:    | 1.0mm W-T0-B 立式(单排) |
| PART NO: | WF100**-*02***      |
| APPD:    | Jason_Lee           |
| CHKD:    | Vicky               |
| DR:      | XH                  |

|  |                     |     |
|--|---------------------|-----|
| 深圳市爱特姆科技有限公司<br>SHENZHEN ATOM TECHNOLOGY CO., LTD. |                     |     |
| TITLE:   | 1.0mm W-T0-B 立式(单排) |     |
| DWG NO.  | ATOM-A01119         |     |
| SCALE  | SHEET               | REV |
| 1:1  | 1/1                 | D   |