

Recommended P.C.B Layout  
General Tolerance±0.05

■ Specifications :

- Voltage rating: 250V AC / DC
- Current rating: 3A AC / DC
- Withstanding voltage: 800V AC/minute
- Temperature range: -25°C~+85°C
- Insulation resistance:≥1000MΩ
- Contact resistance: ≤10mΩ
- After environmental testing: ≤20mΩ

X2530 W V XX- XX X-PTSN XX

- ① Series No.
- ② Category: W-wafer
- ③ Welding Board Angle: V-Stright 180°
- ④ Welding Way: Blank-DIP
- ⑤ Row No.-Pin No.: XX-Single row (02~22P)
- ⑥ Special NO.:
- ⑦ Material: PT-PBT 94V-0
- ⑧ Planting Category:  
V01:All Gold-Flash ; SN-Bright tin plating
- ⑨ Color: Blank-natural color

Poles	Dimensions(mm)		Poles	Dimensions(mm)	
	A	B		A	B
02	2.54	7.70	13	30.48	35.60
03	5.08	10.20	14	33.02	38.10
04	7.62	12.70	15	35.56	40.70
05	10.16	15.20	16	38.10	43.20
06	12.70	17.80	17	40.64	45.70
07	15.24	20.30	18	43.18	48.20
08	17.78	22.90	19	45.72	50.70
09	20.32	25.40	20	48.26	53.20
10	22.86	28.00	22	53.34	58.50
11	25.40	30.50			
12	27.94	33.10			

X2530WV-XX-PTV01	PBT UL 94V-0	Brass	Gold-Flash	X2530H
X2530WV-XX-PTSN	PBT UL 94V-0	Brass	Tin-Plated	
PART NO	Material	Material(Pin)	Finish(Pin)	Suitable XKB Terminal

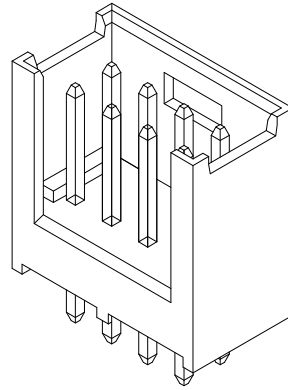
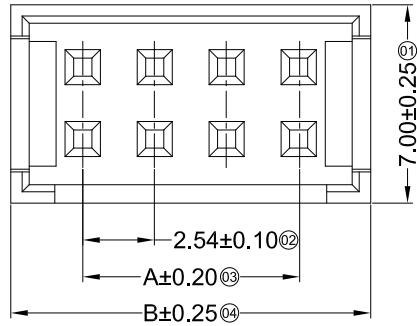
For and on behalf of  
**XKB INDUSTRIAL PRECISION CO., LIMITED**  
香港星坤工業精密有限公司

△ X					ANGULAR	± 5°
△ X					L ≤ 4	± 0.2
△ X					4 < L ≤ 16	± 0.3
MARK	DESCRIPTION	DATE	REVISED	APPROVED	16 < L ≤ 63	± 0.4
					L > 63	± 0.5
					UNSPECIFIED TOLERANCES	

DSND		DATE		SCALE: N/A	MODEL TYPE: X2530WV-XX-PTXX
DWN		DATE		VIEW:	PART NO.:
CHKD		DATE		UNIT: mm	2.54mm Crimp Style Connectors
APPD		DATE		SIZE: A4	DWG NO.:
					WEIGHT 1.0g
					SHEET 1/1
					REVISION A0

Authorized Signature(s)

**XKB INDUSTRIAL PRECISION CO., LIMITED**

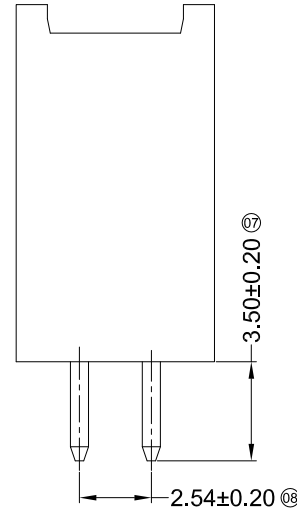
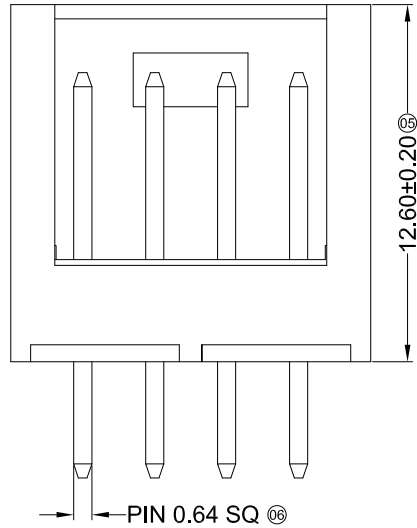


### Specifications :

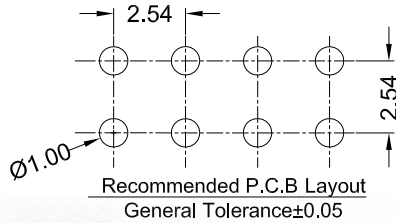
- Voltage rating: 250V AC / DC
- Current rating: 3A AC / DC
- Withstanding voltage: 800V AC/minute
- Temperature range: -25°C~+85°C
- Insulation resistance: ≥1000MΩ
- Contact resistance: ≤10mΩ
- After environmental testing: ≤20mΩ

X2530 W V X-2\*XX X-PT SN XX  
 ① ② ③ ④ ⑤ ⑥ ⑦ ⑧ ⑨

- ① Series No.
- ② Category: W-wafer
- ③ Welding Board Angle: V- Straight 180°
- ④ Welding Way: Blank-DIP
- ⑤ Row No.-Pin No.: 2\*XX-2\*02P~2\*32P
- ⑥ Plug the Pin & Special No.:
- ⑦ Material: PT-PBT 94V-0
- ⑧ Planting Category: SN-Bright tin plating ;
- ⑨ Color: Blank-natural color black



Poles	Dimensions(mm)		Poles	Dimensions(mm)		Poles	Dimensions(mm)	
	A	B		A	B		A	B
2*02	2.54	7.62	2*13	30.48	35.56	2*24	58.42	63.50
2*03	5.08	10.16	2*14	33.02	38.10	2*25	60.96	66.04
2*04	7.62	12.70	2*15	35.56	40.64	2*26	63.50	68.58
2*05	10.16	15.24	2*16	38.10	43.18	2*27	66.04	71.12
2*06	12.70	17.78	2*17	40.64	45.72	2*28	68.58	73.66
2*07	15.24	20.32	2*18	43.18	48.26	2*29	71.12	76.20
2*08	17.78	22.86	2*19	45.72	50.80	2*30	73.66	78.74
2*09	20.32	25.40	2*20	48.26	53.34	2*31	76.20	81.28
2*10	22.86	27.94	2*21	50.80	55.88	2*32	78.74	83.82
2*11	25.40	30.48	2*22	53.34	58.42			
2*12	27.94	33.02	2*23	55.88	60.96			



X2530WV-2*XX-PTSN	PBT UL 94V-0	Brass	Tin-Plated	X2530H
PART NO	Material	Material(Pin)	Finish(Pin)	Suitable XKB Terminal

For and on behalf of  
**XKB INDUSTRIAL PRECISION CO., LIMITED**  
 香港星坤工業精密有限公司

MARK	DESCRIPTION	DATE	REVISED	APPROVED	UNSPECIFIED TOLERANCES
△ X					ANGULAR ±5°
△ X					L ≤ 4 ±0.2
△ X					4 < L ≤ 16 ±0.3
					16 < L ≤ 63 ±0.4
					L > 63 ±0.5

DSND	DATE	SCALE: N/A	MODEL TYPE: X2530WV-2*XX-PTSN
DWN	DATE	VIEW:	PART NO.:
CHKD	DATE	UNIT: mm	2.54 mm Crimp Style Connectors
APPD	DATE	SIZE: A4	DWG NO.:
			WEIGHT 1.0g
			SHEET 1/1
			REVISION A0

Authorized Signature(s)

**XKB INDUSTRIAL PRECISION CO., LIMITED**

**Specifications :**

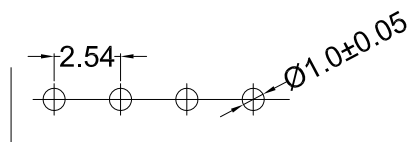
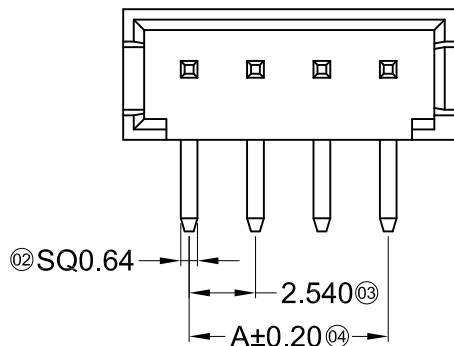
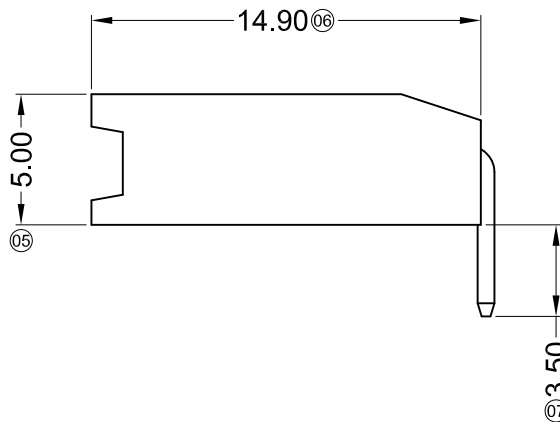
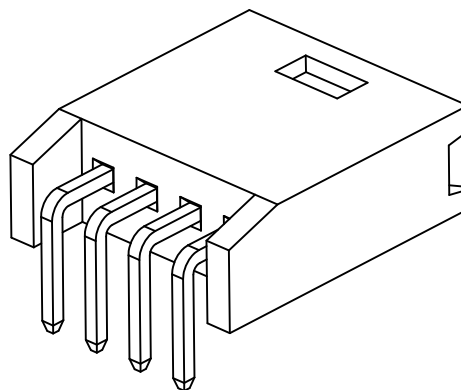
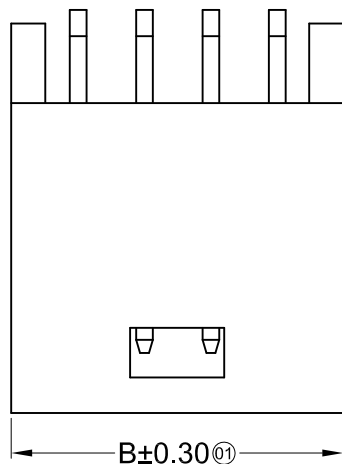
- Voltage rating: 250V AC / DC
- Current rating: 3A AC / DC
- Withstanding voltage: 800V AC/minute
- Temperature range: -25°C~+85°C
- Insulation resistance: ≥1000MΩ
- Contact resistance: ≤10mΩ
- After environmental testing: ≤20mΩ

X2530 W R XX- XX S-PTSN XX

① ② ③ ④ ⑤ ⑥ ⑦ ⑧ ⑨

- ① Series No.
- ② Category: W-wafer
- ③ Welding Board Angle: R-Right Angle 90°
- ④ Welding Way: Blank-DIP
- ⑤ Row No.-Pin No.: XX-Single row (02~22P)
- ⑥ Special NO.: S-battle
- ⑦ Material: PT-PBT 94V-0
- ⑧ Planting Category: V01:All Gold-Flash ; SN-Bright tin plating
- ⑨ Color: Blank-natural color

Poles	Dimensions(mm)		Poles	Dimensions(mm)	
	A	B		A	B
02	2.54	7.70	12	27.94	33.10
03	5.08	10.20	13	30.48	35.60
04	7.62	12.70	14	33.02	38.10
05	10.16	15.20	15	35.56	40.70
06	12.70	17.80	16	38.10	43.20
07	15.24	20.30	17	40.64	45.70
08	17.78	22.90	18	43.18	48.20
09	20.32	25.40	19	45.72	50.70
10	22.86	28.00	20	48.26	53.20
11	25.40	30.50	22	53.34	58.50



Recommended P.C.B Layout  
General Tolerance±0.05

X2530WR-XXS-PTSN	PBT UL 94V-0	Brass	Tin-Plated	X2530H
PART NO	Material	Material(Pin)	Finish(Pin)	Suitable XKB Terminal

For and on behalf of  
**XKB INDUSTRIAL PRECISION CO., LIMITED**  
香港星坤工業精密有限公司

MARK	DESCRIPTION	DATE	REVISED	APPROVED	UNSPECIFIED TOLERANCES
△ X					ANGULAR ±5°
△ X					L ≤ 4 ±0.2
△ X					4 < L ≤ 16 ±0.3
					16 < L ≤ 63 ±0.4
					L > 63 ±0.5

DSND	DATE	SCALE: N/A	MODEL TYPE: X2530WR-XXS-PTSN
DWN	DATE	VIEW:	PART NO.: 2.54mm Crimp Style Connectors
CHKD	DATE	UNIT: mm	DWG NO.:
APPD	DATE	SIZE: A4	
			WEIGHT 1.0g
			SHEET 1/1
			REVISION A0

Authorized Signature(s)

**XKB INDUSTRIAL PRECISION CO., LIMITED**

**Specifications :**

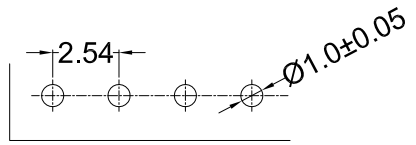
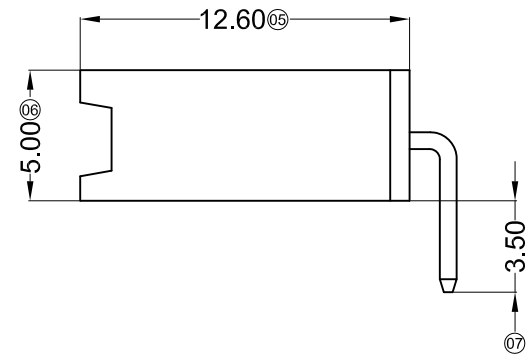
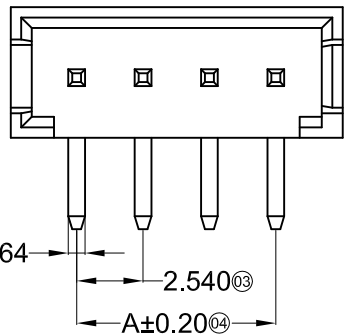
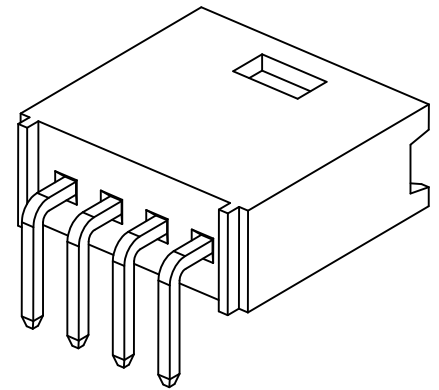
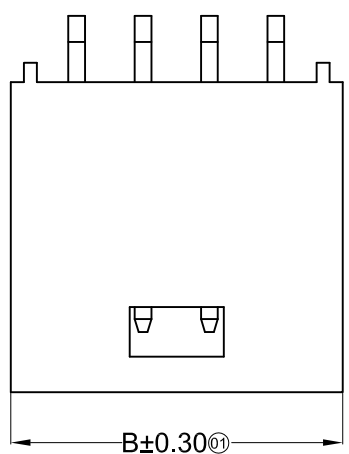
- Voltage rating: 250V AC / DC
- Current rating: 3A AC / DC
- Withstanding voltage: 800V AC/minute
- Temperature range: -25°C~+85°C
- Insulation resistance: ≥1000MΩ
- Contact resistance: ≤10mΩ
- After environmental testing: ≤20mΩ

X2530 W R XX- XX X-PTSN XX

① ② ③ ④ ⑤ ⑥ ⑦ ⑧ ⑨

- ① Series No.
- ② Category: W-wafer
- ③ Welding Board Angle: R-Right Angle 90°
- ④ Welding Way: Blank-DIP
- ⑤ Row No.-Pin No.: XX-Single row (02~22P)
- ⑥ Special NO.:
- ⑦ Material: PT-PBT 94V-0
- ⑧ Planting Category:  
V01:All Gold-Flash ; SN-Bright tin plating
- ⑨ Color: Blank-natural color

Poles	Dimensions(mm)		Poles	Dimensions(mm)	
	A	B		A	B
02	2.54	7.70	12	27.94	33.10
03	5.08	10.20	13	30.48	35.60
04	7.62	12.70	14	33.02	38.10
05	10.16	15.20	15	35.56	40.70
06	12.70	17.80	16	38.10	43.20
07	15.24	20.30	17	40.64	45.70
08	17.78	22.90	18	43.18	48.20
09	20.32	25.40	19	45.72	50.70
10	22.86	28.00	20	48.26	53.20
11	25.40	30.50	22	53.34	58.50



Recommended P.C.B Layout  
General Tolerance±0.05

X2530WR-XX-PTSN	PBT UL 94V-0	Brass	Tin-Plated	X2530H
PART NO	Material	Material(Pin)	Finish(Pin)	Suitable XKB Terminal

For and on behalf of  
**XKB INDUSTRIAL PRECISION CO., LIMITED**  
香港星坤工業精密有限公司

MARK	DESCRIPTION	DATE	REVISED	APPROVED	UNSPECIFIED TOLERANCES
△ X					ANGULAR ±5°
△ X					L ≤ 4 ±0.2
△ X					4 < L ≤ 16 ±0.3
					16 < L ≤ 63 ±0.4
					L > 63 ±0.5

DSND	DATE	SCALE: N/A	MODEL TYPE: X2530WR-XX-PTSN
DWN	DATE	VIEW:	PART NO.:
CHKD	DATE	UNIT: mm	2.54mm Crimp Style Connectors
APPD	DATE	SIZE: A4	DWG NO.:
		WEIGHT	SHEET
		1.0g	1/1
		REVISION	A0

Authorized Signature(s)

**XKB INDUSTRIAL PRECISION CO., LIMITED**

### Specifications :

- Voltage rating: 250V AC / DC
- Current rating: 3A AC / DC
- Withstanding voltage: 800V AC/minute
- Temperature range: -25°C~+85°C
- Insulation resistance: ≥1000MΩ
- Contact resistance: ≤10mΩ
- After environmental testing: ≤20mΩ

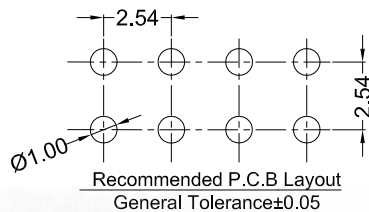
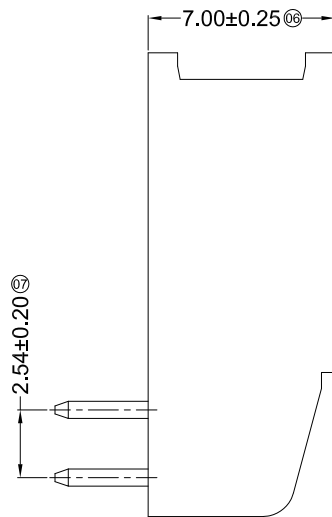
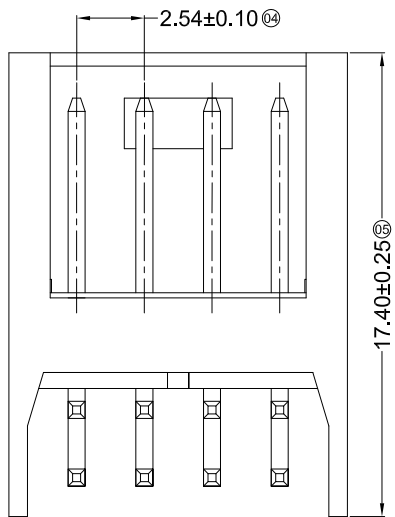
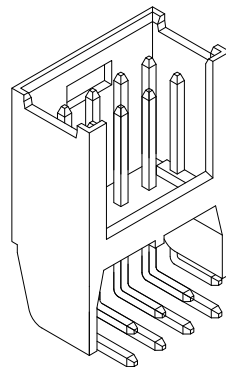
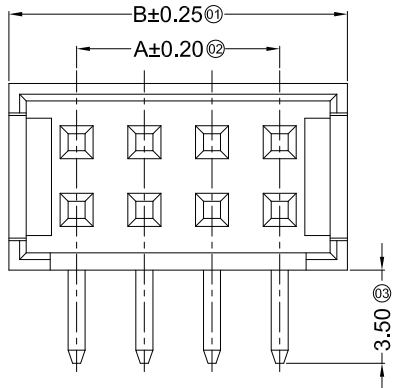
X2530 W R X-2\*XX X-PT SN XX

① ②③④ ⑤ ⑥ ⑦ ⑧ ⑨

- ① Series No.
- ② Category: W-wafer
- ③ Welding Board Angle: R- Right Angle 90°
- ④ Welding Way: Blank-DIP
- ⑤ Row No.-Pin No.: 2\*XX-2\*02P~2\*32P
- ⑥ Plug the Pin & Special No.:
- ⑦ Material: PT-PBT 94V-0
- ⑧ Plating Category: SN-Bright tin plating ;
- ⑨ Color: Blank-natural color black

Poles	Dimensions(mm)		Poles	Dimensions(mm)		Poles	Dimensions(mm)	
	A	B		A	B		A	B
2*02	2.54	7.62	2*13	30.48	35.56	2*24	58.42	63.50
2*03	5.08	10.16	2*14	33.02	38.10	2*25	60.96	66.04
2*04	7.62	12.70	2*15	35.56	40.64	2*26	63.50	68.58
2*05	10.16	15.24	2*16	38.10	43.18	2*27	66.04	71.12
2*06	12.70	17.78	2*17	40.64	45.72	2*28	68.58	73.66
2*07	15.24	20.32	2*18	43.18	48.26	2*29	71.12	76.20
2*08	17.78	22.86	2*19	45.72	50.80	2*30	73.66	78.74
2*09	20.32	25.40	2*20	48.26	53.34	2*31	76.20	81.28
2*10	22.86	27.94	2*21	50.80	55.88	2*32	78.74	83.82
2*11	25.40	30.48	2*22	53.34	58.42			
2*12	27.94	33.02	2*23	55.88	60.96			

X2530WR-2*XX-PTSN	PBT UL 94V-0	Brass	Tin-Plated	X2530H
PART NO	Material	Material(Pin)	Finish(Pin)	Suitable XKB Terminal



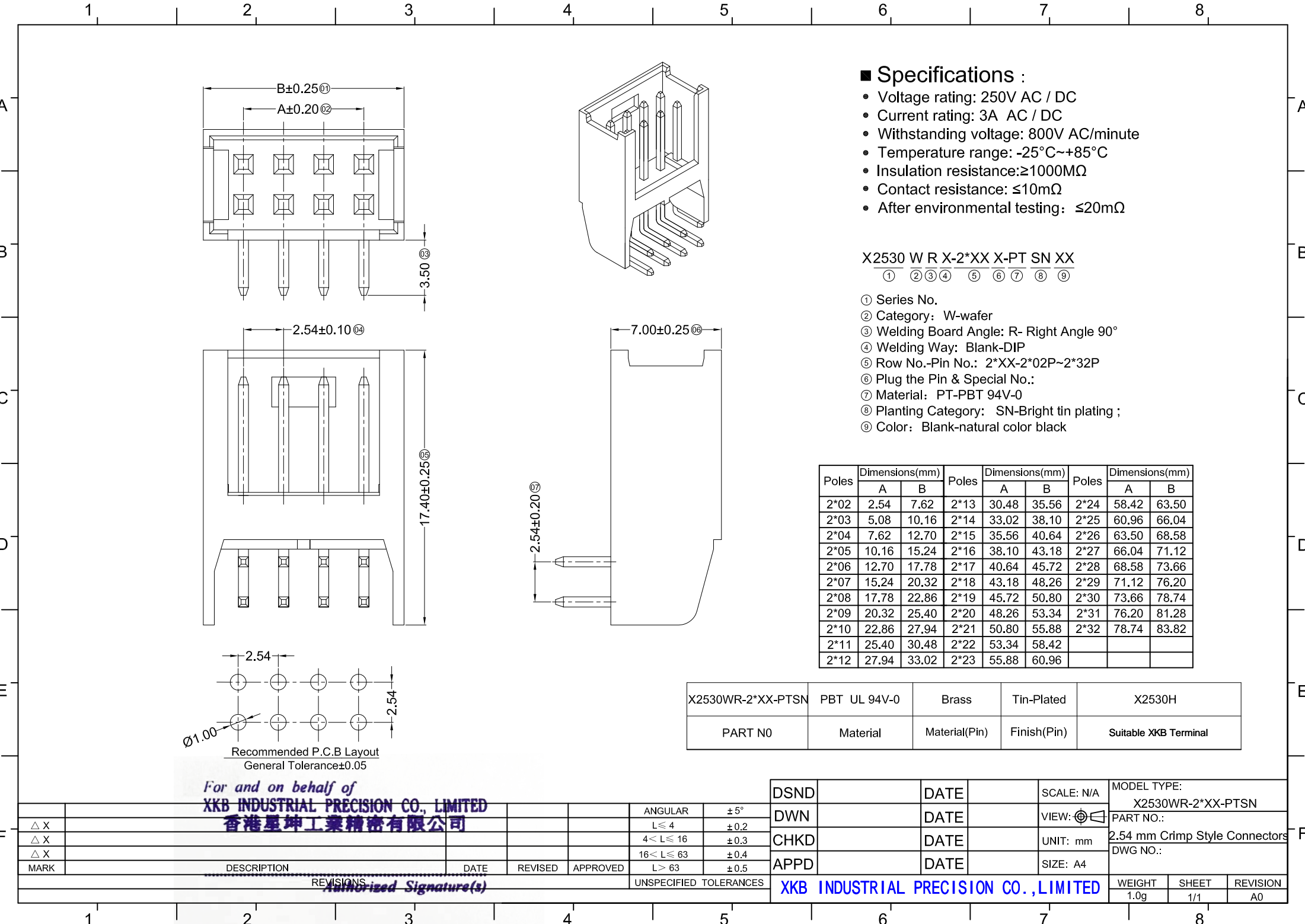
DSND	DATE	SCALE: N/A	MODEL TYPE: X2530WR-2*XX-PTSN
DWN	DATE	VIEW:	PART NO.:
CHKD	DATE	UNIT: mm	2.54 mm Crimp Style Connectors
APPD	DATE	SIZE: A4	DWG NO.:
			WEIGHT 1.0g
			SHEET 1/1
			REVISION A0

For and on behalf of  
**XKB INDUSTRIAL PRECISION CO., LIMITED**  
香港星坤工業精密有限公司

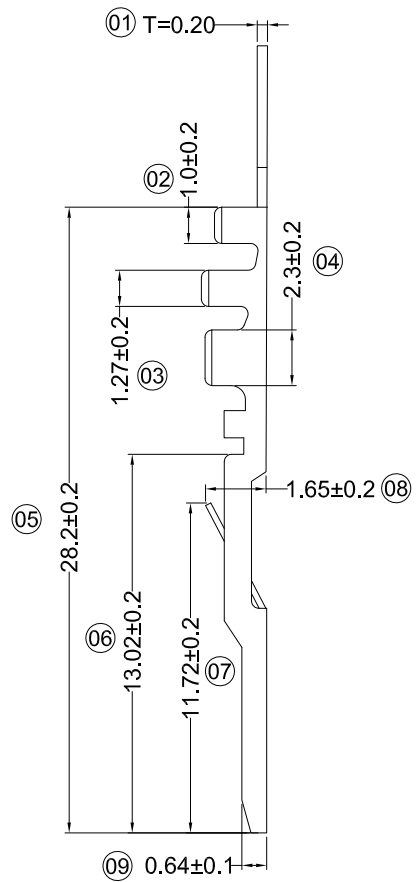
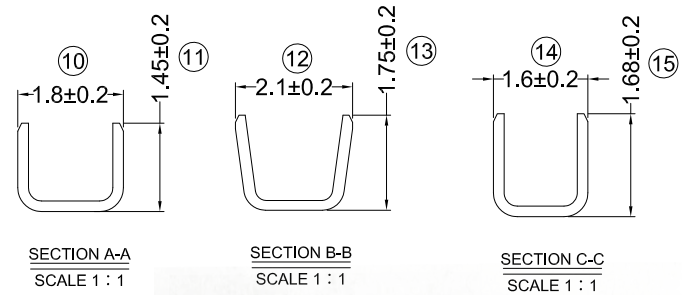
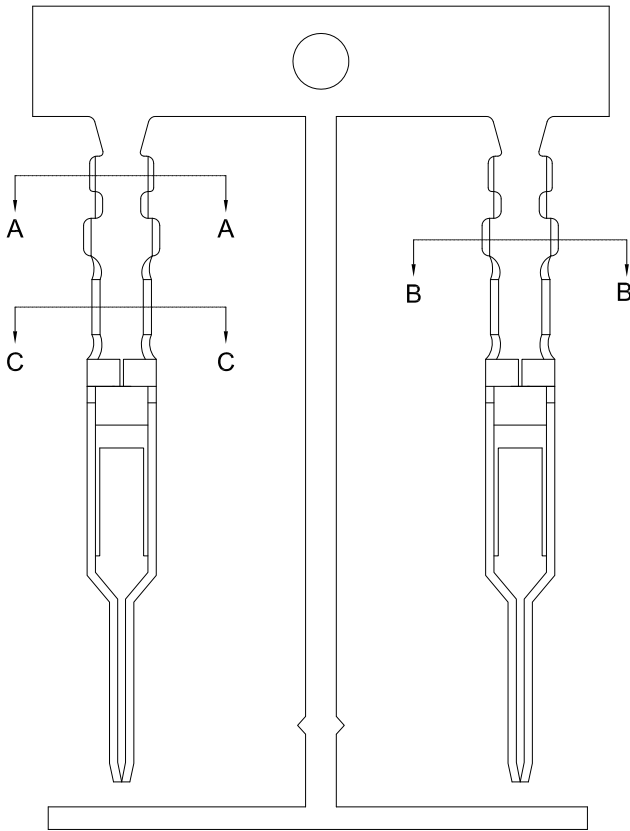
Authorized Signature(s)

UNSPECIFIED TOLERANCES

**XKB INDUSTRIAL PRECISION CO., LIMITED**



1 2 3 4 5 6 7 8



- Specifications :**
- Voltage rating: 250V AC / DC
  - Current rating: 3A AC / DC
  - Withstanding voltage: 800V AC/minute
  - Temperature range: -25°C~+85°C
  - Insulation resistance: ≥1000MΩ
  - Contact resistance: ≤10mΩ
  - After environmental testing: ≤20mΩ

**X2530 T M-X SN X-X**

- ① Series Number
- ② Category: T-terminal
- ③ Shape: M-male
- ④ Material: P-Phosphor Bronze B-Brass
- ⑤ Plating style: V\*\*All Gold-Plated  
\*01-Gold Flash; \*02-2U" ; \*03-3U" ; \*05-5U" ; \*10-10U" ; \*15-15U" ; \*30-30U" ; \*50-50U" SN-Bright tin plating 70-120U" SW-Fog Tin plating 0-No plating material
- ⑥ Plating method: Blank-Stamping before plating
- ⑦ Mold No./Mark/Special No.

X2530TM-BSN	Brass	AWG#22-26	1.55mm(Max)	Stamping Before Plating:30u" Ni;70u"Sn	X2530H
X2530TM-PSN	Phosphor Bronze				
PART NO	Material	Wire Range	Insulation O.D.	Finish	Suitable XKB Terminal

For and on behalf of  
**XKB INDUSTRIAL PRECISION CO., LIMITED**  
 香港星坤工業精密有限公司

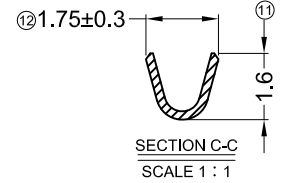
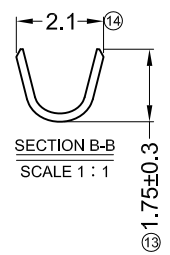
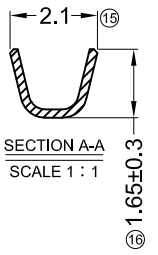
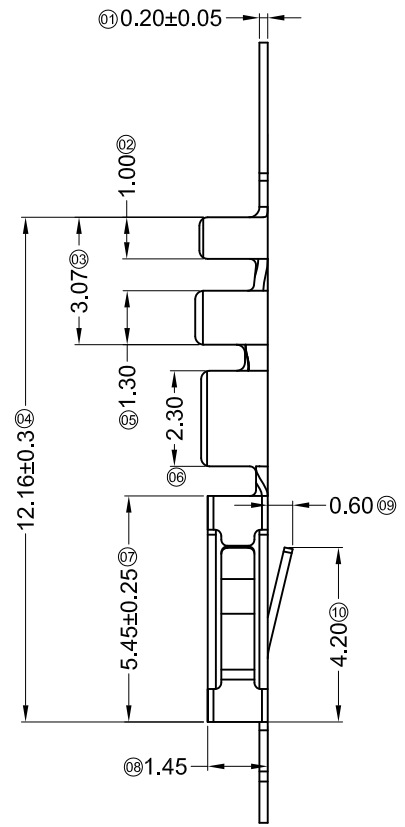
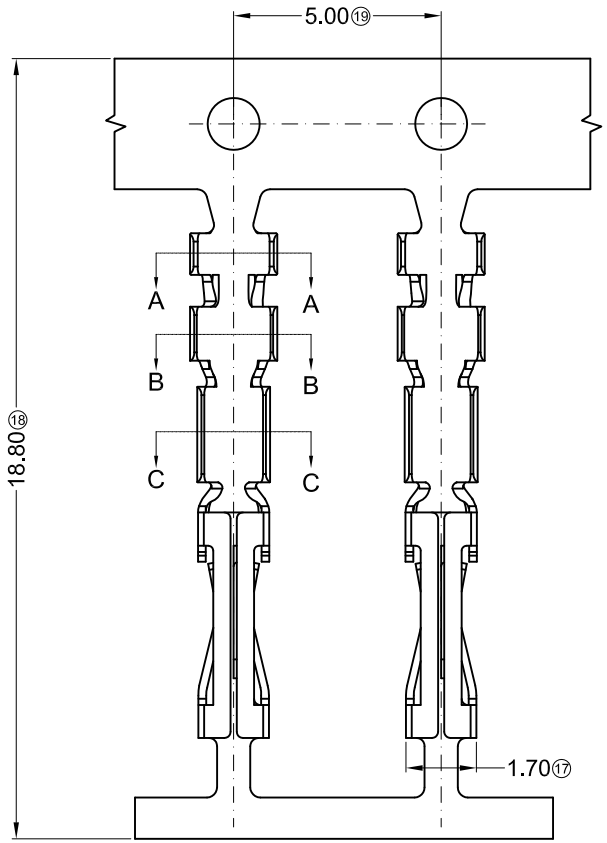
△ X						ANGULAR	± 5°
△ X						L ≤ 4	± 0.2
△ X						4 < L ≤ 16	± 0.3
MARK	DESCRIPTION	DATE	REVISED	APPROVED		16 < L ≤ 63	± 0.4
						L > 63	± 0.5
REVISIONS						UNSPECIFIED TOLERANCES	

DSND		DATE		SCALE: N/A	MODEL TYPE: X2530TM-XSN	
DWN		DATE		VIEW:	PART NO.: 2.54 mm Crimp Style Connectors	
CHKD		DATE		UNIT: mm	DWG NO.:	
APPD		DATE		SIZE: A4		
				WEIGHT	SHEET	REVISION
				1.0g	1/1	A0

**XKB INDUSTRIAL PRECISION CO., LIMITED**

1 2 3 4 5 6 7 8

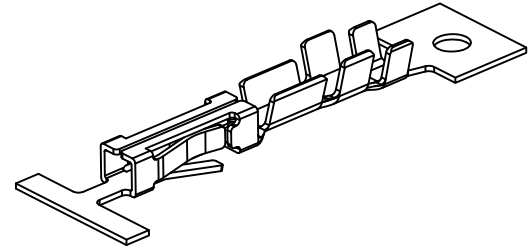




- Specifications :**
- Voltage rating: 250V AC / DC
  - Current rating: 3A AC / DC
  - Withstanding voltage: 1000V AC/minute
  - Temperature range: -25°C~+85°C
  - Insulation resistance: ≥1000MΩ
  - Contact resistance: ≤20mΩ
  - After environmental testing: ≤30mΩ

**X2530 T F-P SN X-X**  
 ① ② ③ ④ ⑤ ⑥ ⑦

- ① Series Number
- ② Category: T-terminal
- ③ Shape: F-Female
- ④ Material: P-Phosphor Bronze
- ⑤ Plating style: SN-Bright tin plating
- ⑥ Plating method:  
Blank-Stamping before plating
- ⑦ Mold No./Mark/Special No.



X2530TF-PSN	Phosphor Bronze	AWG#22-26	1.55mm(Max)	Stamping Before Plating: 30u" Ni;70u"Sn	X2530H
PART NO	Material	Wire Range	Insulation O.D.	Finish	Suitable XKB Terminal

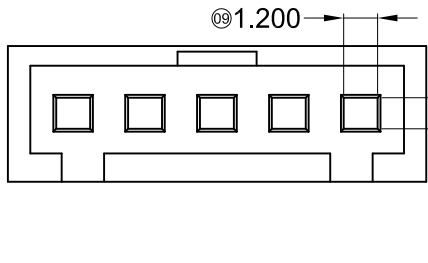
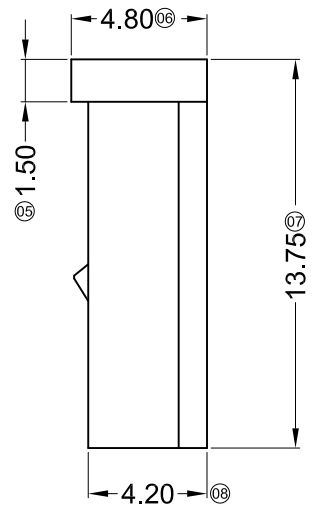
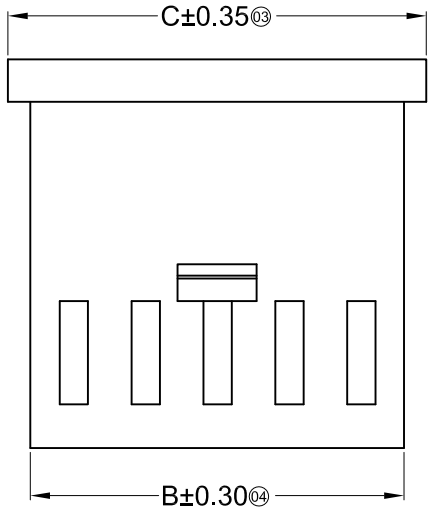
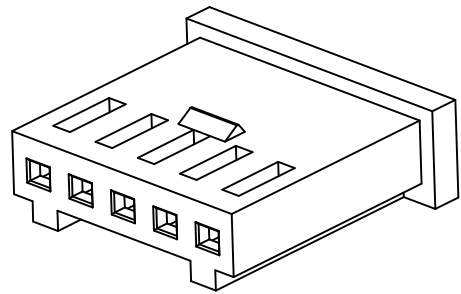
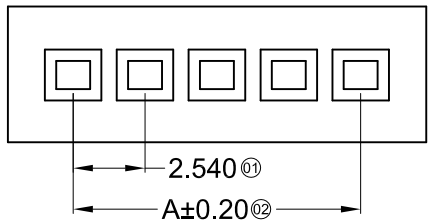
For and on behalf of  
**XKB INDUSTRIAL PRECISION CO., LIMITED**  
**香港星坤工業精密有限公司**

△ X					ANGULAR	± 5°
△ X					L ≤ 4	± 0.2
△ X					4 < L ≤ 16	± 0.3
△ X					16 < L ≤ 63	± 0.4
MARK	DESCRIPTION	DATE	REVISED	APPROVED	L > 63	± 0.5
					UNSPECIFIED TOLERANCES	

DSND		DATE		SCALE: N/A	MODEL TYPE: X2530TF-PSN	
DWN		DATE		VIEW:	PART NO.: 2.54mm Crimp Style Connectors	
CHKD		DATE		UNIT: mm	DWG NO.:	
APPD		DATE		SIZE: A4		
				WEIGHT	SHEET	REVISION
				1.0g	1/1	A0

Authorized Signature(s)

**XKB INDUSTRIAL PRECISION CO., LIMITED**



**Specifications :**

- Voltage rating: 250V AC / DC
- Current rating: 3A AC / DC
- Withstanding voltage: 800V AC/minute
- Temperature range: -25°C~+85°C
- Insulation resistance: ≥1000MΩ
- Contact resistance: ≤10mΩ
- After environmental testing: ≤20mΩ

X2530 H X-XX X-PT XX

- ① Series No.
- ② Category: H-HSG
- ③ Welding Board Angle: Blank-ordinary
- ④ Row No.-Pin No.: XX-Single Row(02~22P)
- ⑤ Plug the Pin & special No.
- ⑥ Material: PT-PBT 94V-0
- ⑦ Color: Blank-Natural Color

Poles	Dimensions(mm)			Poles	Dimensions(mm)		
	A	B	C		A	B	C
02	2.54	5.60	7.10	13	30.48	33.54	35.04
03	5.08	8.14	9.64	14	33.02	36.08	37.58
04	7.62	10.68	12.18	15	35.56	38.62	40.12
05	10.16	13.22	14.72	16	38.10	41.16	42.66
06	12.70	15.76	17.26	17	40.64	43.70	45.20
07	15.24	18.30	19.80	18	43.18	46.24	47.74
08	17.78	20.84	22.34	19	45.72	48.78	50.28
09	20.32	23.84	24.88	20	48.26	51.32	52.82
10	22.86	25.92	27.42	21	50.80	53.86	55.36
11	25.40	28.46	29.96	22	53.34	56.40	57.90
12	27.94	31.00	32.50				

X2530H-XX-PT	PBT UL 94V-0	X2530T	X2530W
PART NO	Material	Suitable XKB Terminal	Suitable XKB Terminal

For and on behalf of  
**XKB INDUSTRIAL PRECISION CO., LIMITED**  
 香港星坤工業精密有限公司

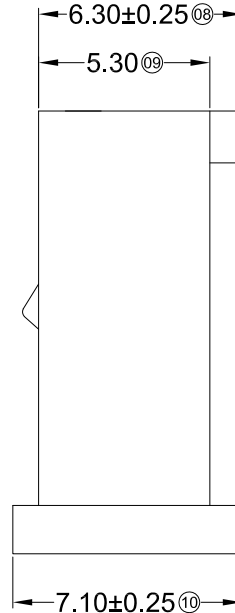
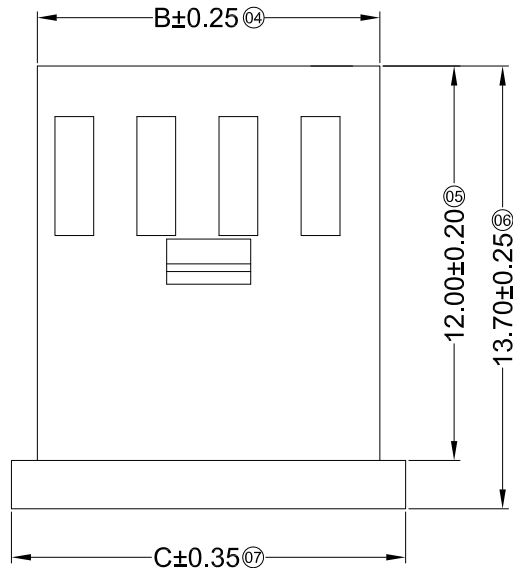
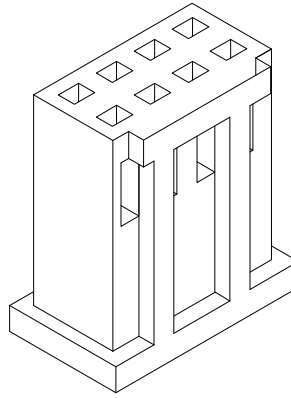
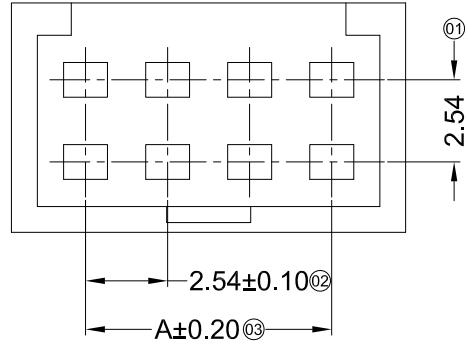
MARK	DESCRIPTION	DATE	REVISED	APPROVED	UNSPECIFIED TOLERANCES
△ X					ANGULAR ±5°
△ X					L ≤ 4 ±0.2
△ X					4 < L ≤ 16 ±0.3
					16 < L ≤ 63 ±0.4
					L > 63 ±0.5

DSND	DATE	SCALE: N/A	MODEL TYPE: X2530H-XX-PT
DWN	DATE	VIEW:	PART NO.:
CHKD	DATE	UNIT: mm	2,54mm Crimp Style Connectors
APPD	DATE	SIZE: A4	DWG NO.:
			WEIGHT 1.0g
			SHEET 1/1
			REVISION A0

REVISIONS  
 Authorized Signature(s)

**XKB INDUSTRIAL PRECISION CO., LIMITED**





**Specifications :**

- Voltage rating: 250V AC / DC
- Current rating: 3A AC / DC
- Withstanding voltage: 800V AC/minute
- Temperature range: -25°C~+85°C
- Insulation resistance: ≥1000MΩ
- Contact resistance: ≤10mΩ
- After environmental testing: ≤20mΩ

X2530 H X-2\*XX X-PT XX

① ② ③ ④ ⑤ ⑥ ⑦

- ① Series No.
- ② Category: H-HSG
- ③ Welding Board Angle: Blank-ordinary
- ④ Row No.-Pin No.: 2\*XX-2\*02~2\*32P
- ⑤ Plug the Pin & special No.
- ⑥ Material: PT-PBT 94V-0
- ⑦ Color: Blank-Natural Color Black

Poles	Dimensions(mm)			Poles	Dimensions(mm)			Poles	Dimensions(mm)		
	A	B	C		A	B	C		A	B	C
2*02	2.54	5.52	7.12	2*13	30.48	33.46	35.06	2*24	58.42	61.40	63.00
2*03	5.08	8.06	9.66	2*14	33.02	36.00	37.60	2*25	60.96	63.94	65.54
2*04	7.62	10.60	12.20	2*15	35.56	38.54	40.14	2*26	63.50	66.48	68.08
2*05	10.16	13.14	14.74	2*16	38.10	41.08	42.68	2*27	66.04	69.02	70.62
2*06	12.70	15.68	17.28	2*17	40.64	43.62	45.22	2*28	68.58	71.56	73.16
2*07	15.24	18.22	19.82	2*18	43.18	46.16	47.76	2*29	71.12	74.10	75.70
2*08	17.78	20.76	22.36	2*19	45.72	48.70	50.30	2*30	73.66	76.64	78.24
2*09	20.32	23.30	24.90	2*20	48.26	51.24	52.84	2*31	76.20	79.18	80.78
2*10	22.86	25.84	27.44	2*21	50.80	53.78	55.38	2*32	78.74	81.72	83.32
2*11	25.40	28.38	29.98	2*22	53.34	56.32	57.92				
2*12	27.94	30.92	32.52	2*23	55.88	58.86	60.46				

X2530H-2*XX-PT	PBT UL 94V-0	X2530T	X2530W
PART NO	Material	Suitable XKB Terminal	Suitable XKB Terminal

For and on behalf of  
**XKB INDUSTRIAL PRECISION CO., LIMITED**  
 香港星坤工業精密有限公司

△ X					ANGULAR	± 5°
△ X					L ≤ 4	± 0.2
△ X					4 < L ≤ 16	± 0.3
△ X					16 < L ≤ 63	± 0.4
MARK	DESCRIPTION	DATE	REVISED	APPROVED	L > 63	± 0.5
					UNSPECIFIED TOLERANCES	

DSND		DATE		SCALE: N/A	MODEL TYPE: X2530H-2*XX-PT
DWN		DATE		VIEW:	PART NO.:
CHKD		DATE		UNIT: mm	2.54 mm Crimp Style Connectors
APPD		DATE		SIZE: A4	DWG NO.:
					WEIGHT
					1.0g
					SHEET
					1/1
					REVISION
					A0

**XKB INDUSTRIAL PRECISION CO., LIMITED**