

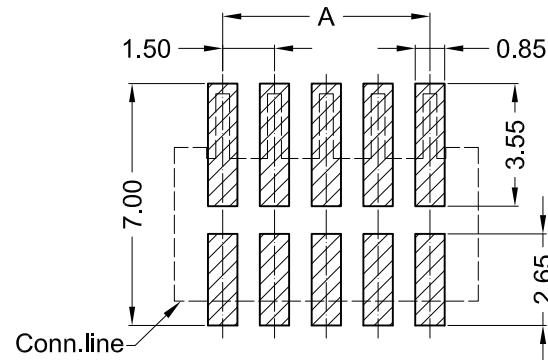
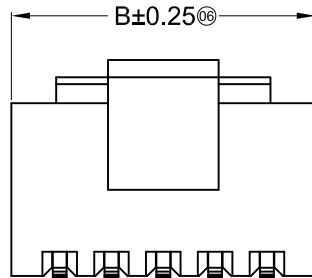
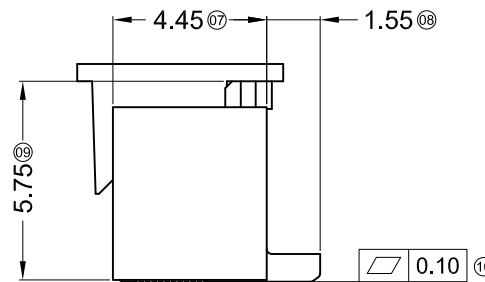
**Specifications :**

- Voltage rating: 350V AC / DC
- Current rating: 3A AC / DC
- Withstanding voltage: 500V AC/minute
- Temperature range: -55°C~+105°C
- Insulation resistance: ≥1000MΩ
- Contact resistance: ≤20mΩ
- After environmental testing: ≤40mΩ

X1511 W V S-XX HF-LP SW XX

① ② ③ ④ ⑤ ⑥ ⑦ ⑧ ⑨

- ① Series No.
- ② Category: W-wafer
- ③ Welding Board Angle: V- Straight 180°
- ④ Welding Way: S-SMT
- ⑤ Row No.-Pin No.: XX-02P~15P
- ⑥ Plug the Pin & Special No.: HF-Halogen Free
- ⑦ Material: LP -LCP 94V-0
- ⑧ Planting Category: SW- Matte Tin Plating
- ⑨ Color: Blank-Natural Color



Recommended P.C.B Layout  
General Tolerance±0.05

Poles	Dimensions (mm)			Poles	Dimensions (mm)		
	A	B	C		A	B	C
02	1.50	4.30	3.40	09	12.00	14.80	13.90
03	3.00	5.80	4.90	10	13.50	16.30	15.40
04	4.50	7.30	6.40	11	15.00	17.80	16.90
05	6.00	8.80	7.90	12	16.50	19.30	18.40
06	7.50	10.30	9.40	13	18.00	20.80	19.90
07	9.00	11.80	10.90	14	19.50	22.30	21.40
08	10.50	13.30	12.40	15	21.00	23.80	22.90

△	X1511WVS-XXHF-LPSW	LCP UL 94V-0 Halogen Free	Brass	Matte Tin Plating	X1511H
	X1511WVS-XX-LPSW	LCP UL 94V-0			
	PART NO	Material	Material(Pin)	Finish(Pin)	Suitable XKB Terminal

For and on behalf of  
**XKB INDUSTRIAL PRECISION CO., LIMITED**  
香港星坤工業精密有限公司

△ X					ANGULAR	±5°
△ X					L ≤ 4	±0.2
△ X					4 < L ≤ 16	±0.3
△ X					16 < L ≤ 63	±0.4
MARK					L > 63	±0.5
REVISIONS						UNSPECIFIED TOLERANCES

DSND		DATE		SCALE: N/A	MODEL TYPE: X1511WVS-XXHF-LPSW
DWN		DATE		VIEW:	PART NO.:
CHKD		DATE		UNIT: mm	1.50mm Crimp Style Connectors
APPD		DATE		SIZE: A4	DWG NO.:
				WEIGHT	SHEET
				1.0g	1/1
				REVISION	A0

**XKB INDUSTRIAL PRECISION CO., LIMITED**