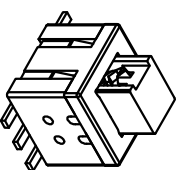
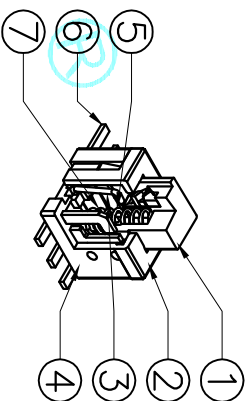
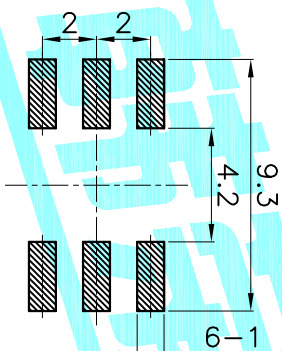
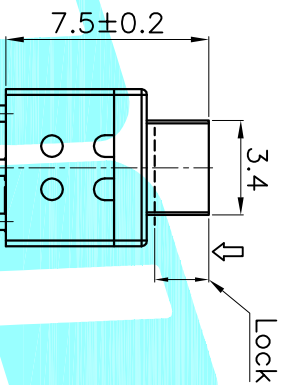
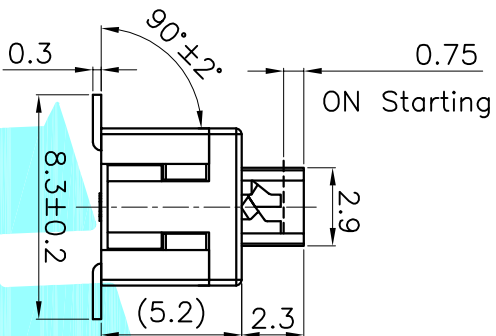


NOTE:
1. Operating Force: 180gf±50gf

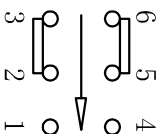
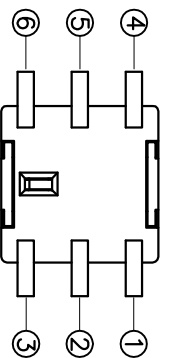


PCB Layout(Pattern Side)

NO.	Operating Type	Part No.
1	Push To Lock	K8-5852S-L1
2	Push No Lock	K8-5852S-N1
3	Push No Sound No Lock	K8-5852S-NN

ITEM	PART NAME	TER'NO.	QTY.	MATERIAL	FINISHING	REMARK
⑦	Contact	—	2	Phosphor bronze	Plating silver	—
⑥	Terminal	—	6	Brass strip	Plating silver	—
⑤	Spring	—	1	SUS	Natural	—
④	Base	—	1	Nylon	Gray	—
③	Crochet Needle	—	1	SUS	Natural	—
②	Cover	—	1	POM	Black	—
①	KNOB	—	1	POM	White	—

Circuit Diagram



ECN NO.	REV.	DATE.	DESCRIPTION.	CHANGE.	CHECK.	APPRO.
	A		NEW			
<p>APPROVALS</p> <p>DRAWN J.X.Zhang DATE 2013/12/6</p> <p>CHECKED</p> <p>TOLERANCES ARE 30~0.1mm ±0.30 ANGLE PART NO. TITLE: PUSHBUTTON SWITCHES</p> <p>10~0.30 ±0.20 UNIT: mm SCALE: 1:1 PROJ. SHEET 1 OF 1</p> <p>5~0.10 ±0.15 ±2° DRAWING NO.</p>						

