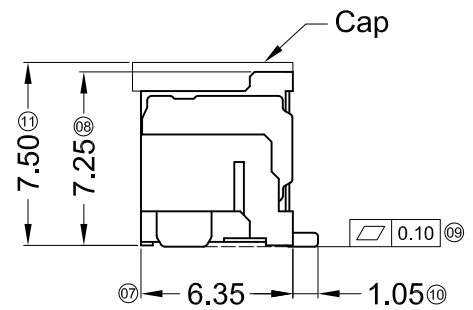
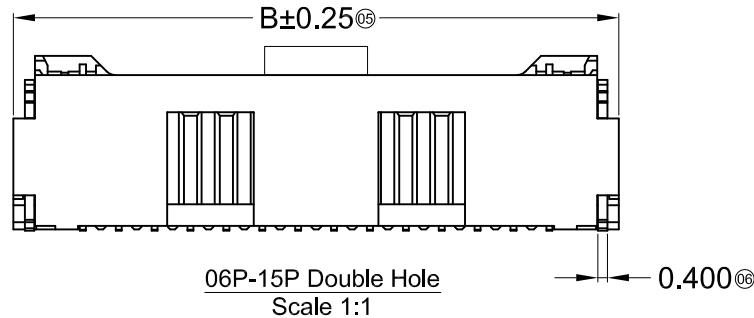


Specifications :

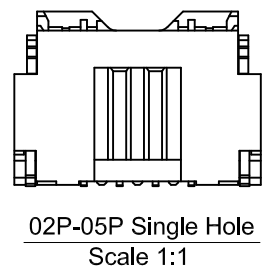
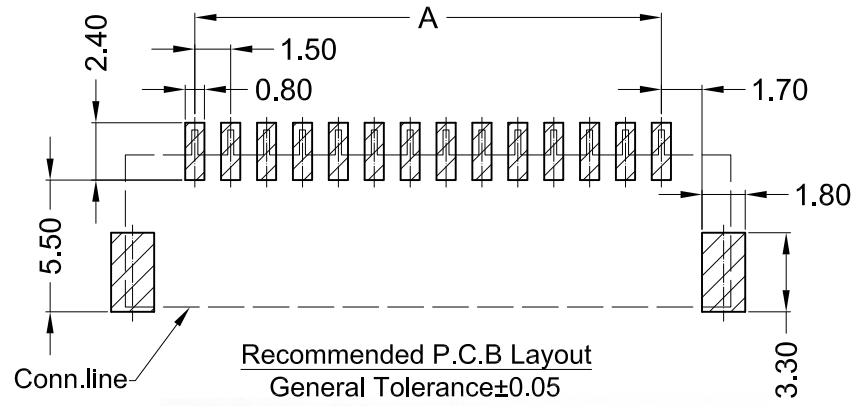
- Voltage rating: 100V AC / DC
- Current rating: 2A AC / DC
- Withstanding voltage: 500V AC/minute
- Temperature range: -40°C~+85°C
- Insulation resistance: ≥500MΩ
- Contact resistance: ≤20mΩ
- After environmental testing: ≤40mΩ



X1515 W V S-XX X- LP SW XX

- ① Series No.
 ② Category: W-wafer
 ③ Welding Board Angle: V- Straight 180°
 ④ Welding Way: S-SMT
 ⑤ Row No.-Pin No.: XX-02P~15P
 ⑥ Plug the Pin & Special No.:
 ⑦ Material: LP-LCP 94V-0 ;
 ⑧ Planting Category: SW- Matte Tin Plating
 ⑨ Color: Blank-Natural Color

| Poles | Dimensions (mm) | | | Poles | Dimensions (mm) | | |
|-------|-----------------|-------|-------|-------|-----------------|-------|-------|
| | A | B | C | | A | B | C |
| 02 | 1.50 | 7.30 | 4.45 | 09 | 12.00 | 17.80 | 14.95 |
| 03 | 3.00 | 8.80 | 5.95 | 10 | 13.50 | 19.30 | 16.45 |
| 04 | 4.50 | 10.30 | 7.45 | 11 | 15.00 | 20.80 | 17.95 |
| 05 | 6.00 | 11.80 | 8.95 | 12 | 16.50 | 22.30 | 19.45 |
| 06 | 7.50 | 13.30 | 10.45 | 13 | 18.00 | 23.80 | 20.95 |
| 07 | 9.00 | 14.80 | 11.95 | 14 | 19.50 | 25.30 | 22.45 |
| 08 | 10.50 | 16.30 | 13.45 | 15 | 21.00 | 26.80 | 23.95 |



| | | | | | |
|------------------|--------------|-----------------|------------------------|------------------------------|-----------------------|
| X1515WVS-XX-LPSW | LCP UL 94V-0 | Phosphor Bronze | Brass | Matte Tin-Plated | X1515H |
| PART NO | Material | Material(Pin) | Material (Solder Tabs) | Finish (Pin And Solder Tabs) | Suitable XKB Terminal |

For and on behalf of
XKB INDUSTRIAL PRECISION CO., LIMITED
 香港星坤工業精密有限公司

| | | | | | | | | | | | | |
|------|-------------|------|---------|----------|------------------------|------|--|--|------|------------|---------------------------------|----------|
| △ X | | | | | ANGULAR | ±5° | DSND | | DATE | SCALE: N/A | MODEL TYPE: X1515WVS-XX-LPSW | |
| △ X | | | | | L ≤ 4 | ±0.2 | DWN | | DATE | VIEW: | PART NO.: | |
| △ X | | | | | 4 < L ≤ 16 | ±0.3 | CHKD | | DATE | UNIT: mm | 1.50mm Crimp Style Connectors | |
| △ X | | | | | 16 < L ≤ 63 | ±0.4 | APPD | | DATE | SIZE: A4 | DWG NO.: | |
| MARK | DESCRIPTION | DATE | REVISED | APPROVED | L > 63 | ±0.5 | | | | | | |
| | | | | | UNSPECIFIED TOLERANCES | | XKB INDUSTRIAL PRECISION CO., LIMITED | | | WEIGHT | SHEET | REVISION |
| | | | | | | | | | | 1.0g | 1/1 | A0 |