

Specifications :

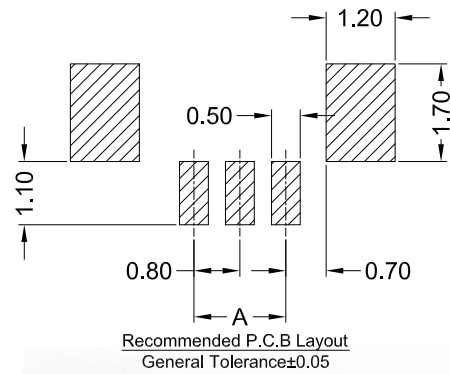
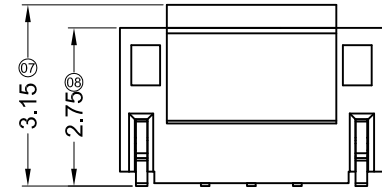
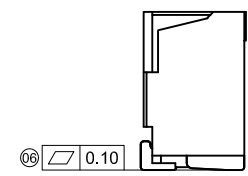
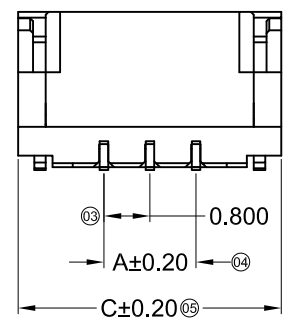
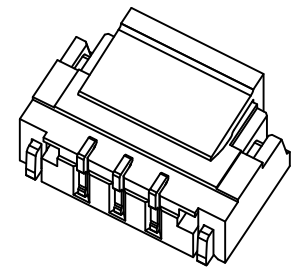
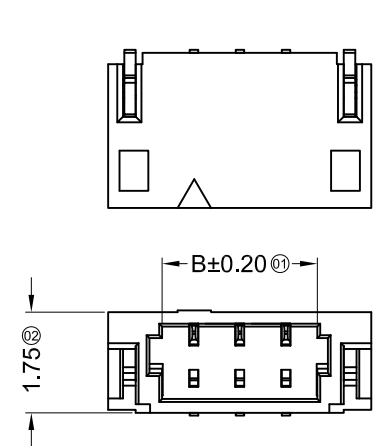
- Voltage rating: 30V AC / DC
- Current rating: 0.5A AC / DC
- Withstanding voltage: 200V AC/minute
- Temperature range: -25°C~+85°C
- Insulation resistance: ≥100MΩ
- Contact resistance: ≤20mΩ
- After environmental testing: ≤40mΩ

X0800 W V S-XX HF -LP XX XX
 ① ② ③ ④ ⑤ ⑥ ⑦ ⑧ ⑨

- ① Series No
- ② Category: W-WAFER
- ③ Welding Board Angle: V-180°
- ④ Welding Way: S-SMT
- ⑤ Row No.-Pin No.: XX-Single Row
- ⑥ Special No.: HF-Halogen Free
- ⑦ Material: LP -LCP 94V-0
- ⑧ Plating Category: V01-All Gold Flash
SN-Bright Tin Plating
- ⑨ Color : Blank-Natural Color

Poles	Dimensions (mm)			Poles	Dimensions (mm)		
	A	B	C		A	B	C
02	0.80	1.90	3.78	12	8.80	9.90	11.78
03	1.60	2.70	4.58	13	9.60	10.70	12.58
04	2.40	3.50	5.38	14	10.40	11.50	13.38
05	3.20	4.30	6.18	15	11.20	12.30	14.18
06	4.00	5.10	6.98	16	12.00	13.10	14.98
07	4.80	5.90	7.78	17	12.80	13.90	15.78
08	5.60	6.70	8.58	18	13.60	14.70	16.58
09	6.40	7.50	9.38	19	14.40	15.50	17.38
10	7.20	8.30	10.18	20	15.20	16.30	18.18
11	8.00	9.10	10.98				

X0800WVS-XXHF-LPV01	LCP UL 94V-0	Phosphor Bronze	Gold-Flash	Phosphor Bronze	Gold-Flash
X0800WVS-XXHF-LPSN			Tin-Plated		Tin-Plated
PART NO	Material	Material(Pin)	Finish(Pin)	Material (Solder Tabs)	Finish (Solder Tabs)



For and on behalf of
XKB INDUSTRIAL PRECISION CO., LIMITED
 香港星坤工業精密有限公司

△ X					ANGULAR	± 5°
△ X					L ≤ 4	± 0.2
△ X					4 < L ≤ 16	± 0.3
MARK	DESCRIPTION	DATE	REVISED	APPROVED	16 < L ≤ 63	± 0.4
					L > 63	± 0.5
					UNSPECIFIED TOLERANCES	

DSND		DATE		SCALE: N/A	MODEL TYPE:		
DWN		DATE		VIEW:	PART NO.:		
CHKD		DATE		UNIT: mm	0.80 mm IDC Style Connectors		
APPD		DATE		SIZE: A4	DWG NO.:		
					WEIGHT	SHEET	REVISION
					1.0g	1/1	A0

XKB INDUSTRIAL PRECISION CO., LIMITED

Specifications :

- Voltage rating: 30V AC / DC
- Current rating: 0.5A AC / DC
- Withstanding voltage: 200V AC/minute
- Temperature range: -25°C~+85°C
- Insulation resistance: ≥100MΩ
- Contact resistance: ≤20mΩ
- After environmental testing: ≤30mΩ

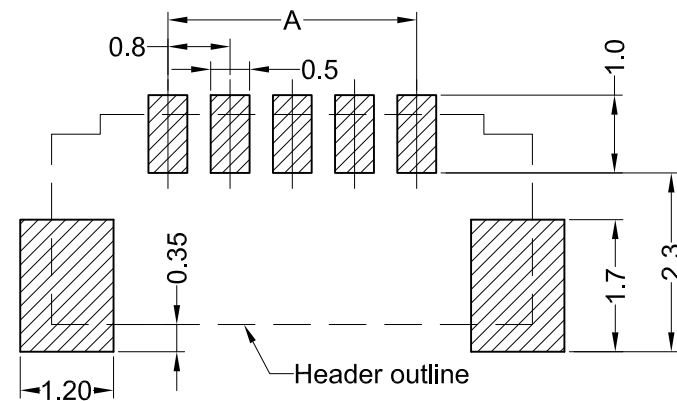
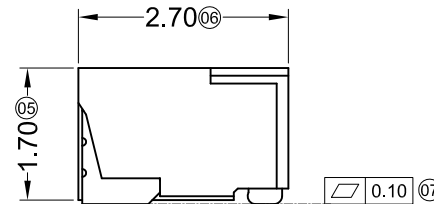
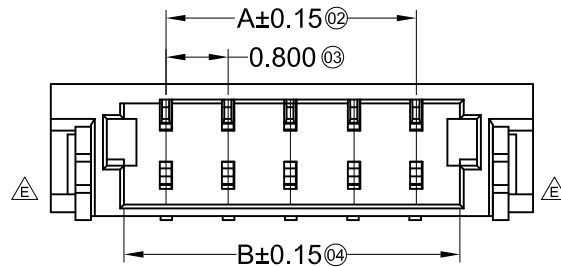
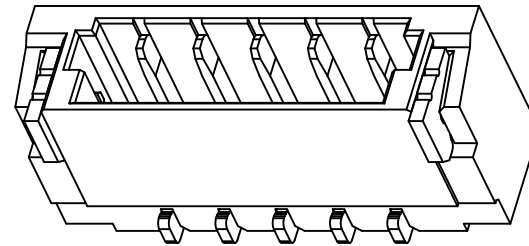
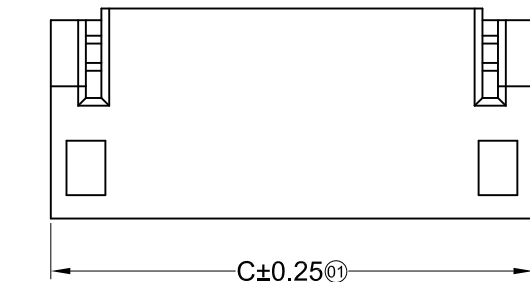
X0800 W R S - XX X - XX XX XX

① ② ③ ④ ⑤ ⑥ ⑦ ⑧ ⑨

- ① Series No.
- ② Category: W-wafer
- ③ Welding Board Angle: R-90°
- ④ Welding Way: S-SMT
- ⑤ Row No. -Pin No. XX-Single row
- ⑥ Plug the Pin & Special NO.: HF-Halogen free
- ⑦ Material: LP-LCP 94V-0 ; 6T-PA6T 94V-0
- ⑧ Planting Category: V01:All Gold-Flash ; SN-Bright tin plating
- ⑨ Color: Blank-natural color ; BK-black

Poles	Dimensions(mm)			Poles	Dimensions(mm)		
	A	B	C		A	B	C
02	0.80	1.90	3.78	12	8.80	9.90	11.78
03	1.60	2.70	4.58	13	9.60	10.70	12.58
04	2.40	3.50	5.38	14	10.40	11.50	13.38
05	3.20	4.30	6.18	15	11.20	12.30	14.18
06	4.00	5.10	6.98	16	12.00	13.10	14.98
07	4.80	5.90	7.78	17	12.80	13.90	15.78
08	5.60	6.70	8.58	18	13.60	14.70	16.58
09	6.40	7.50	9.38	19	14.40	15.50	17.38
10	7.20	8.30	10.18	20	15.20	16.30	18.18
11	8.00	9.10	10.98				

X0800WRS-XXHF-6TV01BK	PA6T UL 94V-0 Black (Halogen-free)	Phosphor Bronze	Gold-Flash	Brass	Gold-Flash	0800H
X0800WRS-XXHF-6TV01	PA6T UL 94V-0 (Halogen-free)		Gold-Flash		Gold-Flash	
X0800WRS-XXHF-LPV01	LCP UL 94V-0 (Halogen-free)		Gold-Flash		Gold-Flash	
X0800WRS-XXHF-LPSN	LCP UL 94V-0 (Halogen-free)		Tin-Plated		Tin-Plated	
PART NO	Material	Material(Pin)	Finish(Pin)	Material (Solder Tabs)	Finish (Solder Tabs)	Suitable XKB Terminal

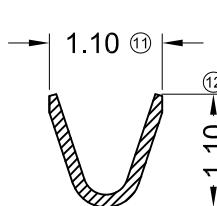
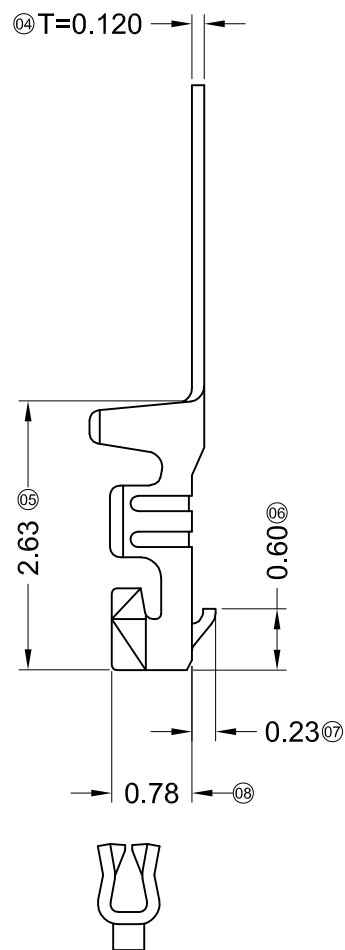
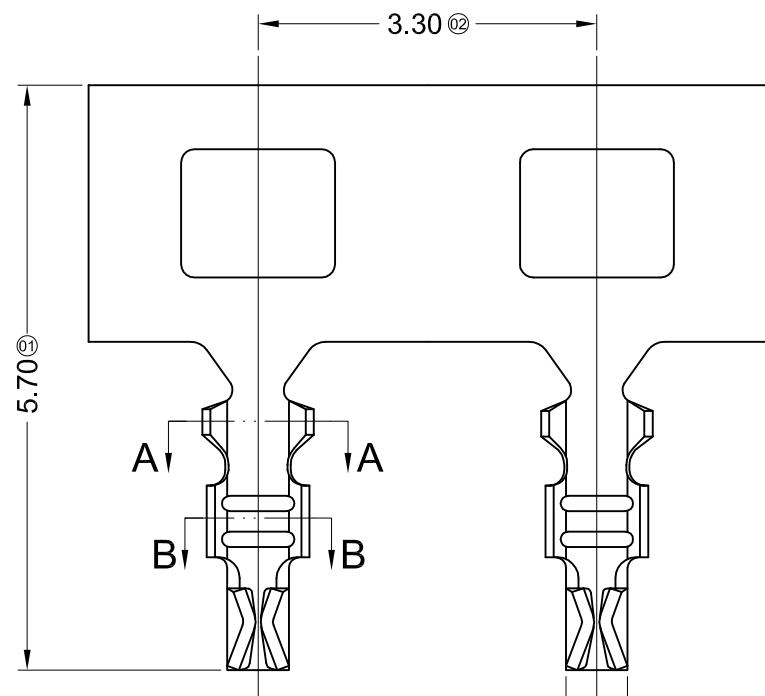


Recommended P.C.B Layout
General Tolerance ±0.05

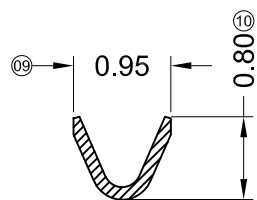
For and on behalf of
XKB INDUSTRIAL PRECISION CO., LIMITED
香港星坤工業精密有限公司

△ X					ANGULAR	±5°
△ X					L ≤ 4	±0.2
△ X					4 < L ≤ 16	±0.3
△ X					16 < L ≤ 63	±0.4
MARK	DESCRIPTION	DATE	REVISED	APPROVED	L > 63	±0.5
REVISIONS					UNSPECIFIED TOLERANCES	

DSND	DATE	SCALE: N/A	MODEL TYPE:
DWN	DATE	VIEW:	PART NO.:
CHKD	DATE	UNIT: mm	0.80mm IDC Style Connectors
APPD	DATE	SIZE: A4	DWG NO.:
XKB INDUSTRIAL PRECISION CO., LIMITED			WEIGHT
			1.0g
			SHEET
			1/1
			REVISION
			A0



SECTION: A-A
SCALE: 1:1



SECTION: B-B
SCALE: 1:1

■ Specifications :

- Voltage rating: 125V AC / DC
- Current rating: 1A AC / DC
- Withstanding voltage: 250V AC/minute
- Temperature range: -25°C~+85°C
- Insulation resistance: ≥100MΩ
- Contact resistance: ≤20mΩ
- After environmental testing: ≤40mΩ

X0800 T X-P SN X-X

① ② ③ ④ ⑤ ⑥ ⑦

- ① Series Number
- ② Category: T-terminal
- ③ Shape: Blank-ordinary
- ④ Material: P-Phosphor bronze
- ⑤ Plating style: SN-Bright tin plating
- ⑥ Plating method:
Blank-Stamping before plating
- ⑦ Mold No./Mark/Special No.

X0800T-PSN	Phosphor Bronze	AWG#32	0.60mm(Max)	Stamping Before Plating;30u" Min Ni;70u"Sn Min	0800H
PART NO	Material	Wire Range	Insulation O.D.	Suitable XKB Terminal	Suitable XKB Terminal

For and on behalf of
XKB INDUSTRIAL PRECISION CO., LIMITED
香港星坤工業精密有限公司

△ X
△ X
△ X
MARK

DESCRIPTION

DATE

REVISED

APPROVED

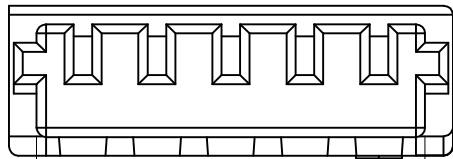
REVISIONS

Authorized Signature(s)

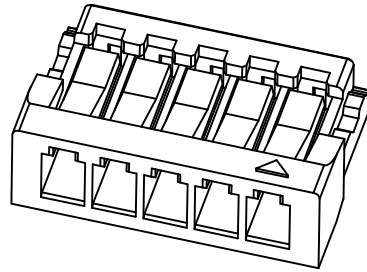
UNSPECIFIED TOLERANCES

ANGULAR ±5°
L ≤ 4 ±0.2
4 < L ≤ 16 ±0.3
16 < L ≤ 63 ±0.4
L > 63 ±0.5

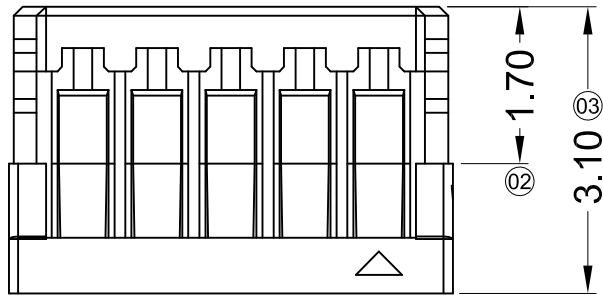
DSND	DATE	SCALE: N/A	MODEL TYPE:
DWN	DATE	VIEW:	PART NO.:
CHKD	DATE	UNIT: mm	0.80 mm Crimp Style Connectors
APPD	DATE	SIZE: A4	DWG NO.:
XKB INDUSTRIAL PRECISION CO., LIMITED			WEIGHT
			1.0g
			SHEET
			1/1
			REVISION
			A0



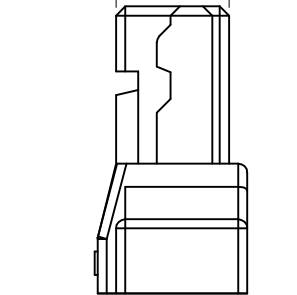
$B \pm 0.20$ ①



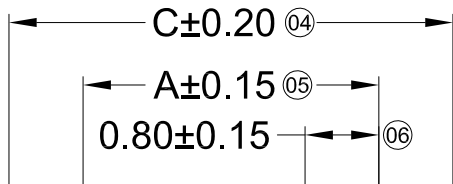
⑧ 1.22



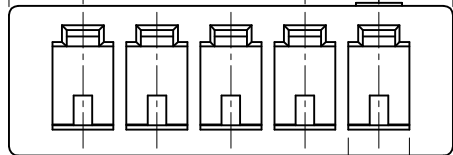
③ 1.70
② 3.10



⑨ 1.62



$C \pm 0.20$ ④
 $A \pm 0.15$ ⑤
 0.80 ± 0.15 ⑥



⑦ 0.66

Specifications :

- Voltage rating: 30V AC / DC
- Current rating: 0.5A AC / DC
- Withstanding voltage: 200V AC/minute
- Temperature range: -25°C~+85°C
- Insulation resistance: $\geq 100M\Omega$
- Contact resistance: $\leq 20m\Omega$
- After environmental testing: $\leq 40m\Omega$

X0800 H X - XX X -46 XX

① ② ③ ④ ⑤ ⑥ ⑦

- ① Series No.
- ② Category: H-HSG
- ③ Welding Board Angle: Blank-ordinary
- ④ Row No.-Pin No.: XX-Single row
- ⑤ Plug the Pin & special No. : Blank-Without Ears
- ⑥ Material : 46-PA46 94V-0
- ⑦ Color: Blank-natural color

Poles	Dimensions(mm)			Poles	Dimensions(mm)		
	A	B	C		A	B	C
02	0.80	1.80	3.40	12	8.80	9.80	10.40
03	1.60	2.60	3.20	13	9.60	10.60	11.20
04	2.40	3.40	4.00	14	10.40	11.40	12.00
05	3.20	4.20	4.80	15	11.20	12.20	12.80
06	4.00	5.00	5.60	16	12.00	13.00	13.60
07	4.80	5.80	6.40	17	12.80	13.80	14.40
08	5.60	6.60	7.20	18	13.60	14.60	15.20
09	6.40	7.40	8.00	19	14.40	15.40	16.00
10	7.20	8.20	8.80	20	15.20	16.20	16.80
11	8.00	9.00	9.60	22	16.80	17.80	17.60

X0800H-XX-46	PA46 UL 94V-0	0800T	0800W
PART NO	Material	Suitable XKB Terminal	Suitable XKB Terminal

For and on behalf of
XKB INDUSTRIAL PRECISION CO., LIMITED
香港星坤工業精密有限公司

DESCRIPTION

REVISIONS

DATE

REVISED

APPROVED

DATE

REVISED

APPROVED

DATE

REVISED

APPROVED

ANGULAR

$\pm 5^\circ$

$L \leq 4$

± 0.2

$4 < L \leq 16$

± 0.3

$16 < L \leq 63$

± 0.4

$L > 63$

± 0.5

UNSPECIFIED TOLERANCES

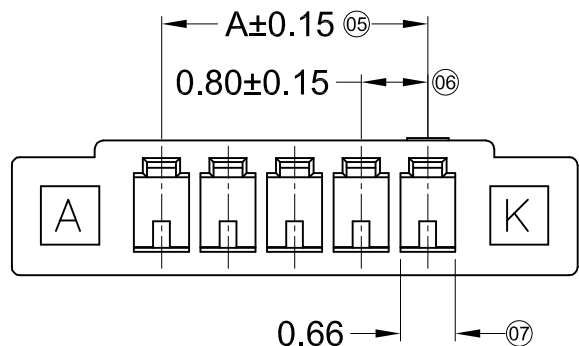
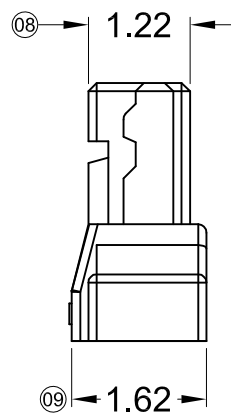
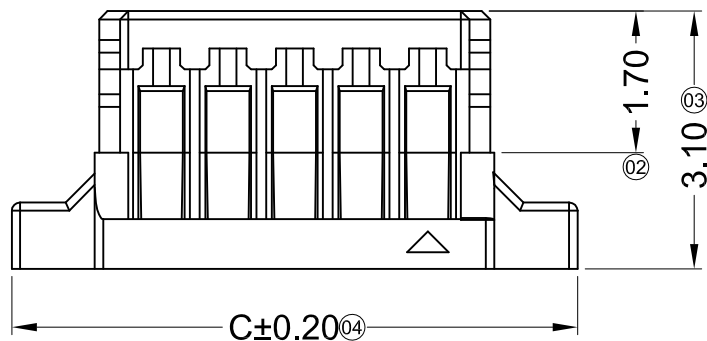
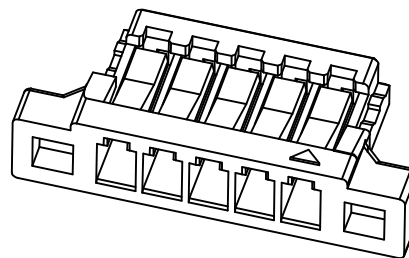
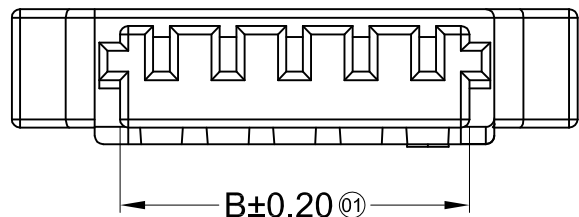
DSND		DATE		SCALE: N/A	MODEL TYPE:
DWN		DATE		VIEW:	PART NO.:
CHKD		DATE		UNIT: mm	0.80mm Crimp Style Commtctors
APPD		DATE		SIZE: A4	DWG NO.:
				WEIGHT	SHEET
				1.0g	1/1
				REVISION	A0

XKB INDUSTRIAL PRECISION CO., LIMITED

WEIGHT 1.0g

SHEET 1/1

REVISION A0



Specifications :

- Voltage rating: 30V AC / DC
- Current rating: 0.5A AC / DC
- Withstanding voltage: 200V AC/minute
- Temperature range: -25°C~+85°C
- Insulation resistance: ≥100MΩ
- Contact resistance: ≤20mΩ
- After environmental testing: ≤40mΩ

X0800 H X - XX E -46 XX

① ② ③ ④ ⑤ ⑥ ⑦

- ① Series No.
- ② Category: H-HSG
- ③ Welding Board Angle: Blank-ordinary
- ④ Row No.-Pin No.: XX-Single row
- ⑤ Plug the Pin & special No. E-With Ears
- ⑥ Material : 46-PA46 94V-0
- ⑦ Color: Blank-natural color

Poles	Dimensions(mm)			Poles	Dimensions(mm)		
	A	B	C		A	B	C
02	0.80	1.80	4.40	12	8.80	9.80	12.40
03	1.60	2.60	5.20	13	9.60	10.60	13.20
04	2.40	3.40	6.00	14	10.40	11.40	14.00
05	3.20	4.20	6.80	15	11.20	12.20	14.80
06	4.00	5.00	7.60	16	12.00	13.00	15.60
07	4.80	5.80	8.40	17	12.80	13.80	16.40
08	5.60	6.60	9.20	18	13.60	14.60	17.20
09	6.40	7.40	10.00	19	14.40	15.40	18.00
10	7.20	8.20	10.80	20	15.20	16.20	18.80
11	8.00	9.00	11.60	22	16.80	17.80	19.60

X0800H-XXE-46	PA46 UL 94V-0	0800T	0800W
PART NO	Material	Suitable XKB Terminal	Suitable XKB Terminal

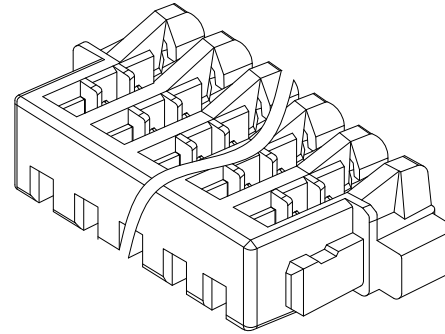
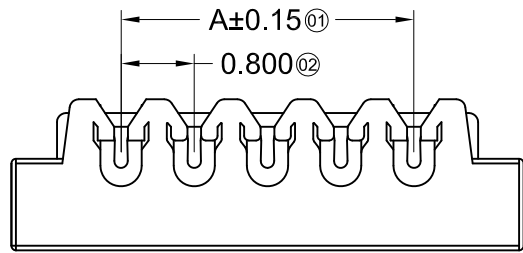
For and on behalf of
XKB INDUSTRIAL PRECISION CO., LIMITED
 香港星坤工業精密有限公司

△ X					ANGULAR	± 5°
△ X					L ≤ 4	± 0.2
△ X					4 < L ≤ 16	± 0.3
△ X					16 < L ≤ 63	± 0.4
MARK	DESCRIPTION	DATE	REVISED	APPROVED	L > 63	± 0.5

REVISIONS
 Authorized Signature(s)

DSND		DATE		SCALE: N/A	MODEL TYPE:	
DWN		DATE		VIEW:	PART NO.:	
CHKD		DATE		UNIT: mm	0.80mm Crimp Style Commtctors	
APPD		DATE		SIZE: A4	DWG NO.:	
				WEIGHT	SHEET	REVISION
				1.0g	1/1	A0

XKB INDUSTRIAL PRECISION CO., LIMITED

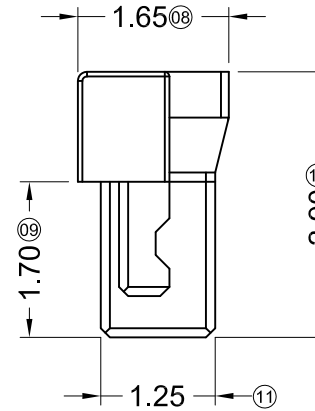
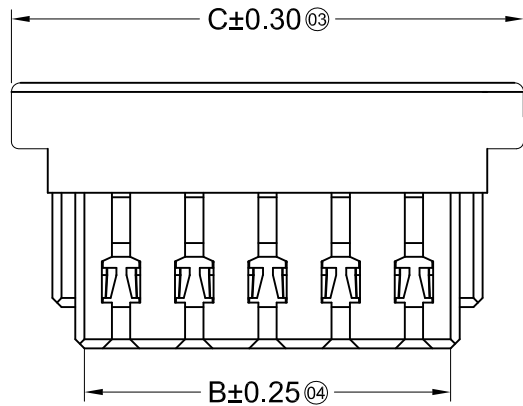


Specifications :

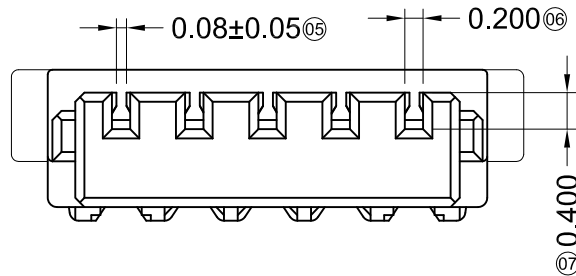
- Voltage rating: 30V AC / DC
- Current rating: 0.5A AC / DC
- Withstanding voltage: 200V AC/minute
- Temperature range: -25°C~+85°C
- Insulation resistance: ≥100MΩ
- Contact resistance: ≤20mΩ
- After environmental testing: ≤30mΩ

X0800 HI - XX E G - N0 HF

- ① Series No.
- ② Category: H-HSG
- ③ Welding Board Angle: I-HSG+hardware
- ④ Row No.-Pin No.: XX-Single row
- ⑤ Plug the Pin & special No.
E-Ear Clip ; G-Gold Plating
- ⑥ Material: N0-PA66 94V-0;
- ⑦ HF-Halogen free



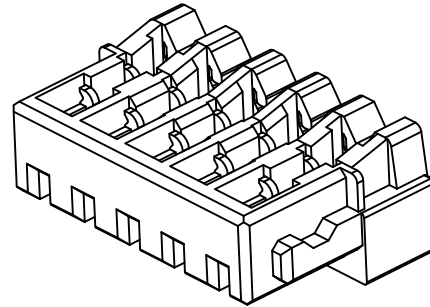
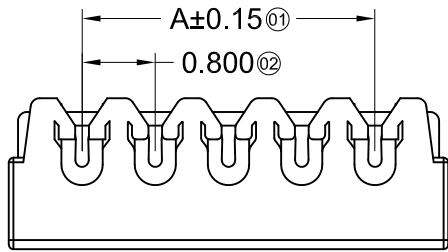
Poles	Dimensions(mm)			Poles	Dimensions(mm)		
	A	B	C		A	B	C
02	0.80	1.78	3.20	12	8.80	9.78	11.20
03	1.60	2.58	4.00	13	9.60	10.58	12.00
04	2.40	3.38	4.80	14	10.40	11.38	12.80
05	3.20	4.18	5.60	15	11.20	12.18	13.60
06	4.00	4.98	6.40	16	12.00	12.98	14.40
07	4.80	5.78	7.20	17	12.80	13.78	15.20
08	5.60	6.58	8.00	18	13.60	14.58	16.00
09	6.40	7.38	8.80	19	14.40	15.38	16.80
10	7.20	8.18	9.60	20	15.20	16.18	17.60
11	8.00	8.98	10.40	22	16.80	17.78	19.20



X0800HI-XXEG-N0HF	PA66 UL 94V-0 Halogen Free	AWG#32-34	0.38mm(Max)	Phosphor Bronze	Gold-Flash	0800W
PART NO	Material	Wire Range	Insulation O.D.	Material(Terminal)	Finish(Terminal)	Suitable XKB Terminal

For and on behalf of
XKB INDUSTRIAL PRECISION CO., LIMITED
 香港星坤工業精密有限公司

△ X					ANGULAR	± 5°	DSND		DATE	SCALE: N/A	MODEL TYPE:	
△ X					L ≤ 4	± 0.2	DWN		DATE	VIEW:	PART NO.:	
△ X					4 < L ≤ 16	± 0.3	CHKD		DATE	UNIT: mm	0.80mm IDC Style Connectors	
△ X					16 < L ≤ 63	± 0.4	APPD		DATE	SIZE: A4	DWG NO.:	
MARK	DESCRIPTION	DATE	REVISED	APPROVED	L > 63	± 0.5						
REVISIONS					UNSPECIFIED TOLERANCES		XKB INDUSTRIAL PRECISION CO., LIMITED			WEIGHT	SHEET	REVISION
										1.0g	1/1	A0



Specifications :

- Voltage rating: 30V AC / DC
- Current rating: 0.5A AC / DC
- Withstanding voltage: 200V AC/minute
- Temperature range: -25°C~+85°C
- Insulation resistance: ≥100MΩ
- Contact resistance: ≤20mΩ
- After environmental testing: ≤40mΩ

X0800 H I - XX X - N0 HF

① ② ③ ④ ⑤ ⑥ ⑦

① Series No.

② Category: H-HSG

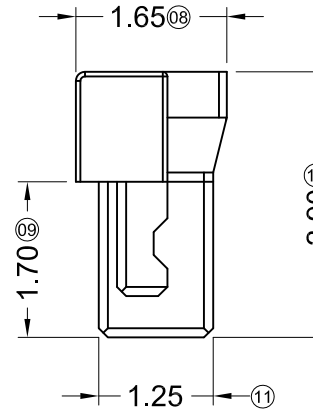
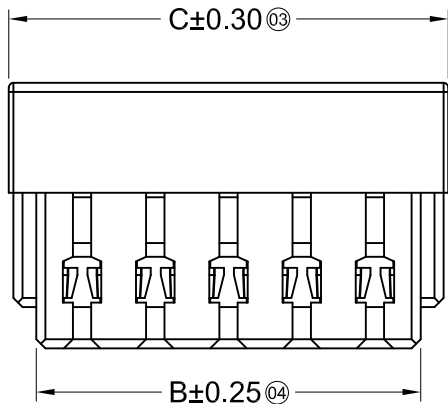
③ Welding Board Angle: I-HSG+hardware

④ Row No.-Pin No.: XX-Single row

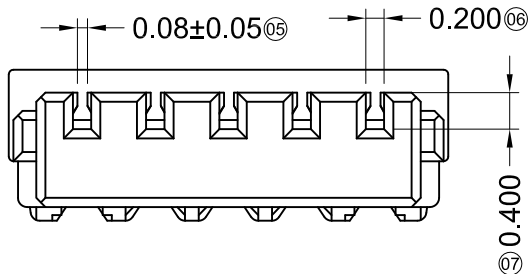
⑤ Plug the Pin & special No. G-Gold Plating

⑥ Material : N0-PA66 94V-0

⑦ HF-Halogen free



Poles	Dimensions(mm)			Poles	Dimensions(mm)		
	A	B	C		A	B	C
02	0.80	1.78	2.40	12	8.80	9.78	10.40
03	1.60	2.58	3.20	13	9.60	10.58	11.20
04	2.40	3.38	4.00	14	10.40	11.38	12.00
05	3.20	4.18	4.80	15	11.20	12.18	12.80
06	4.00	4.98	5.60	16	12.00	12.98	13.60
07	4.80	5.78	6.40	17	12.80	13.78	14.40
08	5.60	6.58	7.20	18	13.60	14.58	15.20
09	6.40	7.38	8.00	19	14.40	15.38	16.00
10	7.20	8.18	8.80	20	15.20	16.18	16.80
11	8.00	8.98	9.60	22	16.80	17.78	18.40



X0800HI-XX-N0HF	PA66 UL 94V-0 Halogen Free	AWG#32-36	0.39mm(Max)	Phosphor Bronze	Tin-Plated	0800W
X0800HI-XXG-N0HF					Gold-Flash	
PART NO	Material	Wire Range	Insulation O.D.	Material(Terminal)	Finish(Terminal)	Suitable XKB Terminal

For and on behalf of
XKB INDUSTRIAL PRECISION CO., LIMITED
 香港星坤工業精密有限公司

MARK	DESCRIPTION	DATE	REVISED	APPROVED	UNSPECIFIED TOLERANCES
△ X					ANGULAR ±5°
△ X					L ≤ 4 ±0.2
△ X					4 < L ≤ 16 ±0.3
△ X					16 < L ≤ 63 ±0.4
MARK					L > 63 ±0.5

DSND		DATE		SCALE: N/A	MODEL TYPE:
DWN		DATE		VIEW:	PART NO.:
CHKD		DATE		UNIT: mm	0.80mm IDC Style Connectors
APPD		DATE		SIZE: A4	DWG NO.:
				XKB INDUSTRIAL PRECISION CO., LIMITED	WEIGHT
					SHEET
					REVISION
				1.0g	1/1
					A0