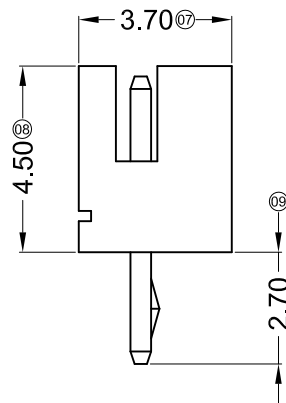
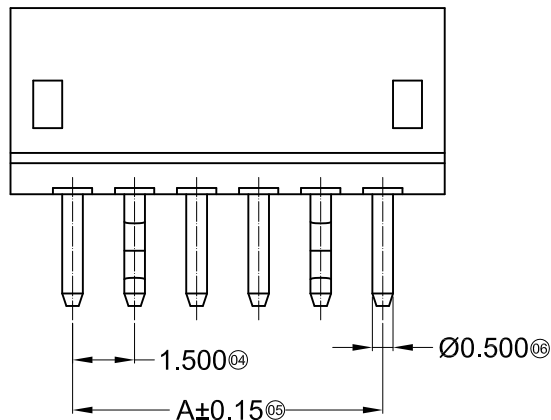


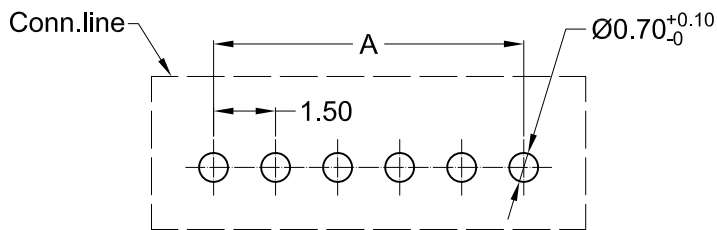
■ Specifications :

- Voltage rating: 50V AC / DC
- Current rating: 1A AC / DC
- Withstanding voltage: 500V AC/minute
- Temperature range: -25°C~+85°C
- Insulation resistance: ≥500MΩ
- Contact resistance: ≤20mΩ
- After environmental testing: ≤30mΩ



X1502 W V X-XX K-N0 SN XX
 ① ② ③ ④ ⑤ ⑥ ⑦ ⑧ ⑨

- ① Series No.
- ② Category: W-wafer
- ③ Welding Board Angle: V- Straight 180°
- ④ Welding Way: Blank-DIP
- ⑤ Row No.-Pin No.: XX-02P~12P
- ⑥ Plug the Pin & Special No.: K- Kink
- ⑦ Material: N0-PA66 94V-0
- ⑧ Planting Category: SN-Bright tin plating
- ⑨ Color: Blank-Natural Color



Recommended P.C.B Layout
 General Tolerance±0.05

Poles	Dimensions(mm)			Poles	Dimensions(mm)		
	A	B	C		A	B	C
02	1.50	4.50	3.70	09	12.00	15.00	14.20
03	3.00	6.00	5.20	10	13.50	16.50	15.70
04	4.50	7.50	6.70	11	15.00	18.00	17.20
05	6.00	9.00	8.20	12	16.50	19.50	18.70
06	7.50	10.50	9.70	13	18.00	21.00	20.20
07	9.00	12.00	11.20	14	19.50	22.50	21.70
08	10.50	13.50	12.70	15	21.00	24.00	23.20

X1502WV-XXK-N0SN	Nylon 66 UL 94V-0	Brass	Tin-Plated	X1502H
PART NO	Material	Material(Pin)	Finish(Pin)	Suitable XKB Terminal

For and on behalf of
XKB INDUSTRIAL PRECISION CO., LIMITED
 香港星坤工業精密有限公司

△ X
 △ X
 △ X
 MARK

DESCRIPTION	DATE	REVISED	APPROVED	UNSPECIFIED TOLERANCES
REVISIONS				
Authorized Signature(s)				

DSND	DATE	SCALE: N/A	MODEL TYPE: X1502WV-XXK-N0SN
DWN	DATE	VIEW:	PART NO.:
CHKD	DATE	UNIT: mm	1.50mm Crimp Style Connectors
APPD	DATE	SIZE: A4	DWG NO.:
			WEIGHT
			1.0g
			SHEET
			1/1
			REVISION
			A0

XKB INDUSTRIAL PRECISION CO., LIMITED