



ZPD034B

Technical Data Sheet

3mm Photo Transistor

Descriptions

The ZPD034B is a high speed and high sensitive NPN silicon phototransistor molded in a standard $\phi 3$ mm package. Due to its black epoxy the device is sensitive to visible and near infrared radiation.

Features

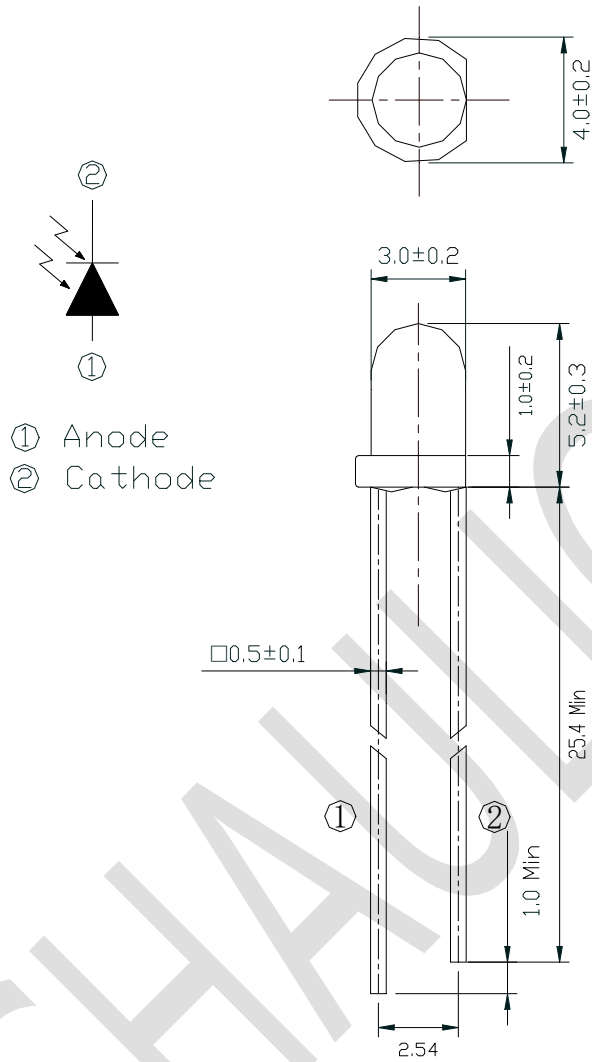
- Fast response time
- High photo sensitivity
- Pb.Free
- This product itself will remain within RoHS compliant version.

Applications

- Infrared applied system
- Optoelectronic switch
- Copiers
- Scanners
- Amusement machines



Package Dimension



Notes:

1. All dimensions are in millimeters
2. Tolerances unless dimensions ± 0.3 mm
3. Lead spacing is measured where the lead emerge from the package



Absolute Maximum Ratings

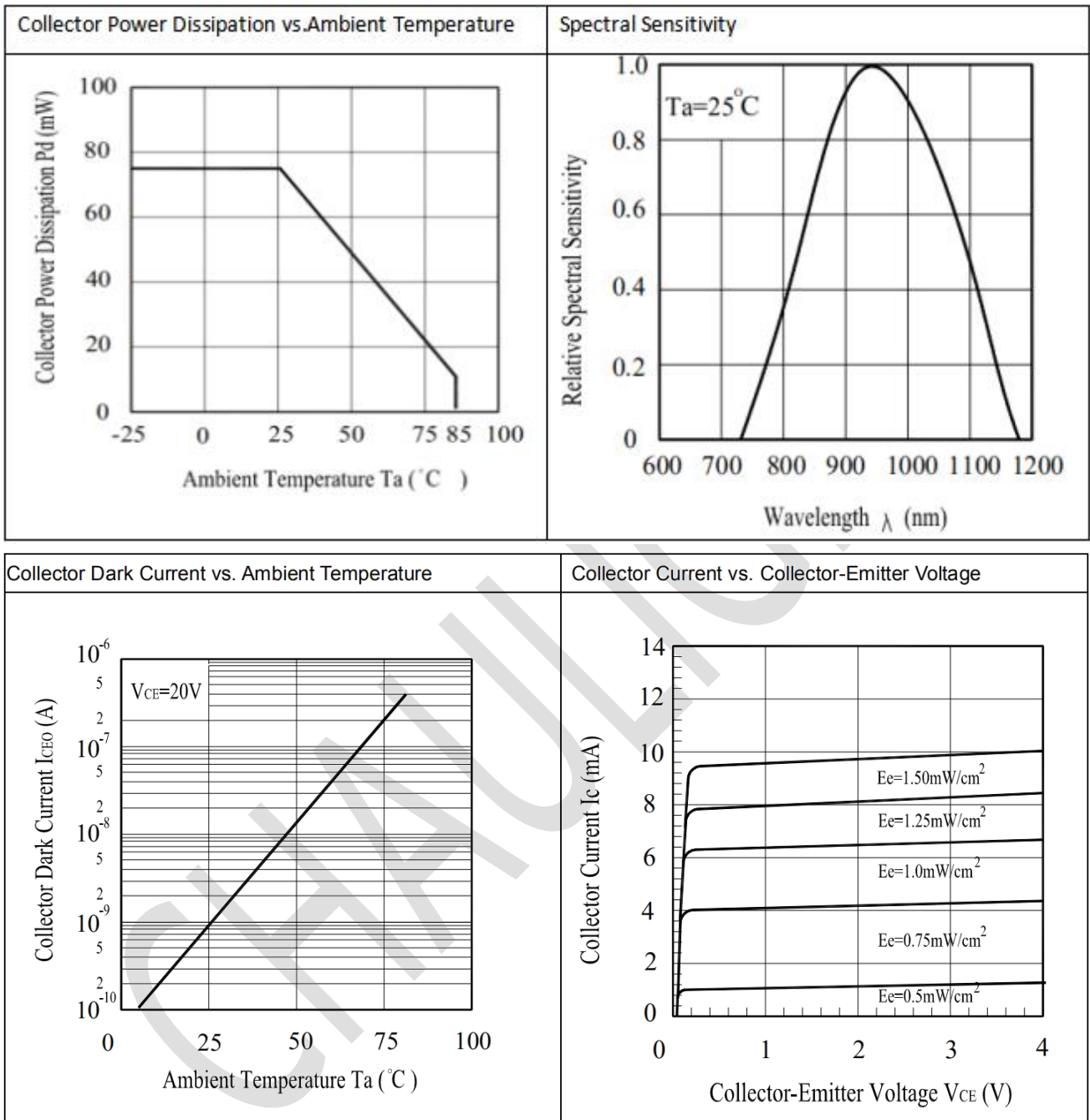
Parameter (Ta=25°C)	Symbol	Ratings	Unit
Power Dissipation at(or below) 25 Free Air Temperature	Pd	75	mW
Collector-Emitter Voltage	V _{CEO}	30	V
Emitter-Collector-Voltage	V _{ECO}	5	V
Operating Temperature	T _{opr}	-25~+85	°C
Storage Temperature	T _{stg}	-40~+100	°C
Lead Soldering Temperature (2mm form body for 5 seconds)	T _{sol}	260	°C

Electro-Optical Characteristics

Parameter (Ta=25°C)	Symbol	Condition	Min.	Typ.	Max.	Units
Range Of Spectral Bandwidth	$\lambda_{0.5}$	--	840		1100	nm
Wavelength Of Peak Sensitivity	λ_p	--		940		nm
Open-Circuit Voltage	V _{OC}	Ee=5mW/cm ² $\lambda_p=940\text{nm}$	--	0.35	--	V
Short-Circuit Current	I _{SC}	Ee=1mW/cm ² $\lambda_p=940\text{nm}$	--	18	--	μA
Reverse Light Current	I _L	Ee=1mW/cm ² $\lambda_p=940\text{nm}$ V _R =5V	1.2			μA
Reverse Dark Current	I _D	Ee=0mW/cm ² V _R =10V	--	5	30	nA
Reverse Breakdown Voltage	B _{VR}	Ee=0mW/cm ² I _R =100 μA	32	170	--	V
Total Capacitance	C _t	Ee=0mW/cm ² V _R =5V f=1MHz	--	25	--	pF
Rise Time	t _r	VR=10V	--	50	--	nS
Fall Time	t _f	RL=1000 Ω	--	50	--	

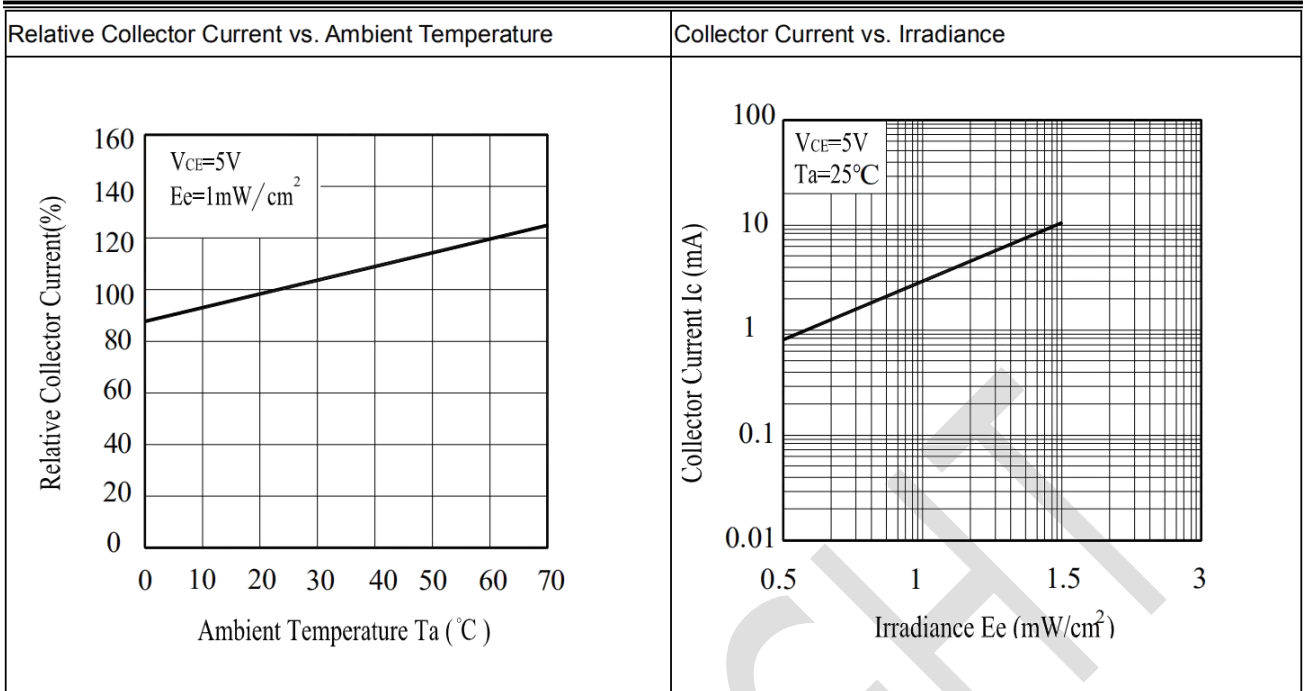


Typical Electrical/Optical/Characteristics Curves





CHAU LIGHT Technical Data Sheet



CHAU LIGHT



Packing Quantity Specification

1. 1000PCS/1Bag, 4Bags/1Box
2. 10Boxes/1Carton

Notes

1. Above specification may be changed without notice. CHAU LIGHT will reserve authority on material change for above specification.
2. When using this product, please observe the absolute maximum ratings and the instruction for using outlined in these specification sheets. CHAU LIGHT assumes no responsibility for any damage resulting from use of the product which does not comply with the absolute maximum ratings and the instructions included in these specification sheets.
3. These specification sheets include materials protected under copyright of CHAU LIGHT corporation. Please don't reproduce or cause anyone to reproduce them without CHAU LIGHT 's consent.

CHAU LIGHT