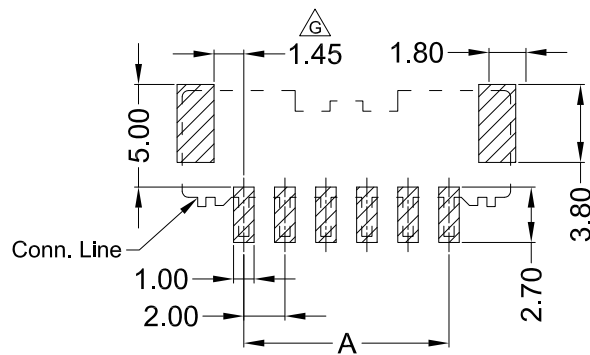


### Specifications :

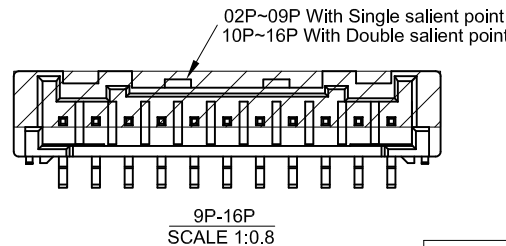
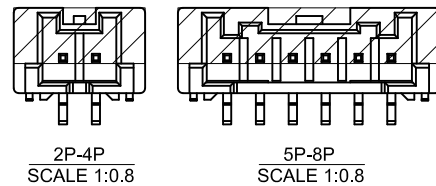
- Voltage rating: 250V AC / DC
- Current rating: 3A AC / DC
- Withstanding voltage: 800V AC/minute
- Temperature range: -25°C~+85°C
- Insulation resistance: ≥1000MΩ
- Contact resistance: ≤10mΩ
- After environmental testing: ≤20mΩ

X2000 W V S-XX X -9T XX XX  
 ① ② ③ ④ ⑤ ⑥ ⑦ ⑧ ⑨

- ① Series No.
- ② Category: W-WAFER
- ③ Welding Board Angle: V-Straight 180°
- ④ Welding Way: S-SMT
- ⑤ Row No.-Pin No.: XX-02P~16P
- ⑥ Plug the Pin & Special No.
- ⑦ Material: 9T -PA9T 94V-0
- ⑧ Plating Category: SN-Bright Tin ; SW-Matte Tin
- ⑨ Color : Blank-Natural Color



Recommended P.C.B Layout  
 General Tolerance±0.05



Poles	Dimensions (mm)			Poles	Dimensions (mm)		
	A	B	C		A	B	C
02	2.00	8.00	4.50	10	18.00	24.00	20.50
03	4.00	10.00	6.50	11	20.00	26.00	22.50
04	6.00	12.00	8.50	12	22.00	28.00	24.50
05	8.00	14.00	10.50	13	24.00	30.00	26.50
06	10.00	16.00	12.50	14	26.00	32.00	28.50
07	12.00	18.00	14.50	15	28.00	34.00	30.50
08	14.00	20.00	16.50	16	30.00	36.00	32.50
09	16.00	22.00	18.50				

X2000WVS-XX-9TSW	PA9T UL 94V-0	Brass	Matte Tin	Brass	Matte Tin	X2000H
X2000WVS-XX-9TSN			Tin-Plated		Tin Plating	
PART NO	Material	Material(Pin)	Finish(Pin)	Material (Solder Tabs)	Finish (Solder Tabs)	Mates With Housing

For and on behalf of  
**XKB INDUSTRIAL PRECISION CO., LIMITED**  
 香港星坤工業精密有限公司

△ X	
△ X	
△ X	
MARK	

DESCRIPTION	DATE	REVISED	APPROVED	UNSPECIFIED TOLERANCES
REVISIONS				
Authorized Signature(s)				

DSND		DATE		SCALE: N/A	MODEL TYPE: X2000WVS-XX-9TXX
DWN		DATE		VIEW:	PART NO.:
CHKD		DATE		UNIT: mm	2.00mm Crimp Style Connector
APPD		DATE		SIZE: A4	DWG NO.:
					WEIGHT: 1.0g
					SHEET: 1/1
					REVISION: A0

**XKB INDUSTRIAL PRECISION CO., LIMITED**