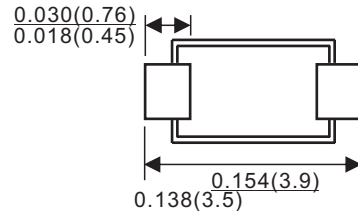

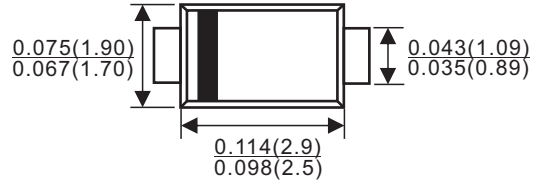




## Features

- ✧ The plastic package carries Underwriters Laboratory
- ✧ Flammability Classification 94V-0
- ✧ Metal silicon junction, majority carrier conduction
- ✧ Low power loss, high efficiency
- ✧ High forward surge current capability
- ✧ High temperature soldering guaranteed:  
250°C/10 seconds, 0.375" (9.5mm) lead length,
- ✧ 5 lbs. (2.3kg) tension



## Mechanical Data

- ✧ **Case:** JEDEC SOD-123FL molded plastic body
- ✧ **Terminals:** Plated axial leads, solderable per MIL-STD-750, Method 2026
- ✧ **Polarity:** Color band denotes cathode end
- ✧ **Mounting Position:** Any
- ✧ **Weight:** 0.0007 ounce, 0.02 grams

## MAXIMUM RATINGS AND ELECTRICAL CHARACTERISTICS

Ratings at 25°C ambient temperature unless otherwise specified.

Dimensions in inches and (millimeters)

MDD Catalog Number	SYMBOLS	DSK32	DSK33	DSK34	DSK35	DSK36	DSK38	DSK39	DSK310	DSK315	DSK320	UNITS
Maximum repetitive peak reverse voltage	$V_{RRM}$	20	30	40	50	60	80	90	100	150	200	VOLTS
Maximum RMS voltage	$V_{RMS}$	14	21	28	35	42	56	63	70	105	140	VOLTS
Maximum DC blocking voltage	$V_{DC}$	20	30	40	50	60	80	90	100	150	200	VOLTS
Maximum average forward rectified current	$I_{(AV)}$	3.0										Amp
Peak forward surge current 8.3ms single half sine-wave superimposed on rated load (JEDEC Method)	$I_{FSM}$	80.0										Amps
Maximum instantaneous forward voltage at 3.0A	$V_F$	0.45	0.55	0.70			0.85					Volts
Maximum DC reverse current $T_A=25^\circ\text{C}$ at rated DC blocking voltage $T_A=100^\circ\text{C}$	$I_R$	20.0					10.0					mA
Operating junction temperature range	$T_J$	-50 to +125					-50 to +150					°C
Storage temperature range	$T_{STG}$	-50 to +150										°C

## RATINGS AND CHARACTERISTIC CURVES DSK32 THRU DSK320

 AVERAGE FORWARD RECTIFIED CURRENT,  
AMPERES

FIG. 1- FORWARD CURRENT DERATING CURVE

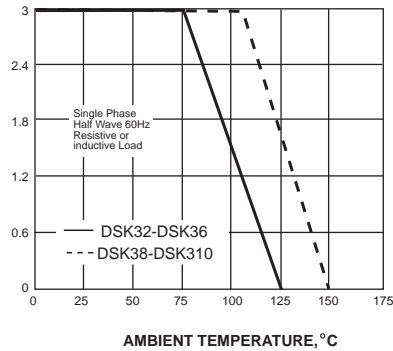

 PEAK FORWARD SURGE CURRENT,  
AMPERES

FIG. 2-MAXIMUM NON-REPETITIVE PEAK FORWARD SURGE CURRENT

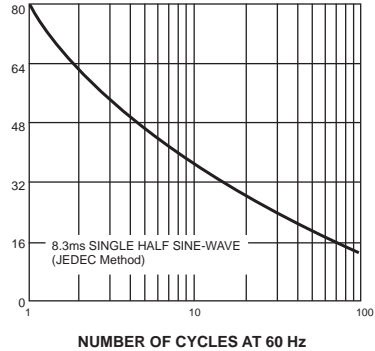


FIG. 3-TYPICAL INSTANTANEOUS FORWARD CHARACTERISTICS

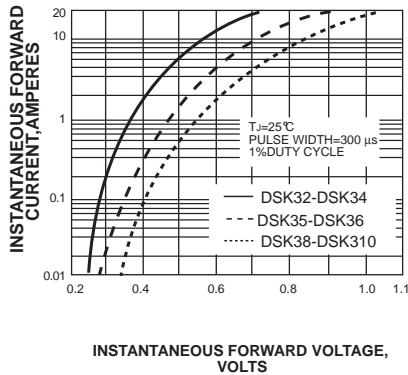
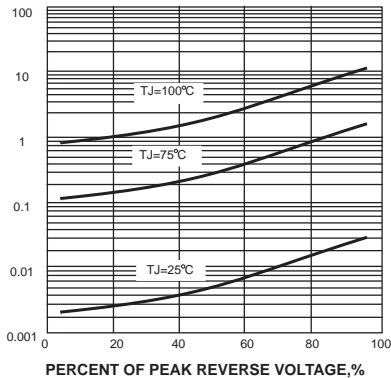

 INSTANTANEOUS REVERSE CURRENT,  
MILLIAMPERES

FIG. 4-TYPICAL REVERSE CHARACTERISTICS



PACKAGE	SPQ/PCS	CARTON SPQ/PCS	CARTON SIZE/CM	CARTON GW/KG	CARTON NW/KG
SOD-123FL	3000/REEL	90000	40X20X22	5.00	4.00