

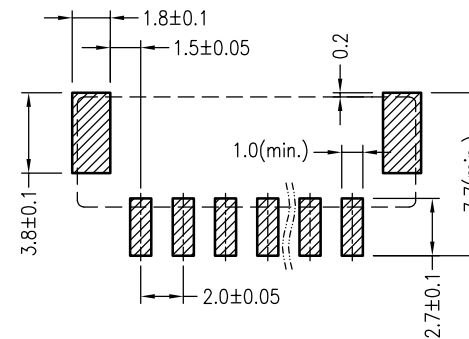
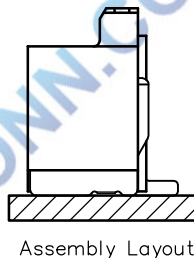
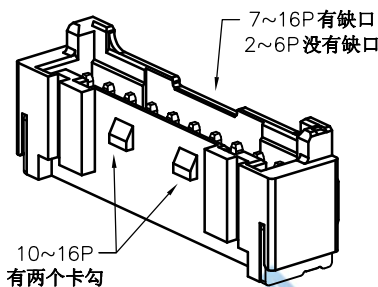
Poles	DIM.A	DIM.B	Poles	DIM.A	DIM.B
2P	2.0	8.0	10P	18.0	24.0
3P	4.0	10.0	11P	20.0	26.0
4P	6.0	12.0	12P	22.0	28.0
5P	8.0	14.0	13P	24.0	30.0
6P	10.0	16.0	14P	26.0	32.0
7P	12.0	18.0	15P	28.0	34.0
8P	14.0	20.0	16P	30.0	36.0
9P	16.0	22.0	-	-	-

SPECIFICATIONS

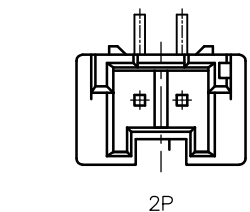
- 1.Voltage rating: 250V AC, DC
 - 2.Current rating: 3A, AC, DC
 - 3.Withstanding Voltage: 1000V AC/minute
 - 4.Insulation resistance:800M min
 - 5.Temperature range: -25 ° C-+85 ° C
 - 6.Contact resistance: 20m max
- WAFER

Housing Material: PA9T UL94V-0
 Pin Material: Phosphor Bronze or Brass
 Contact Area Plating: Plated Tin or Plated Gold
 Mates with :P2029 series Housing
 Poles:02-16P
 Part No.: M2029VS-xx-9T-R

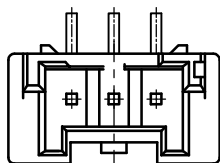
R=卷装 无=管装
 Pin位数



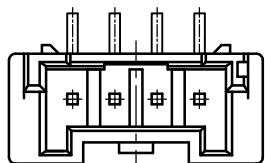
P.C.B LAYOUT



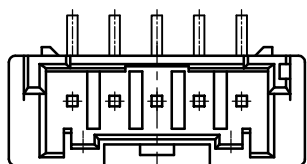
2P



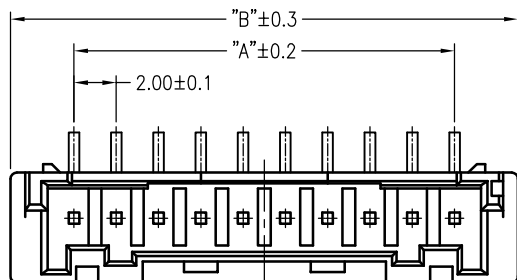
3P



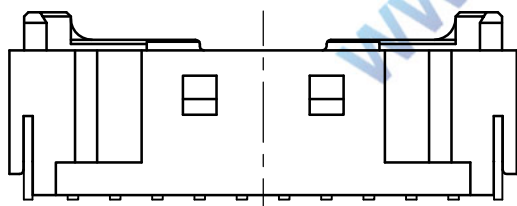
4P



5P~9P



10P~16P



				TOLERANCE UNLESS OTHERWISE		DRAWN	CK tan	XFCN兴飞连接器有限公司		SHEET	1/1		
				X.	±0.30	X°	±5°	CHKD	CONNECTORS XFCN CONNECTORS CO., LTD.		DATE	2010. 4. 12	
				.X	±0.20	.X°	±2°	APPD	PRODUCT NAME	2.00mm Crimp Style Connectors		UNITS	mm
				.XX	±0.08	.XX°	±1°		PART. NO.	M2029VS-xx-9T-R		SCALE	1:1
A0				.XXX	±0.03	.XXX°	±0.5°	VIEW			DWG NO.	009	
VER	MODIFICATION	DRAW	DATE										