

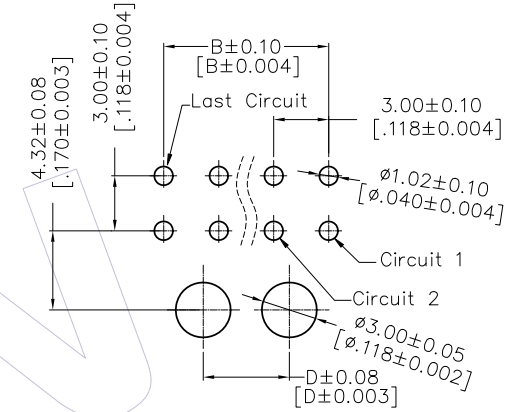
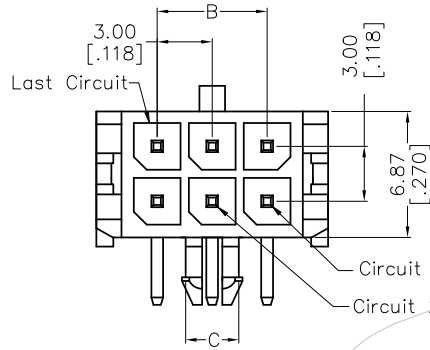
# HSF

**NOTES:**

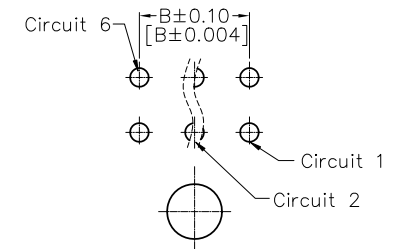
Current Rating: 5.0A AMP  
 Contact Resistance: 10milliohm Max  
 Withstand Voltage: 1000V AC/Minute  
 Insulation Resistance: 1000Megohm Min  
 Operation Temperature: -25°C to +85°C

Housing Material: LCP+30%GF(UL94V-0)  
 Contact Material: Copper alloy  
 Contact plating: Au/Sn over Ni Plating

RECOMMENDED PCB LAYOUT  
 TOLERANCE IS ±0.05



6-24 Circuit PCB LAYOUT

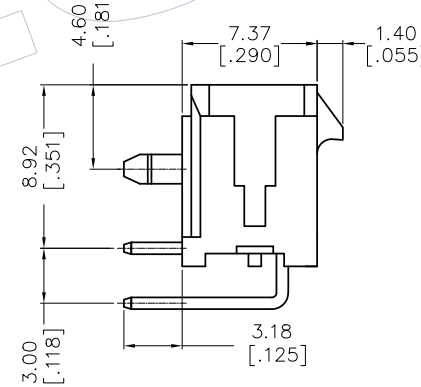
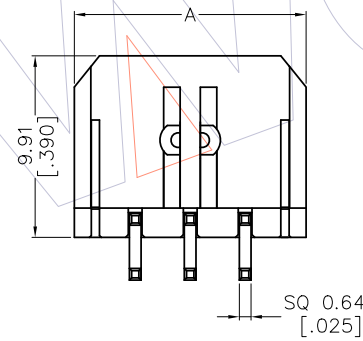


2-6 Circuit PCB LAYOUT

## Ordering Information

WF3001-2 WR XX B X 1

Terminal shape: WR=Wafer 90° DIP  
 NO.of Pins Per Row: 01~12Pin  
 Packing: 0=PE Bag, T=Tube, A=Tray, R=Tape&Reel



Circuit	A	B	C	D
2#1	6.65[0.262]	NA	2.90[0.114]	NA
2#2	9.65[0.380]	3.00[0.118]	2.90[0.114]	NA
2#3	12.65[0.498]	6.00[0.236]	2.90[0.114]	NA
2#4	15.65[0.616]	9.00[0.355]	7.60[0.299]	4.70[0.185]
2#5	18.65[0.735]	12.00[0.473]	10.60[0.418]	7.70[0.303]
2#6	21.65[0.853]	15.00[0.591]	13.60[0.536]	10.70[0.421]
2#7	24.65[0.971]	18.00[0.709]	16.60[0.654]	13.70[0.539]
2#8	27.65[1.089]	21.00[0.827]	19.60[0.772]	16.70[0.657]
2#9	30.65[1.207]	24.00[0.945]	22.60[0.890]	19.70[0.776]
2#10	33.65[1.325]	27.00[1.063]	25.60[1.008]	22.70[0.894]
2#11	36.65[1.443]	30.00[1.181]	28.60[1.126]	25.70[1.012]
2#12	39.65[1.561]	33.00[1.299]	31.60[1.244]	28.70[1.130]

REV	DATE	MODIFICATION DESCRIPTION	CHANGE	OPERATION		DRAW FZY	DATE	SCALE	1:1	PART NO.
				X.X	±0.40					
A1	2012.05.03	料号由WF3001-2WRHXXBX1变更为WF3001-2WRXXBX1	Atomy	X.XX	±0.25	CHECK	DATE	UNIT	mm	WF3001-2WRXXBX1
A0	2011.12.20	NEW	-	X.XXX	±0.15	APPROVE	DATE	SIZE	A4	
				Angle	± 3°				SHEET	1/1
				DIM	TOL			PROJ.	Customer NO.	

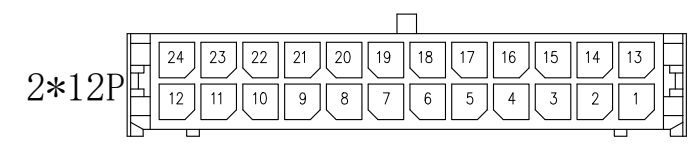
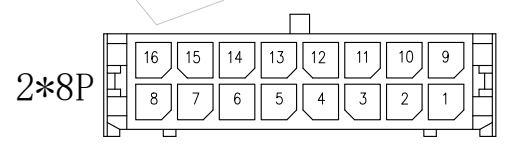
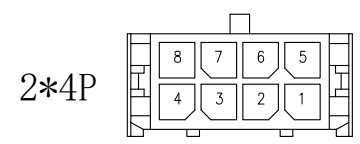
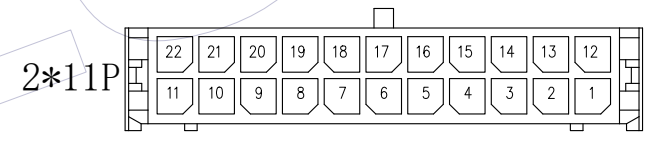
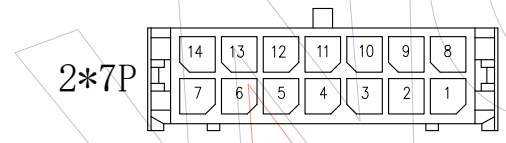
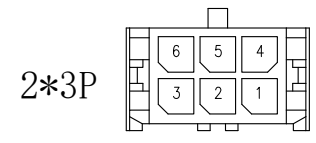
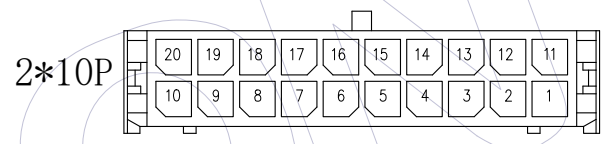
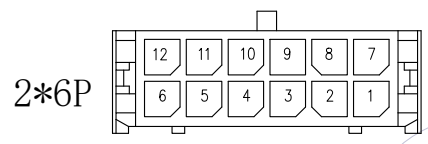
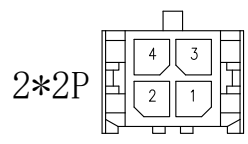
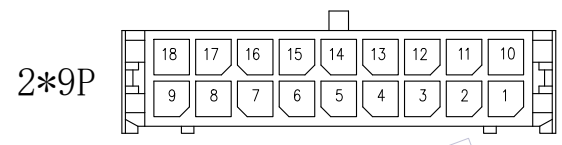
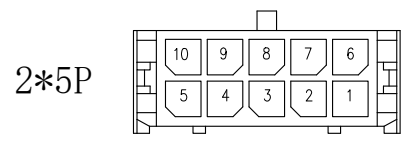
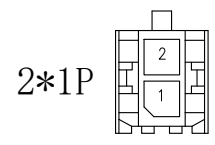
**WCON**  
 Http: www.wcon.com

WCON-Dongguan  
 Tel: +86 769 85358920  
 Fax: +86 769 85358915  
 E-mail: sales@wcon.com

WCON-Kunshan  
 Tel: +86 512 57468408  
 Fax: +86 512 57468468  
 E-mail: salesks@wcon.com

HSF

### 3.0Wafer 双排2\*1-2\*12P成品防呆示意图



检验重点:

依实物比对图面, 进行防呆缺口方向比对, 并与相应PIN数HOUSING对插。

变更 记录	版次 REV	日期 DATE	变更说明 MODIFICATION DESCRIPTION	变更 CHANGE	核准 APPROVE	工程图 ENGINEERING	绘图 DRAW	FZY	2012.05.03	SCALE	1:1	 WCON ELECTRONICS CO., LTD 料号 PART NO. WF3001-2WXXXBXX 品名 TITLE: 3.0wafer 双排 成品公头防呆示意图
	A1	2012.05.03	料号由WF3001-2WXHXXBXX变更为WF3001-2WXXXBXX	FZY		X.X ±0.30	设计 DESIGN			UNIT	mm	
	A0	2011.12.20	NEW	-	-	X.XX ±0.20	审核 CHECK			SIZE	A4	
						X.XXX ±0.10	核准 APPROVE			SHEET	1/1	
						Angle ± 2° DIM TOL				PROJ.	↙	