


■ Features

- Low profile construction and miniature size.
- Magnetic shielded construction.
- High current saturation.
- Operating temperature:-40°C ~ +125°C.
- RoHS compliant

■ Applications

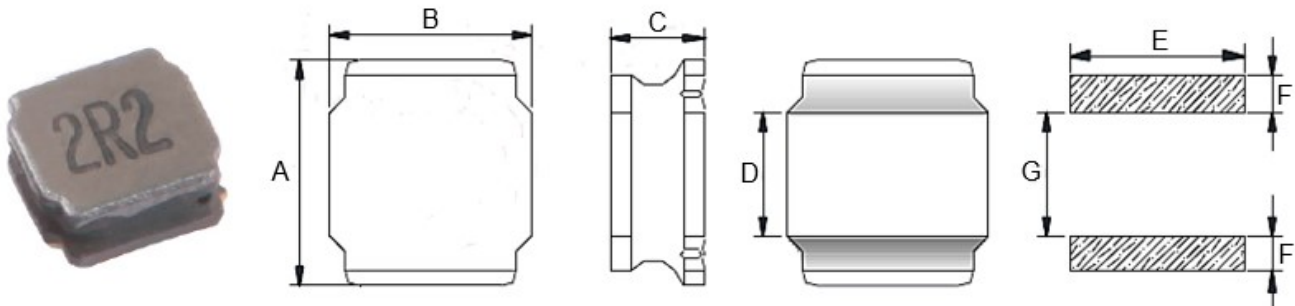
- For small DC/DC converter(HDD,DVC,DSC,PDA,LCD display etc.).
- Car navigation systems,telecom base stations.
- VR,AR,LED lighting.

■ Product Identification



- (1) : Type
- (2) : Dimensions
- (3) : Inductance value
- (4) : Inductance Tolerance; N=±30%,M=±20%, K=±10%

■ Shapes and Dimensions (Unit: mm)



TYPE	A	B	C Max.	D	E Ref.	F Ref.	G Ref.
YNR6045	6.0±0.3	6.0±0.3	4.50	1.55±0.3	5.70	1.70	2.80

■ YNR6045 Series

Part Number	Inductance (uH) @100KHz	DC Resistance (Ω)		Heat Rating Current (A)	Saturation Current (A)
		Typ.	Max.		
YNR6045-R47□	0.47	0.006	0.008	6.50	15.000
YNR6045-R56□	0.56	0.006	0.008	6.50	14.000
YNR6045-R68□	0.68	0.006	0.008	5.70	11.000
YNR6045-R82□	0.82	0.008	0.010	5.90	10.350
YNR6045-1R0□	1.00	0.011	0.014	5.14	9.850
YNR6045-1R5□	1.50	0.012	0.016	4.95	8.800
YNR6045-1R8□	1.80	0.012	0.016	4.95	7.600
YNR6045-2R2□	2.20	0.014	0.018	4.60	6.750
YNR6045-2R7□	2.70	0.015	0.020	4.30	5.750
YNR6045-3R0□	3.00	0.020	0.026	3.80	5.600
YNR6045-3R3□	3.30	0.021	0.027	3.70	5.900
YNR6045-3R6□	3.60	0.021	0.027	3.70	5.250
YNR6045-4R7□	4.70	0.026	0.034	3.30	4.970
YNR6045-5R6□	5.60	0.029	0.038	3.15	4.150
YNR6045-6R2□	6.20	0.031	0.040	3.00	4.430
YNR6045-6R8□	6.80	0.031	0.040	3.00	3.900
YNR6045-7R5□	7.50	0.034	0.044	2.90	3.500
YNR6045-8R2□	8.20	0.043	0.056	2.60	3.900
YNR6045-9R1□	9.10	0.043	0.056	2.60	3.350
YNR6045-100□	10.0	0.048	0.062	2.45	3.200
YNR6045-120□	12.0	0.058	0.075	2.20	2.800
YNR6045-150□	15.0	0.068	0.088	2.05	2.500
YNR6045-180□	18.0	0.081	0.105	1.85	2.200

■ YNR6045 Series

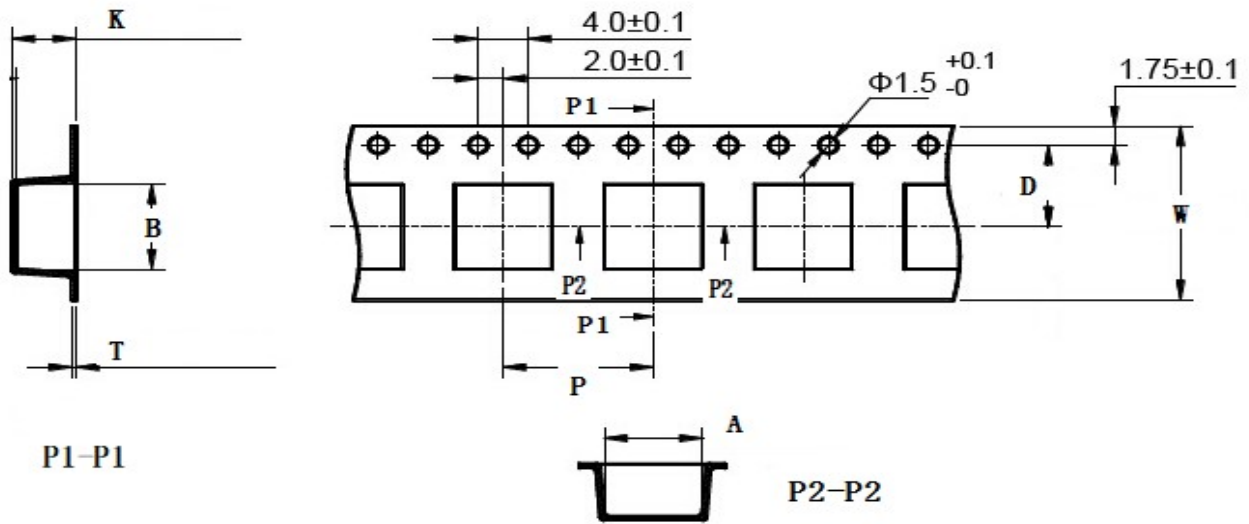
Part Number	Inductance (uH) @100KHz	DC Resistance (Ω)		Heat Rating Current (A)	Saturation Current (A)
		Typ.	Max.		
YNR6045-220□	22.0	0.089	0.116	1.80	2.050
YNR6045-270□	27.0	0.102	0.133	1.65	1.900
YNR6045-300□	30.0	0.132	0.172	1.50	1.700
YNR6045-330□	33.0	0.137	0.178	1.45	1.650
YNR6045-360□	36.0	0.173	0.225	1.40	1.620
YNR6045-390□	39.0	0.180	0.234	1.25	1.500
YNR6045-430□	43.0	0.200	0.260	1.20	1.630
YNR6045-470□	47.0	0.200	0.260	1.20	1.400
YNR6045-510□	51.0	0.207	0.269	1.15	1.350
YNR6045-560□	56.0	0.221	0.287	1.10	1.300
YNR6045-620□	62.0	0.235	0.306	1.10	1.250
YNR6045-680□	68.0	0.289	0.376	1.00	1.200
YNR6045-750□	75.0	0.305	0.397	0.95	1.150
YNR6045-820□	82.0	0.341	0.443	0.90	1.050
YNR6045-910□	91.0	0.359	0.467	0.85	1.000
YNR6045-101□	100	0.433	0.563	0.80	0.950
YNR6045-121□	120	0.484	0.629	0.77	0.850
YNR6045-151□	150	0.580	0.754	0.70	0.800
YNR6045-221□	220	0.834	1.084	0.59	0.700
YNR6045-271□	270	1.096	1.425	0.55	0.650
YNR6045-331□	330	1.270	1.651	0.57	0.570
YNR6045-391□	390	1.800	2.340	0.40	0.500
YNR6045-471□	470	1.800	2.340	0.42	0.500

■ YNR6045 Series

Part Number	Inductance (uH) @100KHz	DC Resistance (Ω)		Heat Rating Current (A)	Saturation Current (A)
		Typ.	Max.		
YNR6045-561□	560	2.480	3.224	0.33	0.460
YNR6045-681□	680	2.500	3.250	0.33	0.420
YNR6045-751□	750	3.700	4.810	0.30	0.400
YNR6045-821□	820	3.700	4.810	0.30	0.360
YNR6045-102□	1000	4.500	5.850	0.30	0.300
YNR6045-152□	1500	6.750	8.100	0.21	0.240
YNR6045-202□	2000	9.700	11.640	0.175	0.210
YNR6045-222□	2200	10.000	12.000	0.169	0.205
YNR6045-252□	2500	10.570	12.680	0.167	0.200
YNR6045-332□	3300	13.000	15.300	0.150	0.170
YNR6045-472□	4700	18.750	22.500	0.120	0.150
YNR6045-502□	5000	20.000	24.000	0.115	0.135
YNR6045-602□	6000	30.000	36.000	0.097	0.125
YNR6045-682□	6800	31.200	37.400	0.095	0.120
YNR6045-702□	7000	33.000	39.600	0.090	0.120
YNR6045-802□	8000	35.500	42.600	0.085	0.115
YNR6045-103□	10000	40.000	48.000	0.08	0.100
YNR6045-123□	12000	62.000	74.400	0.065	0.095
YNR6045-143□	14000	63.500	76.200	0.063	0.090
YNR6045-153□	15000	70.000	84.000	0.060	0.080

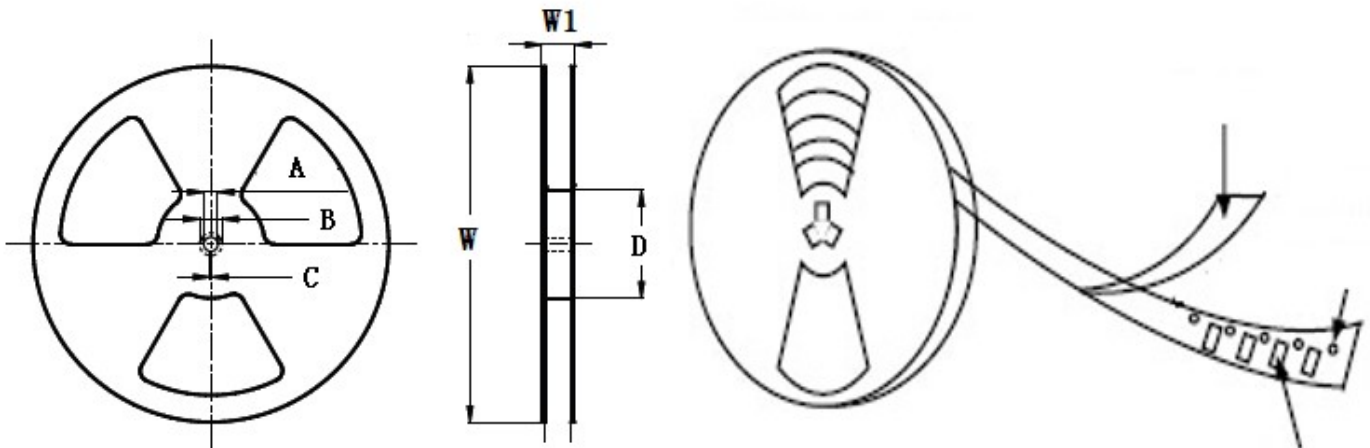
- ※ The saturation current value is the DC current value having inductance decrease down to 30%. (at 20°C)
- ※ The temperature rise current value is the DC current value having temperature increase up to 40°C. (at 20°C)
- ※ The rated current is the DC current value that satisfies both of current value saturation current value and temperature rise current value.

■ Taping Dimensions(Unit:mm)



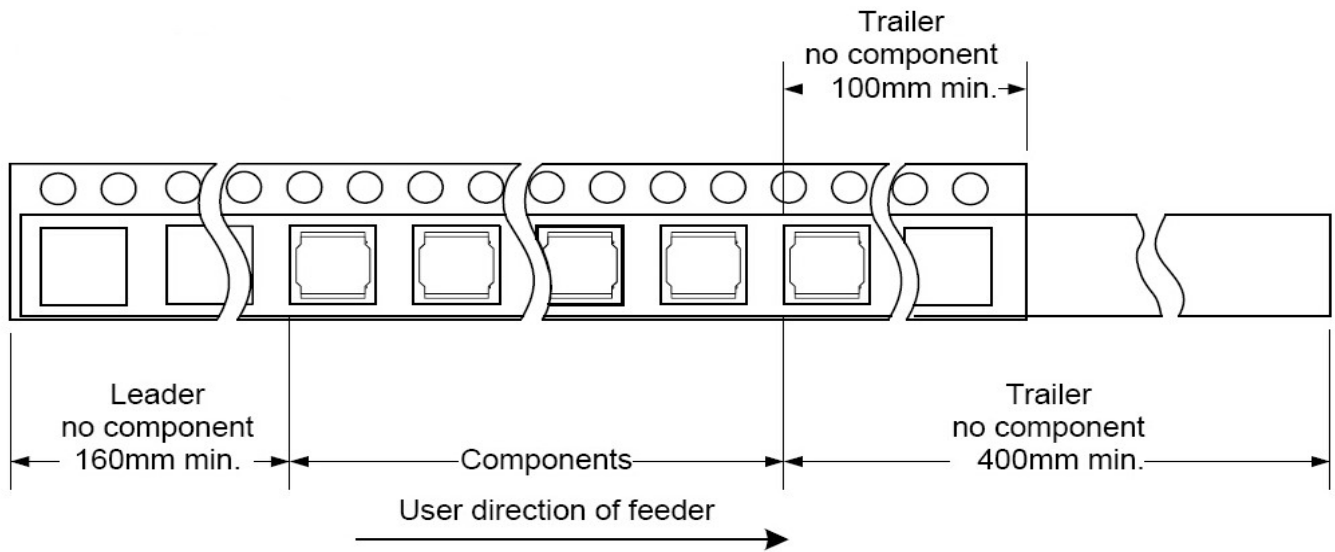
TYPE	Chip Thickness	W	A	B	D	P	K Max	T Max	MPQ
YNR6045	4.50	16.0	6.40	6.40	7.50	8.00	4.70	0.40	1500

■ Reel Dimensions(Unit:mm)

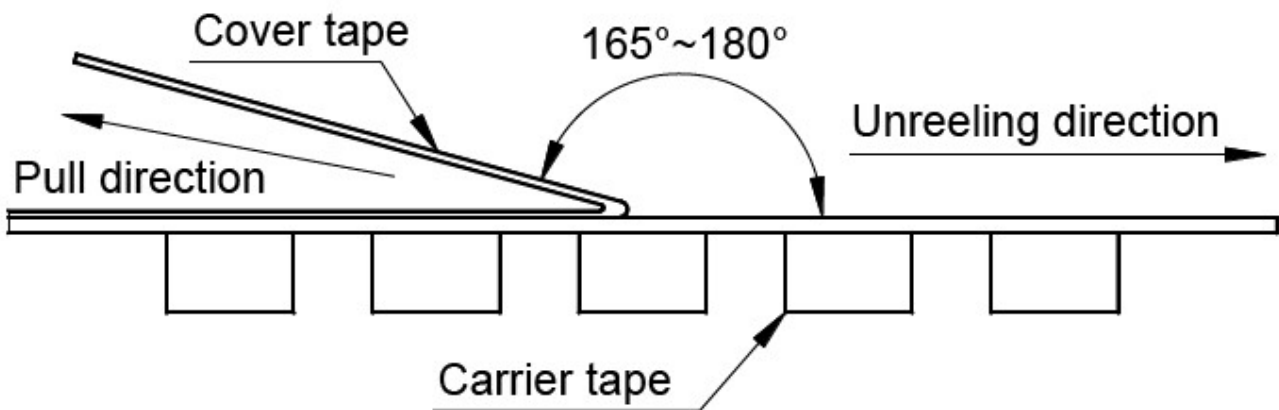


TYPE	W	W1	A	B	C	D
YNR6045	330±2.0	16.5±1.50	13.0±0.50	21.0±0.80	2.0±0.50	100 Min

Direction of rolling



Cover tape peel off condition



Cover tape peel force shall be 0.1N to 1.3N.

Reference peel speed 300±10mm/min.