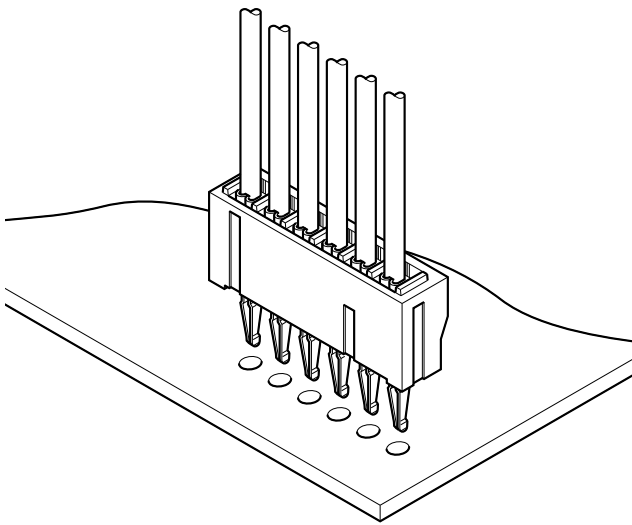


SZN CONNECTOR

1.5 mm pitch/Board-in crimp style connectors



This low-profile, board-in connector, with a mounting height of only 4.25 mm and a thickness of 2.4 mm, is soldered directly onto printed circuit boards. The solder tail of the contact is resilient for easy assembly. The housing lances facilitate insertion of contacts.

- Slim, low-profile design
- Housing lances
- Easy mounting onto printed circuit boards
- Rugged contact construction

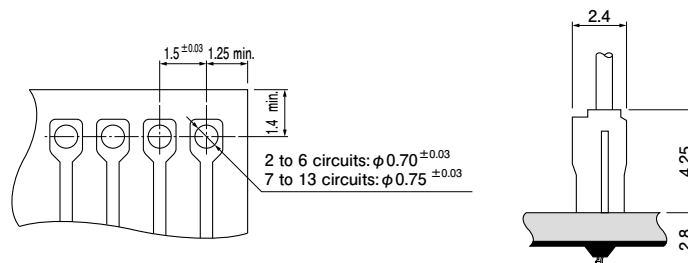
Specifications

- Current rating: 0.7 A AC/DC (AWG #26)
 - Voltage rating: 50 V AC/DC
 - Temperature range: -25°C to +85°C
(including temperature rise in applying electrical current)
 - Insulation resistance: 500 MΩ min.
 - Withstanding voltage: 500 VAC/minute
 - Applicable wire: AWG #30 to #26
 - Applicable PC board thickness: 0.6 to 1.2 mm
- * In using the products, refer to "Handling Precautions for Terminals and Connectors" described on our website (Technical documents of Product information page).
- * RoHS2 compliance
- * Dimensional unit: mm
- * Contact JST for details.

Standards

- ☑ Recognized E60389
- ☑ Certified LR20812

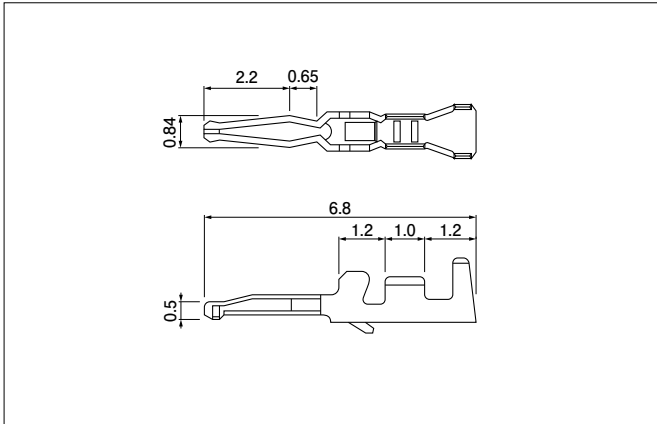
PC board layout and Assembly layout



- Note: 1. The above figure is the figure viewed from soldering side.
2. Tolerances are non-cumulative: ± 0.03 mm for all centers.
3. Hole dimensions differ according to the type of PC board and piercing method. The dimensions above should serve as a guideline. Contact JST for details.

SZN CONNECTOR

Contact



Model No.	Applicable wire		Insulation O.D. (mm)	Q'ty/reel
	mm ²	AWG #		
SZN-002T-P0.7K	0.08~0.13	28~26	0.8~1.1	14,000
SZN-003T-P0.7K	0.05~0.08	30~28	0.7~0.9	15,000

Material and Finish

Phosphor bronze, tin-plated (reflow treatment)

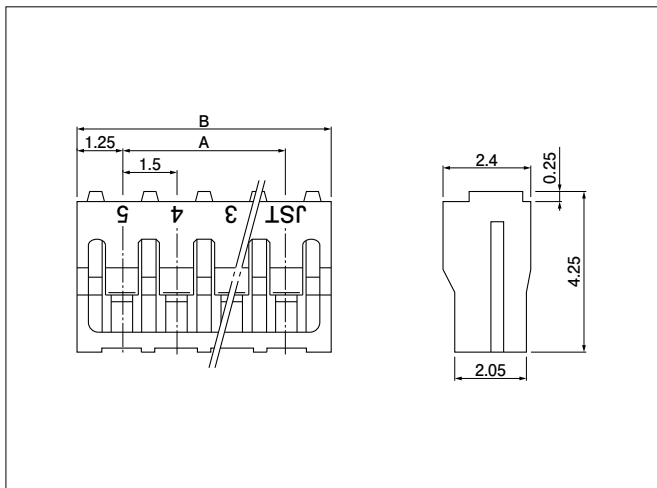
RoHS2 compliance

Note: Contact JST for brass products.

Contact	Crimping machine	Applicator		
		Crimp applicator	Dies	Crimp applicator with dies
SZN-002T-P0.7K	AP-K2N	MKS-L	MK/SZN-002-07	APLMK SZN002-07
SZN-003T-P0.7K			MK/SZN-003-07	APLMK SZN003-07

Note: Contact JST for fully automatic crimping applicator.

Housing



No. of circuits	Model No.	Dimensions (mm)		Q'ty/bag
		A	B	
2	2P-SZN	1.5	4.0	1,000
3	3P-SZN	3.0	5.5	1,000
4	4P-SZN	4.5	7.0	1,000
5	5P-SZN	6.0	8.5	1,000
6	6P-SZN	7.5	10.0	1,000
7	7P-SZN	9.0	11.5	1,000
8	8P-SZN	10.5	13.0	1,000
9	9P-SZN	12.0	14.5	1,000
10	10P-SZN	13.5	16.0	1,000
11	11P-SZN	15.0	17.5	1,000
12	12P-SZN	16.5	19.0	1,000
13	13P-SZN	18.0	20.5	1,000

Material and Finish

PA 66, UL94V-0, natural (white)

RoHS2 compliance