

Features

- Halogen Free. "Green" Device (Note 1)
- Lead Free Finish/RoHS Compliant ("P" Suffix Designates RoHS Compliant. See Ordering Information)
- Epoxy Meets UL 94 V-0 Flammability Rating
- Moisture Sensitivity Level 1
- Low Forward Voltage Drop

Maximum Ratings

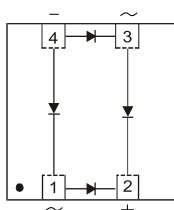
- Operating Junction Temperature Range: -55°C to +125°C
- Storage Temperature Range: -55°C to +150°C
- Typical Thermal Resistance: 215°C/W Junction to Ambient

MCC Part Number	Device Marking	Maximum Recurrent Peak Reverse Voltage	Maximum RMS Voltage	Maximum DC Blocking Voltage
MB0540SLP	10L40BP	40V	28V	40V

Electrical Characteristics @ 25°C Unless Otherwise Specified

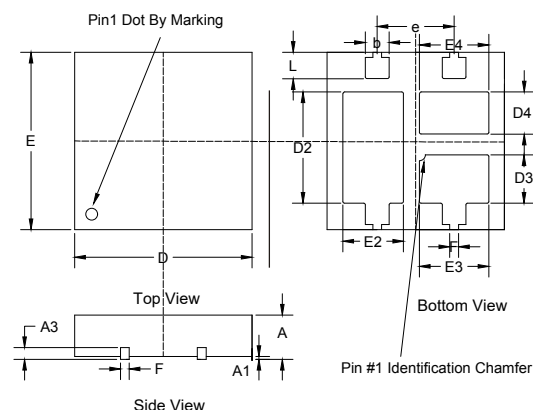
Average Rectified Output Current	$I_{F(AV)}$	0.5A	$T_A = 100^\circ\text{C}$
Peak Forward Surge Current	I_{FSM}	8.0A	8.3ms, Half Sine
Maximum Instantaneous Forward Voltage	V_F	0.40V 0.35V(Typ.) 0.45V 0.40V(Typ.) 0.52V 0.45V(Typ.) 0.58V 0.52V(Typ.)	$I_{FM} = 0.1\text{A} ; T_A = 25^\circ\text{C}$ $I_{FM} = 0.25\text{A} ;$ $I_{FM} = 0.5\text{A} ;$ $I_{FM} = 1\text{A} ;$
Maximum DC Reverse Current at Rated DC Blocking Voltage	I_R	10µA 1µA(Typ.) 1mA	$T_A = 25^\circ\text{C}$ $T_A = 100^\circ\text{C}$
Typical Diode capacitance	C_D	50pF	$V_R = 4\text{V}, f = 1\text{MHz}$

Device Schematic:



0.5 Amp Low VF Surface Mount Schottky Barrier Bridge 40 Volts

DFN3030-4L



DIM	INCHES		MM		NOTE
	MIN	MAX	MIN	MAX	
A	0.028	0.031	0.700	0.800	
A1	0.000	0.002	0.000	0.050	
A3	0.008		0.200		REF
D	0.116	0.120	2.950	3.050	
E	0.116	0.120	2.950	3.050	
D2	0.070	0.078	1.780	1.980	
E2	0.036	0.044	0.925	1.126	
D3	0.028	0.036	0.715	0.915	
E3	0.044	0.049	1.125	1.250	
D4	0.026	0.030	0.665	0.765	
E4	0.042	0.050	1.075	1.275	
b	0.014	0.018	0.350	0.450	
L	0.016	0.020	0.400	0.500	
e	0.051		1.300		BSC
F	0.006		0.150		REF

Curve Characteristics

Fig. 1 - Forward Current Derating Curve

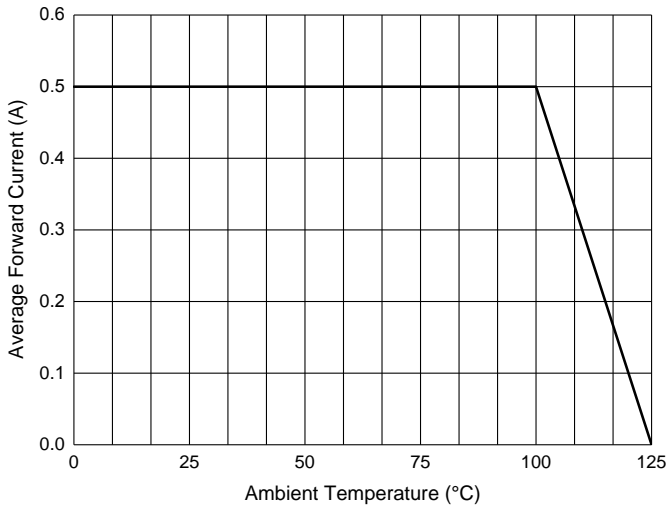


Fig. 2 - Forward Characteristics

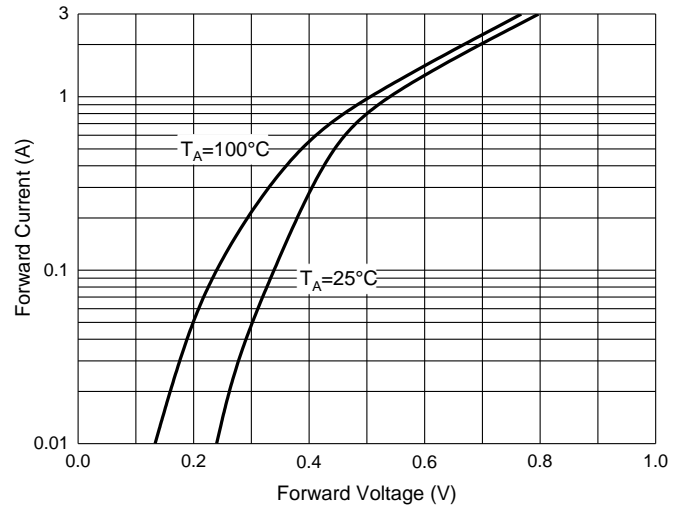


Fig. 3 - Reverse Characteristics

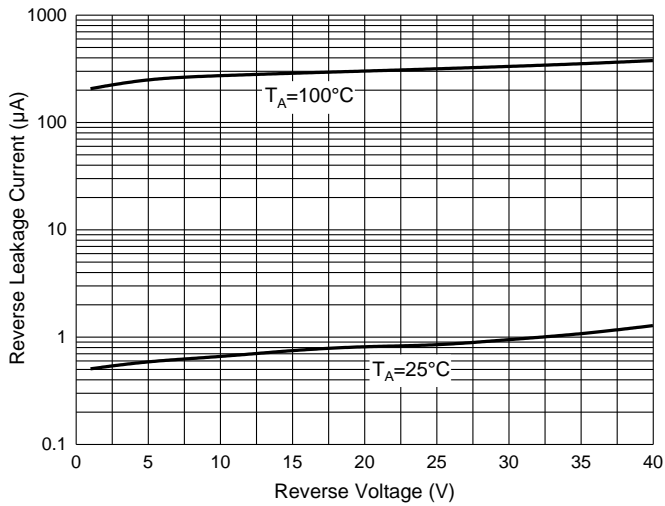
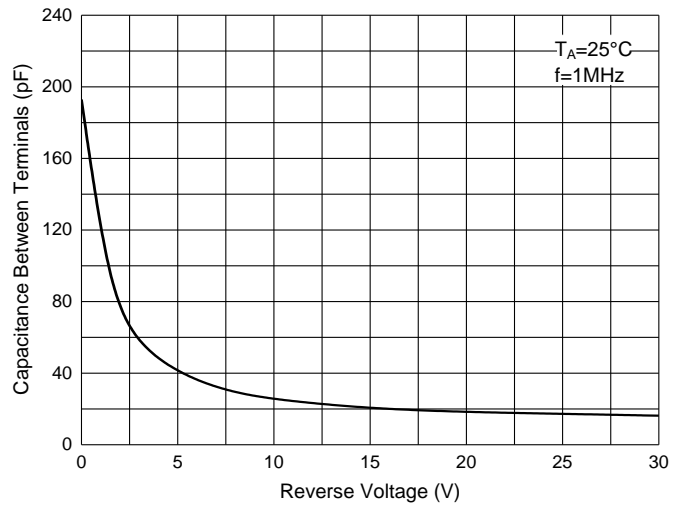


Fig. 4 - Capacitance Characteristics



Ordering Information

Device	Packing
Part Number-TP	Tape&Reel;3Kpcs/Reel

*****IMPORTANT NOTICE*****

Micro Commercial Components Corp. reserves the right to make changes without further notice to any product herein to make corrections, modifications , enhancements , improvements , or other changes . *Micro Commercial Components Corp.* does not assume any liability arising out of the application or use of any product described herein; neither does it convey any license under its patent rights ,nor the rights of others . The user of products in such applications shall assume all risks of such use and will agree to hold *Micro Commercial Components Corp.* and all the companies whose products are represented on our website, harmless against all damages.

*****LIFE SUPPORT*****

MCC's products are not authorized for use as critical components in life support devices or systems without the express written approval of Micro Commercial Components Corporation.

*****CUSTOMER AWARENESS*****

Counterfeiting of semiconductor parts is a growing problem in the industry. Micro Commercial Components (MCC) is taking strong measures to protect ourselves and our customers from the proliferation of counterfeit parts. MCC strongly encourages customers to purchase MCC parts either directly from MCC or from Authorized MCC Distributors who are listed by country on our web page cited below. Products customers buy either from MCC directly or from Authorized MCC Distributors are genuine parts, have full traceability, meet MCC's quality standards for handling and storage. **MCC will not provide any warranty coverage or other assistance for parts bought from Unauthorized Sources.** MCC is committed to combat this global problem and encourage our customers to do their part in stopping this practice by buying direct or from authorized distributors.