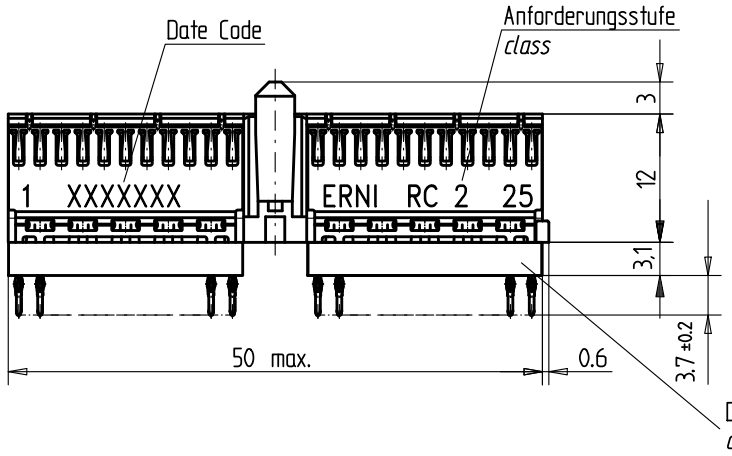

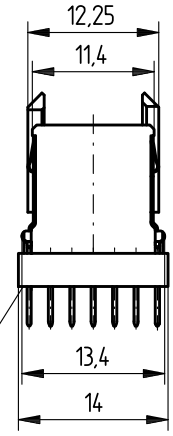

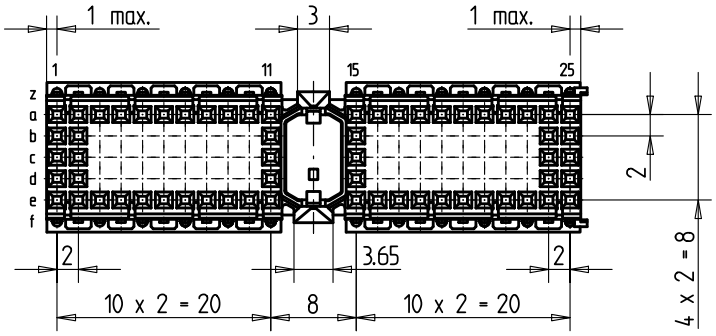

Bestückungsplan - *contact layout*

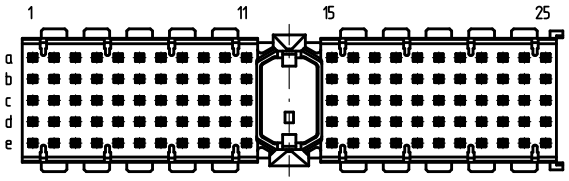

■ = bestückt - *assemble*

Lochbild für Leiterplatte (Bestückungsseite) *Board hole pattern (Component mounting side)*

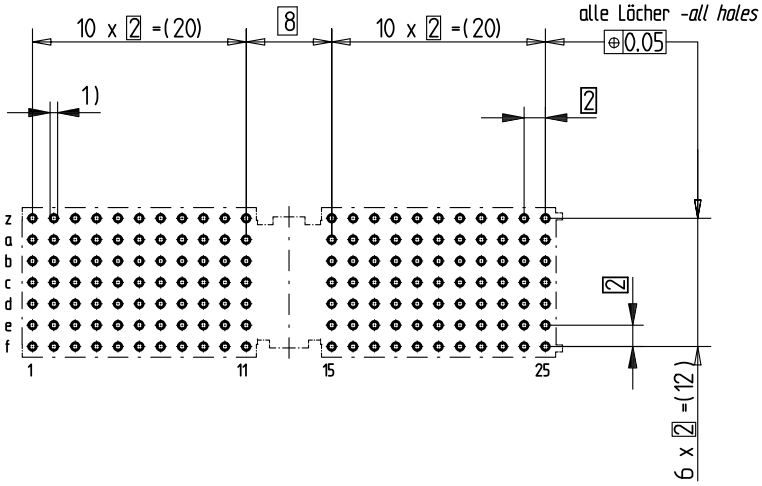

1) Ø 0,6 ±0,05 Durchmesser des metallisierten Loches
Ø 0,6 ±0,05 Diameter of finished plated-through hole

Ø 0,7 ±0,02 Bohrungsdurchmesser des Loches
Ø 0,7 ±0,02 Diameter of drilled hole

Schichtaufbau im metallisierten Loch siehe Zeichnung 114406
Metal plating of plated-through hole see drawing 114406

Bedruckung siehe Zeichnung 284811
Marking see drawing 284811

Fehlende Masse und Angaben nach IEC 61076-4-101
Missing information and dimensions per IEC 61076-4-101

Information :
Distanzstück H=3.1 - *distance H=3.1*
Abschirmbleche Reihe z+f montiert
shieldings row z+f mounted

Tolerances — All Dimensions in mm

Scale 2:1

All rights reserved.
Only for information.
To insure that this is the latest version of this drawing, please contact one of the ERNI companies before using.

Subject to modification without prior notice.
Drawing will not be updated.

Designation
ERmet-FS Federleiste A
ERmet-Female Straight Type A

ERNI www.ERNI.com

114010 — 1

Index		Date	
b		21.08.2008	

H:00063637.SZA — ERMA

Consider protection memo from DIN 34