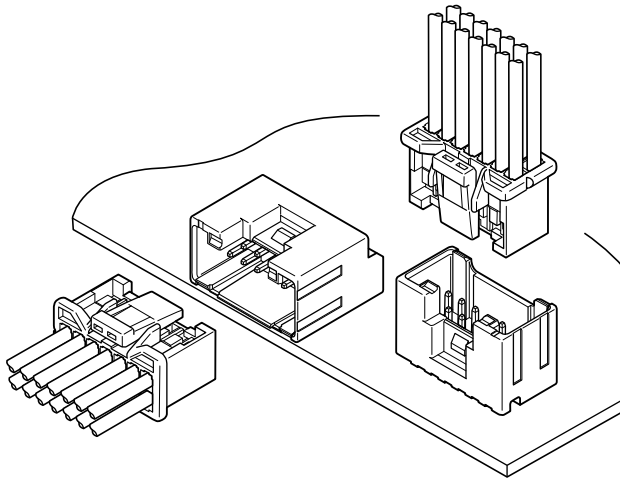




PUD CONNECTOR

2.0 mm pitch/Disconnectable Crimp style connectors



This is a board-to-wire connector with secure locking device that has been designed to 2.0 mm pitch, crimping style and double-row. In spite of realizing low insertion force, the stable electric connection is demonstrated against the condition such as vibration, pinching and dry circuit. It is possible to unfasten the locking even if the header is surrounded with a case wall within height of header because the tip of locking device in receptacle does not protrude from its area.

- High reliability contact
- Superior operability
- Secure locking structure
- Polarizing key for mounting on PC board

Specifications

- Current rating: 3 A AC/DC (AWG #22)
- Voltage rating: 250 V AC/ DC
- Temperature range: -25°C to +85°C
(including temperature rise in applying electrical current)
- Contact resistance: Initial value/ 10 mΩ max.
After environmental tests/ 20 mΩ max.
- Insulation resistance: 1,000 MΩ min.
- Withstanding voltage: 800 VAC/minute
- Applicable wire: Conductor size/ AWG #28 to #22
Insulation O.D./ 0.76 to 1.5 mm

* In using the products, refer to "Handling Precautions for Terminals and Connectors" described on our website (Technical documents of Product information page).

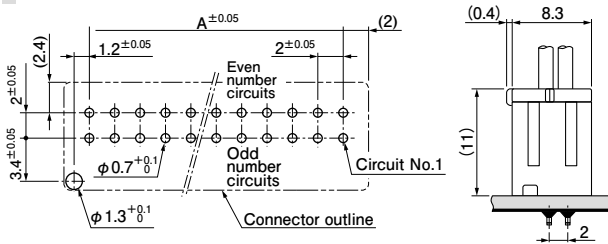
- * RoHS2 compliance
- * Dimensional unit: mm
- * Contact JST for details.

Standards

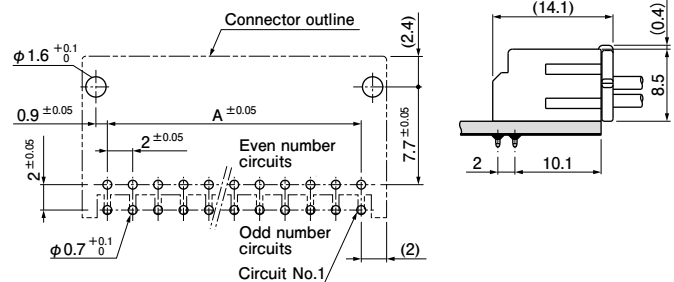
- Ⓜ Recognized E60389
- Ⓜ Certified LR20812

PC board layout and Assembly layout

Top entry type

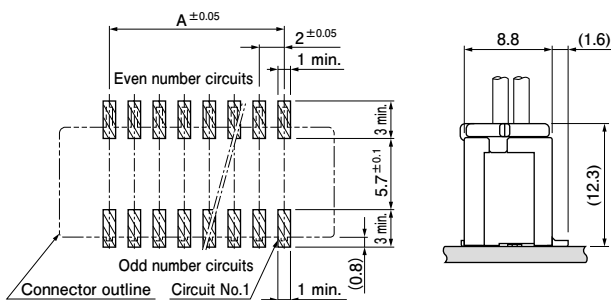


Side entry type



- Note: 1. The above figure is the figure viewed from the connector mounting side.
2. Tolerances are non-cumulative: ± 0.05 mm for all centers.
3. Hole dimensions differ according to the type of PC board and piercing method. The dimensions above should serve as a guideline. Contact JST for details.

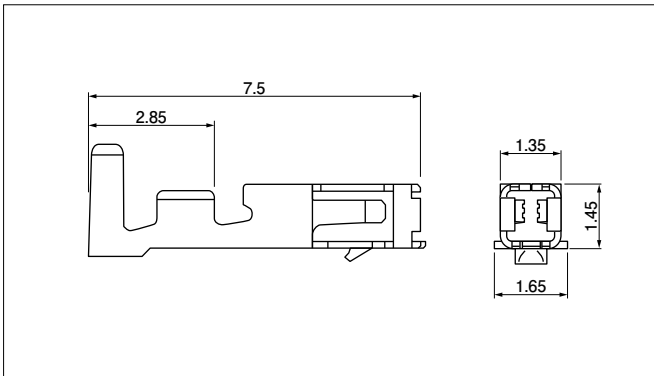
SMT type



- Note: 1. The above figure is the figure viewed from the connector mounting side.
2. Tolerances are non-cumulative: ± 0.05 mm for all centers. The dimensions above should serve as a guideline. Contact JST for details.

PUD CONNECTOR

Contact



| Model No. | Applicable wire | | Insulation O.D. (mm) | Q'ty/reel |
|----------------|-----------------|-------|----------------------|-----------|
| | mm ² | AWG # | | |
| SPUD-001T-P0.5 | 0.13~0.33 | 26~22 | 0.95~1.5 | 8,000 |
| SPUD-002T-P0.5 | 0.08~0.22 | 28~24 | 0.76~1.5 | |

Material and Finish

Copper alloy, tin-plated (reflow treatment)

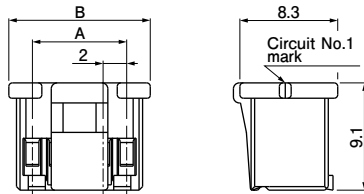
RoHS2 compliance

| Contact | Crimping machine | Applicator | | |
|----------------|------------------|------------------|----------------|----------------------------|
| | | Crimp applicator | Dies | Crimp applicator with dies |
| SPUD-001T-P0.5 | AP-K2N | MKS-L | MK/SPUD-001-05 | APLMK SPUD001-05 |
| SPUD-002T-P0.5 | | | MK/SPUD-002-05 | APLMK SPUD002-05 |

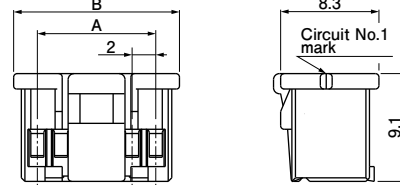
Note: Contact JST for fully automatic crimping applicator.

Housing

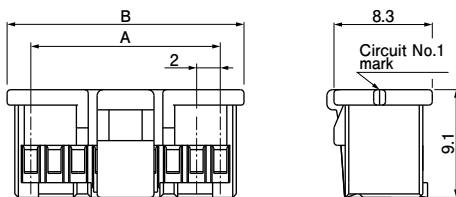
<8, 10 circuits>



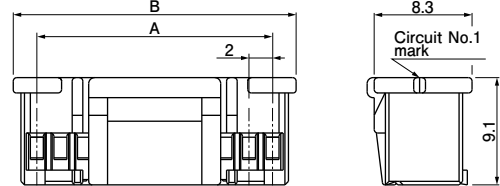
<12, 14 circuits>



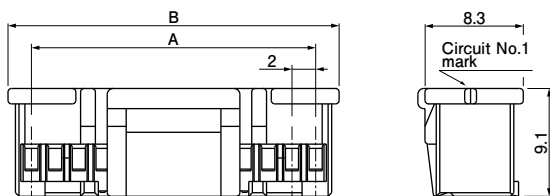
<16, 18 circuits>



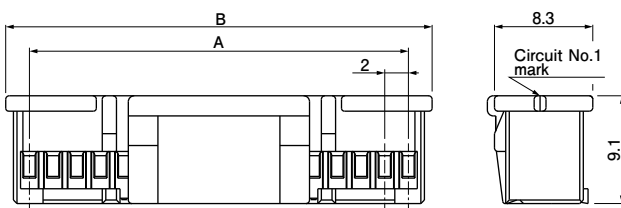
<20, 22 circuits>



<24 to 28 circuits>



<30 to 40 circuits>



| No. of circuits | Model No. | Dimensions (mm) | | Q'ty/bag |
|-----------------|------------|-----------------|------|----------|
| | | A | B | |
| 8 | PUDP-08V-S | 6.0 | 10.0 | 1,000 |
| 10 | PUDP-10V-S | 8.0 | 12.0 | 1,000 |
| 12 | PUDP-12V-S | 10.0 | 14.0 | 1,000 |
| 14 | PUDP-14V-S | 12.0 | 16.0 | 1,000 |
| 16 | PUDP-16V-S | 14.0 | 18.0 | 1,000 |
| 18 | PUDP-18V-S | 16.0 | 20.0 | 1,000 |
| 20 | PUDP-20V-S | 18.0 | 22.0 | 1,000 |
| 22 | PUDP-22V-S | 20.0 | 24.0 | 1,000 |
| 24 | PUDP-24V-S | 22.0 | 26.0 | 1,000 |
| 26 | PUDP-26V-S | 24.0 | 28.0 | 1,000 |
| 28 | PUDP-28V-S | 26.0 | 30.0 | 500 |
| 30 | PUDP-30V-S | 28.0 | 32.0 | 500 |
| 32 | PUDP-32V-S | 30.0 | 34.0 | 500 |
| 34 | PUDP-34V-S | 32.0 | 36.0 | 500 |
| 36 | PUDP-36V-S | 34.0 | 38.0 | 500 |
| 38 | PUDP-38V-S | 36.0 | 40.0 | 500 |
| 40 | PUDP-40V-S | 38.0 | 42.0 | 500 |

Material and Finish

PBT, UL94V-0, natural

RoHS2 compliance

<For reference> As the color identification, the following alphabet shall be put in the underlined part. For availability, delivery and minimum order quantity, contact JST.

ex. **PUDP-08V-S**

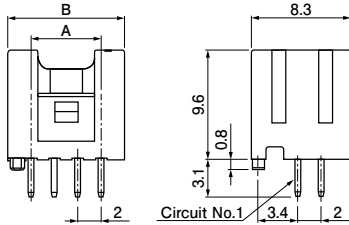
S...natural Z...ivory E...blue R...red K...black TR...tomato red
 MG...moss green DPK...dark pink CB...cobalt blue
 DO...dark orange DP...dark purple DH...dark gray LE...light blue

PUD CONNECTOR

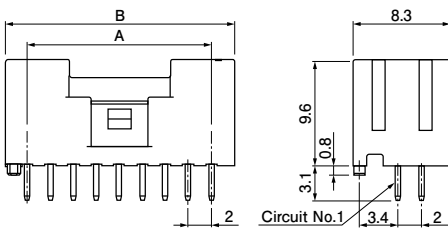
Through-hole type shrouded header

Top entry type

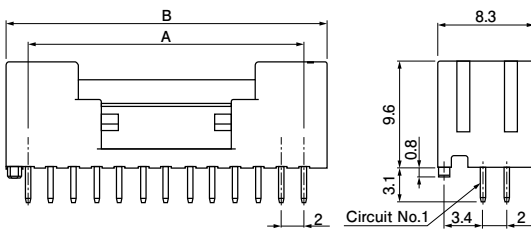
<8, 10 circuits>



<12 to 18 circuits>

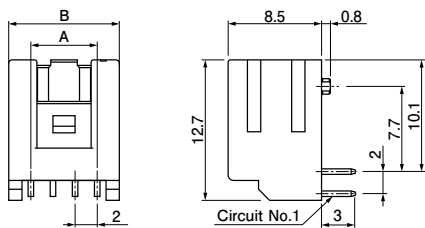


<20 to 40 circuits>

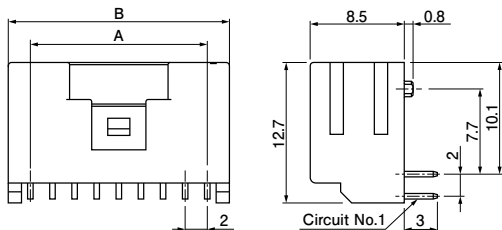


Side entry type

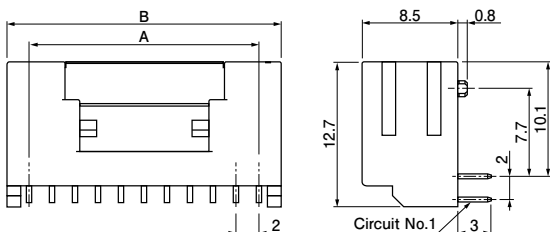
<8, 10 circuits>



<12 to 18 circuits>



<20 to 40 circuits>



| No. of circuits | Model No. | | | Dimensions (mm) | | Q'ty/box |
|-----------------|----------------|--------------|-----------------|-----------------|------|----------|
| | Top entry type | | Side entry type | A | B | |
| | Without boss | With boss | With boss | | | |
| 8 | B08B-PUDSS | B08B-PUDSS-1 | S08B-PUDSS-1 | 6.0 | 10.0 | 3,300 |
| 10 | B10B-PUDSS | B10B-PUDSS-1 | S10B-PUDSS-1 | 8.0 | 12.0 | 2,750 |
| 12 | B12B-PUDSS | B12B-PUDSS-1 | S12B-PUDSS-1 | 10.0 | 14.0 | 2,310 |
| 14 | B14B-PUDSS | B14B-PUDSS-1 | S14B-PUDSS-1 | 12.0 | 16.0 | 1,980 |
| 16 | B16B-PUDSS | B16B-PUDSS-1 | S16B-PUDSS-1 | 14.0 | 18.0 | 1,760 |
| 18 | B18B-PUDSS | B18B-PUDSS-1 | S18B-PUDSS-1 | 16.0 | 20.0 | 1,650 |
| 20 | B20B-PUDSS | B20B-PUDSS-1 | S20B-PUDSS-1 | 18.0 | 22.0 | 1,430 |
| 22 | B22B-PUDSS | B22B-PUDSS-1 | S22B-PUDSS-1 | 20.0 | 24.0 | 1,320 |
| 24 | B24B-PUDSS | B24B-PUDSS-1 | S24B-PUDSS-1 | 22.0 | 26.0 | 1,210 |
| 26 | B26B-PUDSS | B26B-PUDSS-1 | S26B-PUDSS-1 | 24.0 | 28.0 | 1,100 |
| 28 | B28B-PUDSS | B28B-PUDSS-1 | S28B-PUDSS-1 | 26.0 | 30.0 | 1,100 |
| 30 | B30B-PUDSS | B30B-PUDSS-1 | S30B-PUDSS-1 | 28.0 | 32.0 | 990 |
| 32 | B32B-PUDSS | B32B-PUDSS-1 | S32B-PUDSS-1 | 30.0 | 34.0 | 880 |
| 34 | B34B-PUDSS | B34B-PUDSS-1 | S34B-PUDSS-1 | 32.0 | 36.0 | 880 |
| 36 | B36B-PUDSS | B36B-PUDSS-1 | S36B-PUDSS-1 | 34.0 | 38.0 | 770 |
| 38 | B38B-PUDSS | B38B-PUDSS-1 | S38B-PUDSS-1 | 36.0 | 40.0 | 770 |
| 40 | B40B-PUDSS | B40B-PUDSS-1 | S40B-PUDSS-1 | 38.0 | 42.0 | 770 |

Material and Finish

Post: Copper alloy, copper-undercoated, tin-plated (reflow treatment)
Wafer: Glass-filled PA 66, UL94V-0, natural

RoHS2 compliance This product displays (LF)(SN) on a label.
Note: Color indication was changed.

Berofe change; S...natural (ivory), After change; S...natural

<For reference> As the color identification, the following alphabet shall be put in the underlined part.
For availability, delivery and minimum order quantity, contact JST.

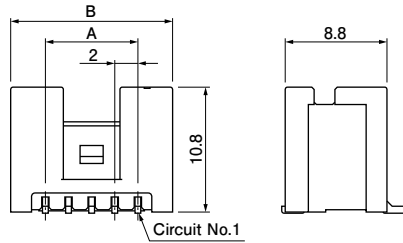
ex. **B08B-PUDSS-1**

S...natural Z...ivory E...blue R...red K...black TR...tomato red
MG...moss green DPK...dark pink CB...cobalt blue
DO...dark orange DP...dark purple DH...dark gray LE...light blue

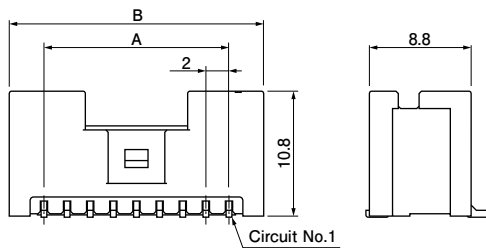
PUD CONNECTOR

SMT type shrouded header

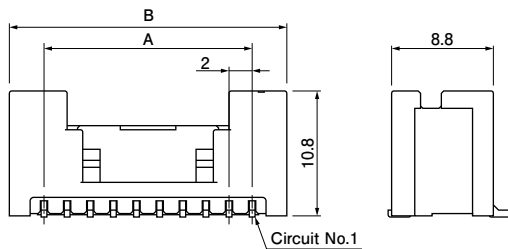
<10 circuits>



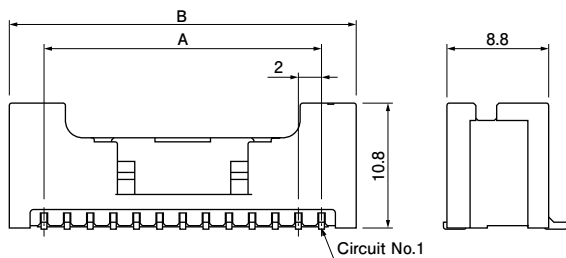
<12 to 18 circuits>



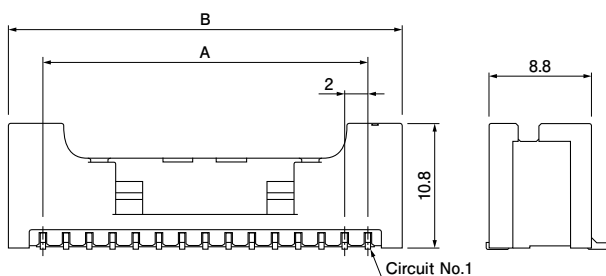
<20, 22 circuits>



<24 to 28 circuits>



<30 to 40 circuits>



| No. of circuits | Model No. | Dimensions (mm) | | Q'ty/ reel |
|-----------------|-----------------|-----------------|------|------------|
| | | A | B | |
| 10 | BM10B-PUDSS-TFC | 8.0 | 14.0 | 400 |
| 12 | BM12B-PUDSS-TFC | 10.0 | 16.0 | 400 |
| 14 | BM14B-PUDSS-TFC | 12.0 | 18.0 | 400 |
| 16 | BM16B-PUDSS-TFC | 14.0 | 20.0 | 400 |
| 18 | BM18B-PUDSS-TFC | 16.0 | 22.0 | 400 |
| 20 | BM20B-PUDSS-TFC | 18.0 | 24.0 | 400 |
| 22 | BM22B-PUDSS-TFC | 20.0 | 26.0 | 400 |
| 24 | BM24B-PUDSS-TFC | 22.0 | 28.0 | 400 |
| 26 | BM26B-PUDSS-TFC | 24.0 | 30.0 | 400 |
| 28 | BM28B-PUDSS-TFC | 26.0 | 32.0 | 400 |
| 30 | BM30B-PUDSS-TFC | 28.0 | 34.0 | 400 |
| 32 | BM32B-PUDSS-TFC | 30.0 | 36.0 | 400 |
| 34 | BM34B-PUDSS-TFC | 32.0 | 38.0 | 400 |
| 36 | BM36B-PUDSS-TFC | 34.0 | 40.0 | 400 |
| 38 | BM38B-PUDSS-TFC | 36.0 | 42.0 | 400 |
| 40 | BM40B-PUDSS-TFC | 38.0 | 44.0 | 400 |

Material and Finish

Post: Copper alloy, copper-undercoated, tin-plated (reflow treatment)
Wafer: Polyamide, UL94V-0, natural

RoHS2 compliance This product displays (LF)(SN) on a label.

<For reference> As the color identification, the following alphabet shall be put in the underlined part. For availability, delivery and minimum order quantity, contact JST.

ex. **BM-10B-PUDSS-TFC**

S...natural Z...ivory K...black TR...tomato red

MG...moss green DPK...dark pink CB...cobalt blue

DO...dark orange DP...dark purple DH...dark gray LE...light blue