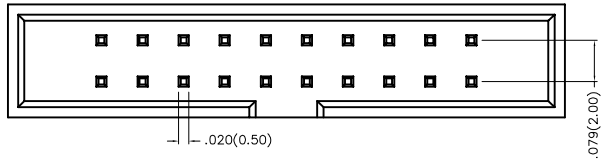


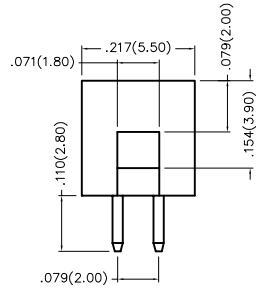
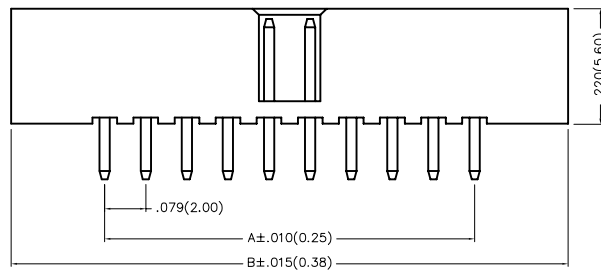
1 2 3 4 5 6 7 8

REV	LOCATIONS	DESCRIPTION	DATE	REVISER	APPD



Electrical
 Current Rating: 2.0A AC(rms)/DC
 Voltage Rating: 250V AC(rms)/DC
 Contact Resistance: 20 mΩ Max
 Insulation Resistance: 1000 MΩ MIN
 Withstanding Voltage: 500V AC r.m.s
 Temperature Range—Operating: -40°C~+105°C

Material and Plating
 Housing: Polyester (UL94V-0)
 Contact Pin: Brass
 Plating: Gold Plated/Selective gold in contact area, matte tin on tail

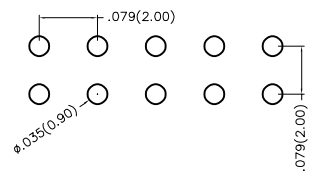


Ordering Information

FBH 200 17 — D XX S X XX 4 K6 K
 1 2 3 4 5 6 7 8 9 10 11

1	Category FBH—Box Header	2	Series Number 200—Pitch2.00mm	3	Distinction No. 17	4	Row Option D—Double Row	5	Circuits XX	6	Entry Angle S—Vertical
7	Plating 1—Gold Plated	8	Thickness of Plating 00—Gold Flash 05—5μ"	9	Material—Resin 4—PA9T	10	Color—Resin K6—Black	11	Packaging K—Tray		

Custom plate available



Recommended P.C.Board Layout

Circuits (n)	Part No.	Dimensions(in/mm)		Circuits (n)	Part No.	Dimensions(in/mm)	
		A	B			A	B
6	FBH20017-D06SXXX4K6K	.157(4.00)	.524(13.30)	26	FBH20017-D26SXXX4K6K	.944(24.00)	1.311(33.30)
8	FBH20017-D08SXXX4K6K	.236(6.00)	.602(15.30)	28	FBH20017-D28SXXX4K6K	1.024(26.00)	1.390(35.30)
10	FBH20017-D10SXXX4K6K	.315(8.00)	.681(17.30)	30	FBH20017-D30SXXX4K6K	1.102(28.00)	1.469(37.30)
12	FBH20017-D12SXXX4K6K	.394(10.00)	.760(19.30)	34	FBH20017-D34SXXX4K6K	1.260(32.00)	1.626(41.30)
14	FBH20017-D14SXXX4K6K	.472(12.00)	.839(21.30)	36	FBH20017-D36SXXX4K6K	1.339(34.00)	1.705(43.30)
16	FBH20017-D16SXXX4K6K	.551(14.00)	.917(23.30)	40	FBH20017-D40SXXX4K6K	1.496(38.00)	1.862(47.30)
18	FBH20017-D18SXXX4K6K	.551(16.00)	.996(25.30)	44	FBH20017-D44SXXX4K6K	1.654(42.00)	2.020(51.30)
20	FBH20017-D20SXXX4K6K	.709(18.00)	1.075(27.30)	50	FBH20017-D50SXXX4K6K	1.890(48.00)	2.256(57.30)
22	FBH20017-D22SXXX4K6K	.787(20.00)	1.154(29.30)	60	FBH20017-D60SXXX4K6K	2.283(58.00)	2.650(67.30)
24	FBH20017-D24SXXX4K6K	.866(22.00)	1.232(31.30)				

<p>THIRD ANGLE PROJECTION</p>	GENERAL TOLERANCES (UNLESS SPECIFIED)		APPROVE BY FRANK	DATE 19/JUL/13	PART NO. FBH20017-DXXXSXXXK6K	ITEM NO. FBH20017	<p>Leader Of Industry</p>		
	X.±.012(0.30)	X.±5'	CHECKED BY CHERRY	DATE 19/JUL/13	TITLE Wire to Board(Box Header) Pitch 2.00mm Vertical 180°(DIP)			REV 0	SHEET NO. 1/1
	X.X±.008(0.20)	.X'±2'	DRAWN BY JACOB	DATE 19/JUL/13	THIS DRAWING CONTAINS INFORMATION THAT IS PROPRIETARY TO TXGA INDUSTRIAL ELECTRONICS(S.Z)CO.,LTD AND SHOULD NOT BE USED WITHOUT WRITTEN PERMISSION				
	X.XX±.006(0.15)	.XX'±1'							
SCALE 5:1	SIZE A4	X.XXX±.004(0.10)	.XXX'±0.5'						

1 2 3 4 5 6 7 8