

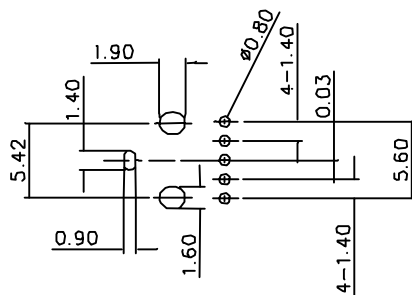
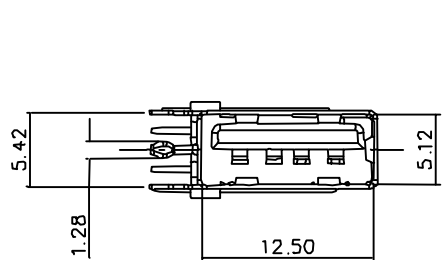
RoHS

MAPX

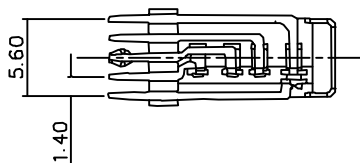
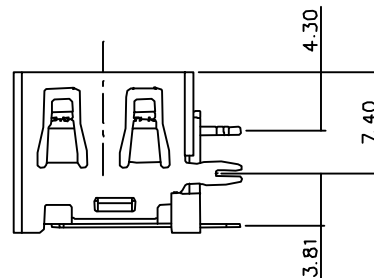
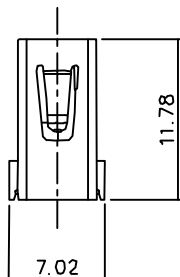
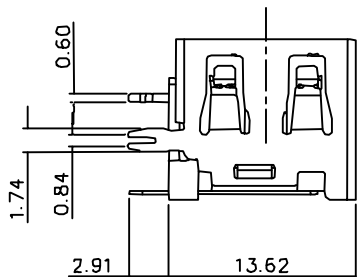
MODIFICATION

DRW

DATE



RECOMMENDED PCB LAYOUT



NOTE

- 1.MATERIAL  
HOUSING: THERMOPLASTIC  
SHELL: SPCC OR COPPER ALLOY  
CONTACT: COPPER ALLOY
- 2.ELECTRICAL PERFORMANCE:  
2.1 CURRENT: 2A MIN  
2.2 CONTACT RESISTANCE: 30mOHMS MAX.  
2.3 DIELECTRIC STRENGTH  
UNMATED: 500V AC RMS  
2.4 INSULATION RESISTANCE: 100MOHMS MIN
- 3.MECHANICAL PERFORMANCE:  
3.1 INSERTION FORCE: 35N MAX.  
3.2 WITHDRAWAL FORCE: 4N MIN  
35N MAX.  
3.3 TEMPERATURE RANGE: -25°C TO 85°C

产品图

PRODUCT CHART DWG

公差一览表  
TOLERANCE UNLESS OTHERWISE

X.	±0.30	X.	±5.°
.X	±0.25	.XX	±2.°
.XX	±0.20	.XXX	±1.°
.XXX	±0.10	.XXX	±0.5°

深圳市精拓金电子有限公司  
Shenzhen Jing Tuo Jin Electronics Co., Ltd.

单位 UNITS	MM	制图 DRAWING	尹先华	制图料号 PRODUCT PART NO.	906-862A2029D102WD
比例 SCALE	1:1	审核 CHKD	郭治富	产品名称 PRODUCT NO.	AF11.8侧插外鱼叉内0型脚无边铜壳LCP黑胶5PIN
日期 DATE	2021-04-12	核准 APPD	黄国荣	角法 VIEW	版本 VER
					AO