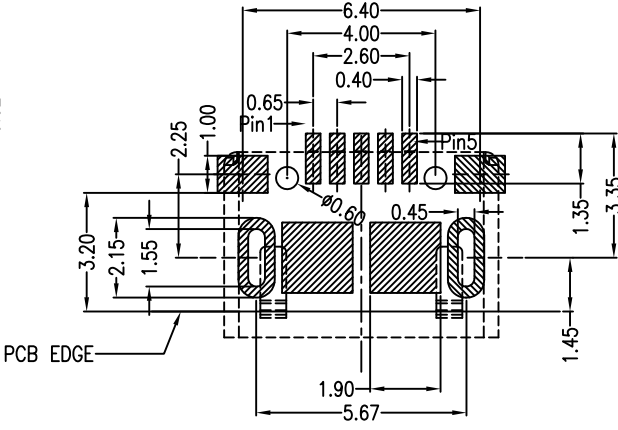
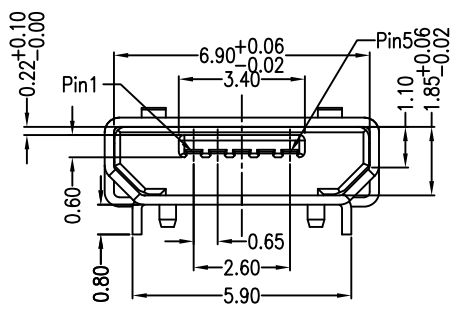
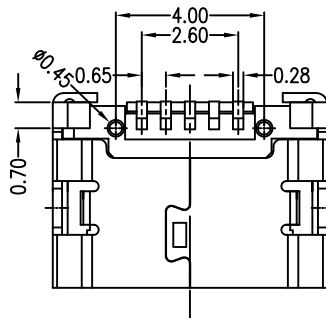
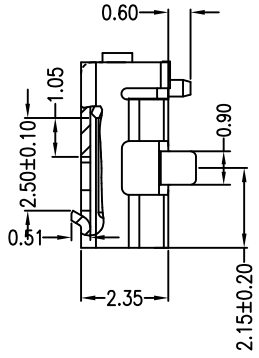
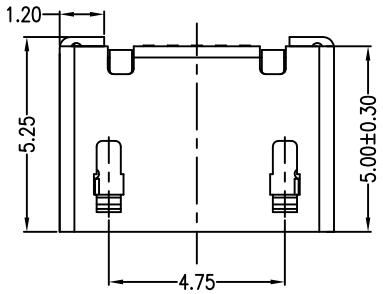
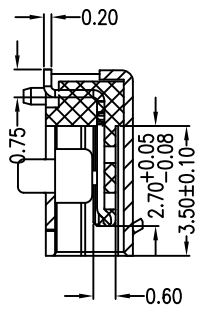
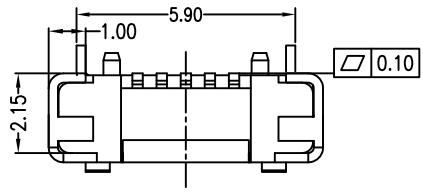


MAPX	MODIFICATION	DATE
------	--------------	------



Note:
 1.Material:
 1.1 Housing: High temperature thermoplastic with g.f,UL94v-0
 1.2 Contact: copper alloy,t=0.20mm
 1.3 Shell: SUS304,t=0.25mm
 2.Specification:
 2.1 Current rating:1,5PIN 1.8A Max/2,3,4PIN 1A Max.
 2.2 Dielectric withstanding voltage: 100 V(ac) for 1 min.
 2.3 Contact resistance: 30 mΩ Max.
 2.4 Insulation resistance: 100 MΩ Min.
 2.5 Total mating force: 3.57 Kgf Max.
 2.6 Total unmating force: 1.0 Kgf Min.
 2.7 Temperature range: -30°C~80°C

RECOMMENDED PCB LAYOUT PCB图仅供参考

产品图 PRODUCT CHART DWG				深圳市精拓金电子有限公司						
公差一览表 TOLERANCE UNLESS OTHERWISE				单位 UNITS	MM	制图 DRAWING	尹先华	制图料号 PRODUCT PART NO.	920-C62A2021S10104	
X	±0.30	X	±5.°	比例 SCALE	1:1	审核 CHKD	郭治富	产品名称 PRODUCT NO.	MICRO 5S B型两脚插板5.9无边有柱有后盖加焊脚SMT短端子	
.X	±0.25	.X	±2.°	日期 DATE	2021-04-15	核准 APPD	黄国荣	角法 VIEW	版本 VER	AO
.XX	±0.15	.XX	±1.°							
.XXX	±0.10	.XXX	±0.5°							