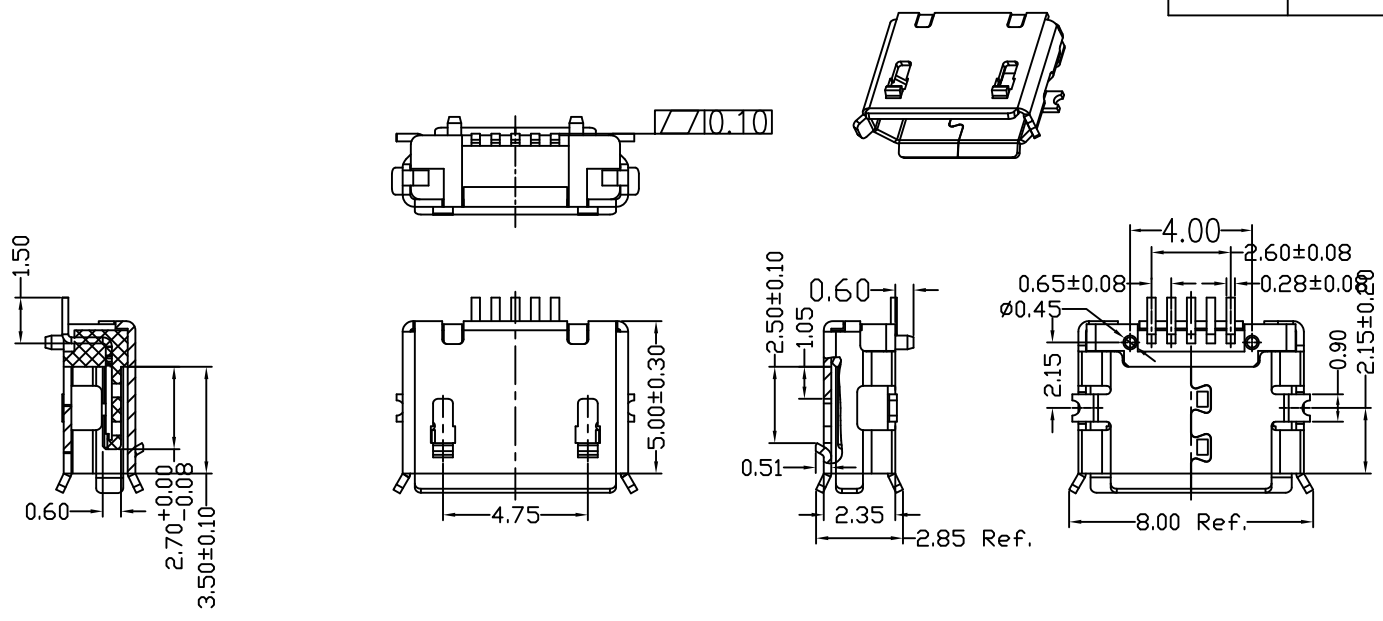


目錄 <b>MAPX</b>	設變內容 <b>MODIFICATION</b>	日期 <b>DATE</b>



Note:

1.Material:

1.1 Housing: High temperature thermoplastic with g.f,UL94v-0

1.2 Contact: copper alloy,t=0.20mm

1.3 Shell: copper alloy,t=0.25mm

2.Specification:

2.1 Current rating:1,5PIN 1.8A Max/2,3,4PIN 1A Max.

2.2 Dielectric withstanding voltage: 100 V(ac) for 1 min.

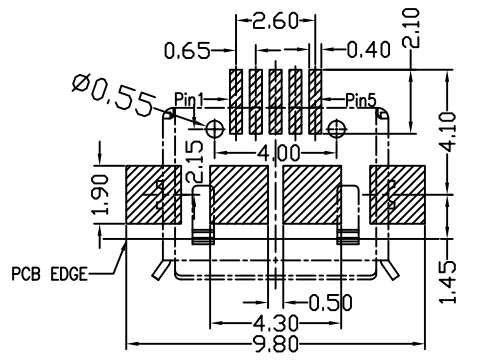
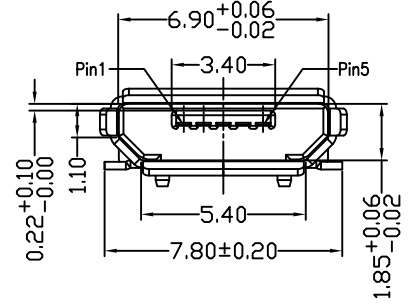
2.3 Contact resistance: 30 mΩ Max.

2.4 Insulation resistance: 100 MΩ Min.

2.5 Total mating force: 3.57 Kgf Max.

2.6 Total unmating force: 1.0 Kgf Min

2.7 Temperature range: -30°C~80°C



**RECOMMENDED PCB LAYOUT**  
PCB图仅供参考

产品图 PRODUCT CHART DWG				深圳市精拓金电子有限公司					
公差一览表 TOLERANCE UNLESS OTHERWISE				单位 UNITS	MM	制图 DRAWING	尹先华	产品料号 PRODUCT PART NO.	920-D52A2021S10104
X.	±0.30	X'	±5°	比例 SCALE	1:1	审核 CHKD	郭治富	产品名称 PRODUCT NO.	MICRO 5S B型两脚贴板有边有柱SMT端子 加长0.75
.X	±0.25	.X'	±2°						
.XX	±0.15	.XX'	±1°	日期 DATE	2021-04-15	核准 APPD	黄国荣	角法 VIEW	⊕ ⊖
.XXX	±0.10	.XXX'	±0.5°					版本 VER	A0