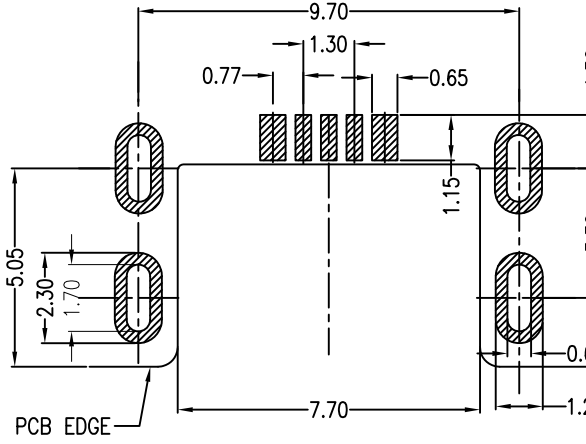
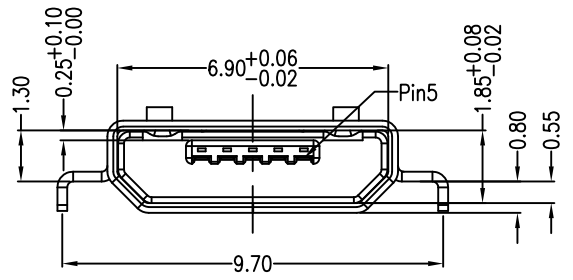
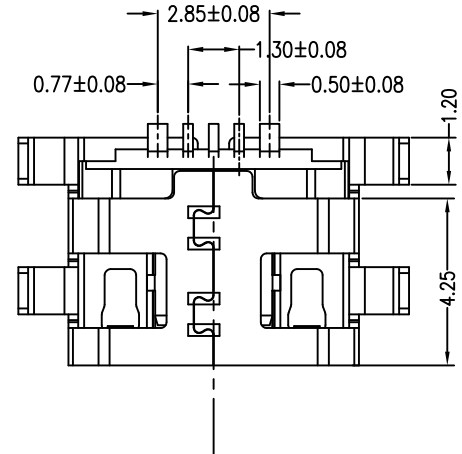
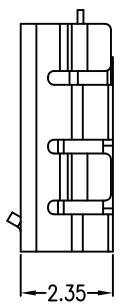
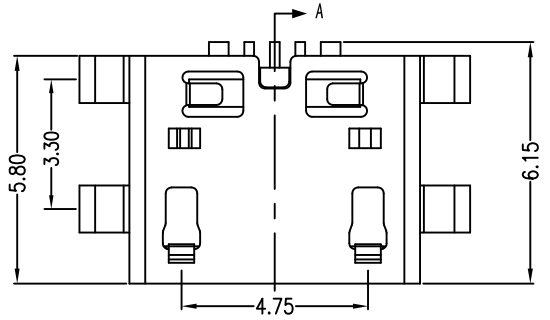
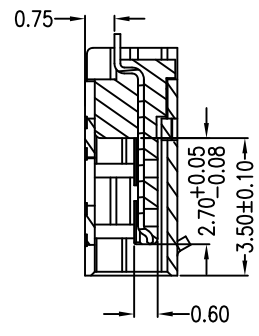
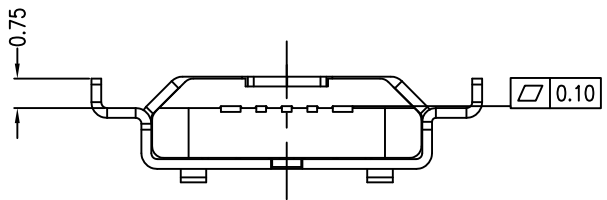


MAPX	MODIFICATION	DATE
------	--------------	------



- Note:
- 1.1 Material:
 - 1.1 Housing: High temperature thermoplastic with g.f,UL94v-0
 - 1.2 Contact: copper alloy,t=0.15mm
 - 1.3 Shell: SUS,t=0.25mm
 2. Specification:
 - 2.1 Current rating:1,5PIN 3A Max/2,3,4PIN 1A Max.
 - 2.2 Dielectric withstanding voltage: 100 V(ac) for 1 min.
 - 2.3 Contact resistance: 30 mΩ Max.
 - 2.4 Insulation resistance: 100 MΩ Min.
 - 2.5 Total mating force: 3.57 Kgf Max.
 - 2.6 Total unmating force: 1.0 Kgf Min.
 - 2.7 Temperature range: -30°C~80°C

A 01 S B X X X X XX-670

- ① 外壳材质
- ② 1:C2680R-H
- ③ 7:SUS304R-1/2H
- ④ 外壳电镀
- ⑤ 1:N50u''
- ⑥ 2:雾T50u''
- ⑦ 3:N+Au1u''(脚)
- ⑧ 4:Au1u''

- ⑨ 端子电镀 01: Au1u''; 02: Au1.5u''; 03: Au3u''; 05: Au5u''; 10: Au10u''; 15: Au15u''; 30: Au30u''
- ⑩ 主体颜色 B: 黑色
- ⑪ 主体材质 1: LCP
- ⑫ 端子材质 4: 05191R-EH

RECOMMENDED PCB LAYOUT
PCB图仅供参考

产品图 PRODUCT CHART DWG		深圳市精拓金电子有限公司					
公差一览表 TOLERANCE UNLESS OTHERWISE		单位 UNITS	MM	制图 DRAWING	尹先华	制图料号 PRODUCT PART NO.	920-F62A2021S10104
X.	±0.30	X.	±5.°	比例 SCALE	1:1	审核 CHKD	郭治富
.X	±0.25	.X	±2.°	日期 DATE	2021-04-16	核准 APPD	黄国荣
.XX	±0.15	.XX	±1.°	角法 VIEW	角法	版本 VER	A0
.XXX	±0.10	.XXX	±0.5°				