
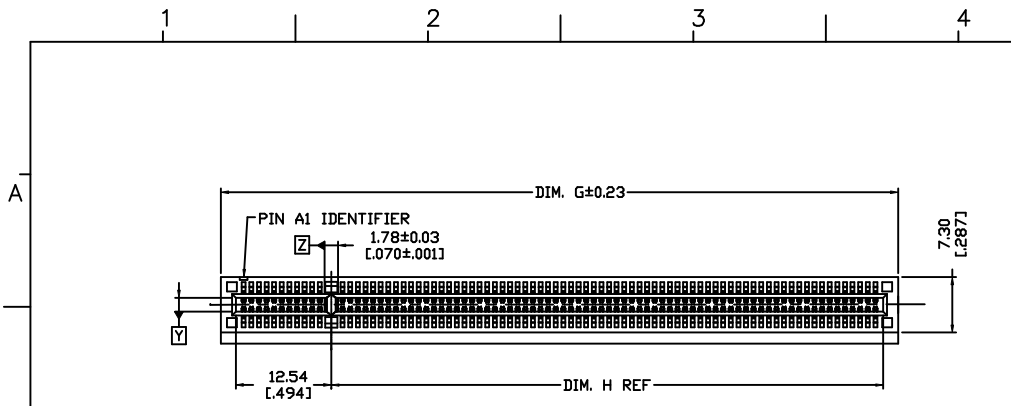
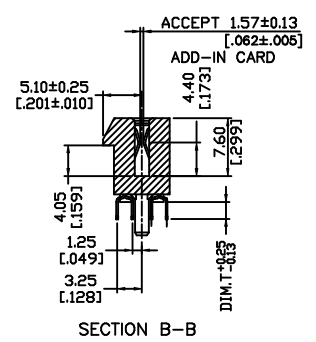
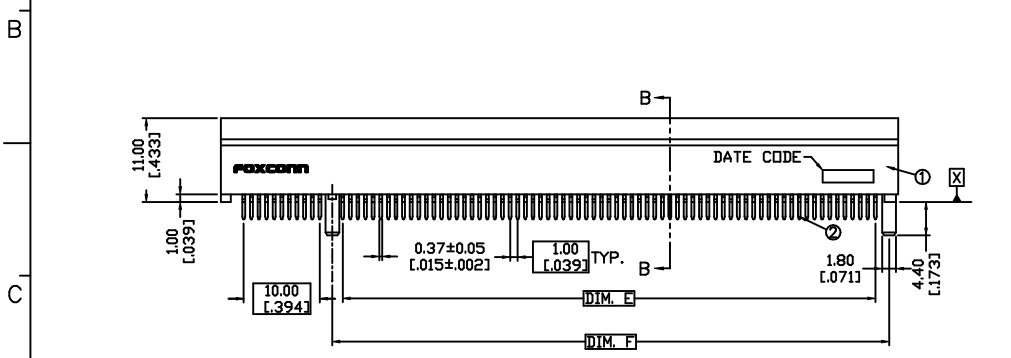


REV.	ECN.	NO.	APPD.
A	BC05712007		Wen-Guey Lii
B	BC05725833		Wen-Guey Lii
C	BC-07-7077392		C.C. Huang
D	BC-10-0083615		C.C. Huang



- NOTES:
- ELECTRICAL CHARACTERISTICS:
 - 1-1 CURRENT RATING: 1.1 A MIN. PER PIN, 30°C RISE ABOVE AMBIENT.
 - 1-2 CONTACT RESISTANCE: 30 MILLIOHMS MAX. INITIAL, 50 MILLIOHMS MAX. AFTER TEST.
 - 1-3 INSULATION RESISTANCE: 1000 MEGOHMS MIN.
 - 1-4 DIELECTRICAL WITHSTAND VOLTAGE: 500 V AC MIN. AT SEA LEVEL.
 - MECHANICAL CHARACTERISTICS:
 - 2-1 CONTACT INSERTION FORCE: 1.15 N MAX. PER CONTACT PAIR.
 - 2-2 CONTACT REMOVAL FORCE: 0.15 N MIN. PER CONTACT PAIR.
 - 2-3 DURABILITY: 50 MATING AND UNMATING CYCLES.
 - 2-4 CONTACT RETENTION FORCE: 4.9 N MIN.
 - ENVIRONMENTAL CHARACTERISTICS:
 - 3-1 OPERATING TEMPERATURE RANGE: -40°C TO +105°C.
 - PLEASE CONTACT FOXCONN SALES REPRESENTATIVE TO VERIFY PRODUCTION DETAILS & AVAILABILITY
 - RECOMMENDED PROCESS CONDITION: WAVE SOLDER, 260°C, 3~5 S.



PROD. NO.: 2EG 0 ** * - D2D - **

FIELD PRODUCT SERIES: 2EG= PCI EXPRESS

TERMINAL TYPE: 0= VERTICAL TYPE

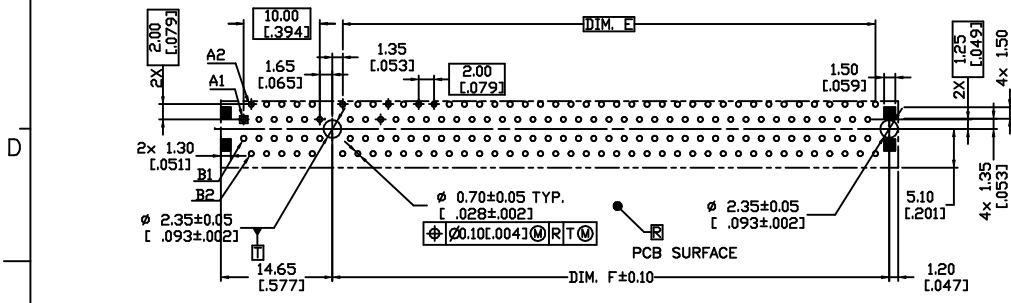
NO. OF POS.
 18= 36 POSITIONS
 32= 64 POSITIONS
 49= 98 POSITIONS
 82= 164 POSITIONS

PLATING TYPE:
 DF= Lead Free
 RoHS COMPLIANT
 DM= Matte Tin & Lead Free

EXTENSION CODE

CONTACT AREA GOLD PLATING:
 1= GOLD FLASH
 7= 15u" GOLD
 3= 30u" GOLD

TAIL LENGTH:
 1= 2.30mm
 2= 3.10mm
 3= 3.56mm



RECOMMENDED PCB LAYOUT

2EG082** - D2D - **	3.10 [0.122]
2EG049** - D2D - **	2.30 [0.090]
PRODUCT NUMBER	DIM. T

ITEM	DESCRIPTION	MATERIAL	TREATMENT
2	CONTACT	COPPER ALLOY	50u" MIN. NICKEL PLATING OVERALL. UNDERPLATED. 100u" MIN. TIN PLATING OVER NICKEL AT TAIL, GOLD PLATING ON CONTACT AREA.
1	HOUSING	THERMOPLASTIC UL 94V-0	MOLDED BLACK

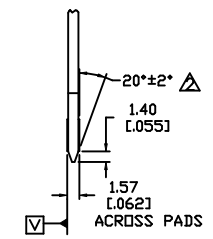
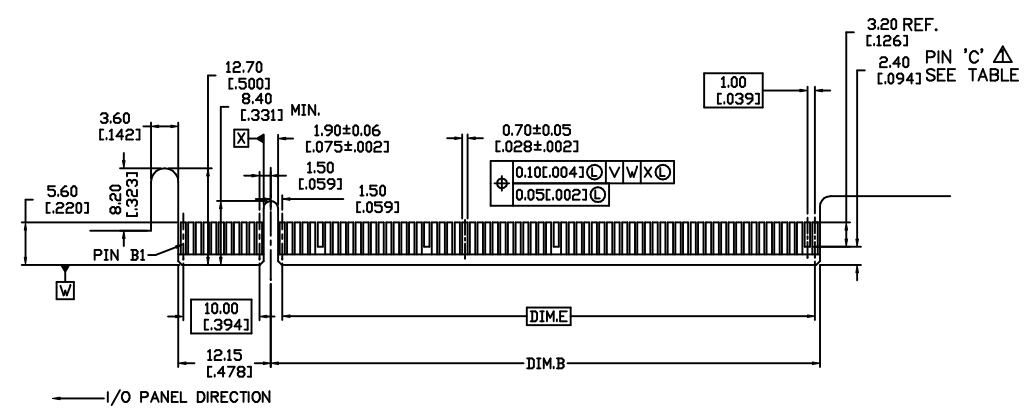
UNITS	mm [INCH]	NAME (INTENDED USE)	FOXCONN
X ±	X' ±	Vertical, T/H	HON HAI PRECISION IND. CO., LTD. TAIPEI, TAIWAN, R.O.C.
.XX ±	.XX' ±	PART NO. (INTENDED USE)	TITLE: PCI-EXPRESS CUSTOMER DRAWING
.XXX ±	.XXX' ±	2EG0**** - D2D - **	APPD: Gwo-Dah Lin 8/3'10
THESE DRAWINGS AND SPECIFICATIONS ARE THE PROPERTY OF HON HAI PRECISION IND. CO., LTD. AND SHALL NOT BE REPRODUCED, COPIED OR USED IN ANY MANNER WITHOUT THE PRIOR WRITTEN CONSENT OF HON HAI PRECISION IND. CO., LTD.		FINISH	DRG NO.: 303-0000-1368
		Q'TY	CHKD: Tin-Suen Liu 8/3'10
			DR: Y-Jin Tian 8/3'10

SCALE	SHEET	REV.
N/A	1/2	D

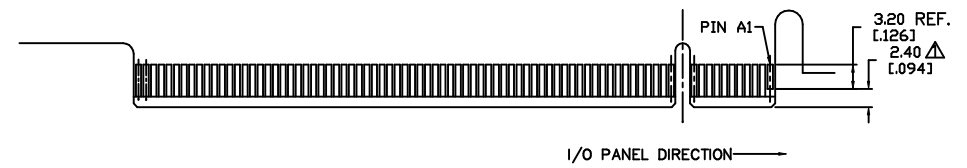
PART NUMBER	DIM. E	DIM. F	DIM. G	DIM. H
2EG082** - D2D - **	70.00	73.15	89.00	72.54
2EG049** - D2D - **	37.00	40.15	56.00	39.54
2EG032** - D2D - **	20.00	23.15	39.00	22.54
2EG018** - D2D - **	6.00	9.15	25.00	8.54

REV.	ECN.	NO.	APPD.

SEE SHEET 1/2



PRIMARY (COMPONENT) SIDE



SECONDARY (SOLDER) SIDE

ADD-IN CARD EDGE-FINGER DIMENSIONS

2EG082***-D2D-***	72.15	70.00	164/16X	B81
2EG049***-D2D-***	39.15	37.00	98/8X	B48
2EG032***-D2D-***	22.15	20.00	64/4X	B31
2EG018***-D2D-***	8.15	6.00	36/1X	B17
PART NUMBER	DIM. B	DIM. E	NO. PDS /WAY	C Δ

- NOTES:
- Δ NO TIE PERMITTED FROM CARD EDGE TO LEADING EDGE OF PAD FOR PINS A1 AND 'C'.
 - △ CHAMFER EDGES MUST BE FREE OF CUTTING BURRS.

X.±	X°.±	UNITS	mm INCH	NAME(INTENDED USE)	FOXCONN HON HAI PRECISION IND. CO.,LTD. TAIPEI, TAIWAN, R.O.C.	
.X± 0.25 [.010]	.X°.±	MAT'L	N/A	Vertical, T/H		
.XX± 0.13 [.005]	.XX°.±	FINISH	N/A	PART NO.(INTENDED USE)	TITLE:	
.XXX±	.XXX°.±	Q'TY	N/A	2EGO****-D2D-***	PCI-EXPRESS CUSTOMER DRAWING	
THESE DRAWINGS AND SPECIFICATIONS ARE THE PROPERTY OF HON HAI PRECISION IND. CO., LTD. AND SHALL NOT BE REPRODUCED, COPIED OR USED IN ANY MANNER WITHOUT THE PRIOR WRITTEN CONSENT OF HON HAI PRECISION IND. CO., LTD.				APPD:	DWG NO.:	
				Gwo-Dah Lin 8/3'10	303-0000-1368	
				CHKD:		
Tin-Suen Liu 8/3'10				SCALE	SHEET	REV.
DR:				N/A	2/2	D
Y-Jin Tian 8/3'10						