

描述 / Descriptions

SOT-23 塑封封装 PNP 半导体三极管。Silicon PNP transistor in a SOT-23 Plastic Package.

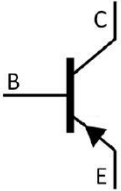
特征 / Features

与 S8050MG 互补。无卤产品。
Complementary pair with S8050MG.HF Product.

用途 / Applications

用于功率放大电路。
Power amplifier applications.

内部等效电路 / Equivalent Circuit



引脚排列 / Pinning



PIN1 : Base PIN 2 : Emitter PIN 3 : Collector

放大及印章代码 / h_{FE} Classifications & Marking

h_{FE} Classifications Symbol	B	C	D
h_{FE} Range	85 ~ 160	120 ~ 200	160 ~ 300
Marking	GY4B	GY4C	GY4D

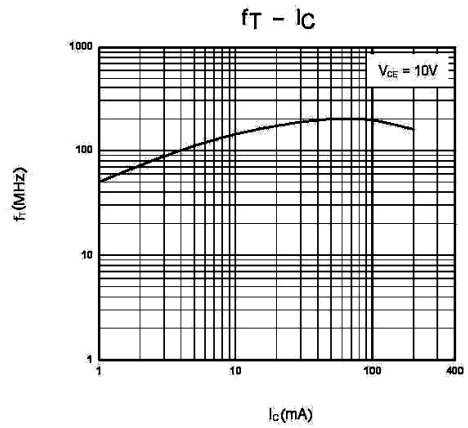
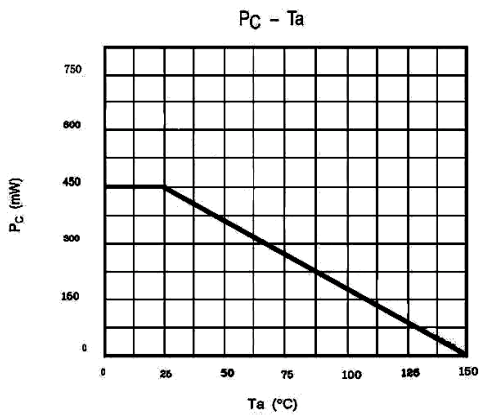
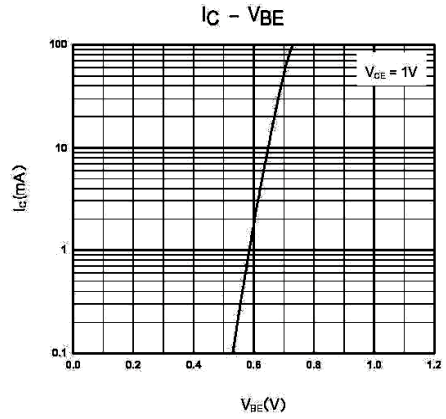
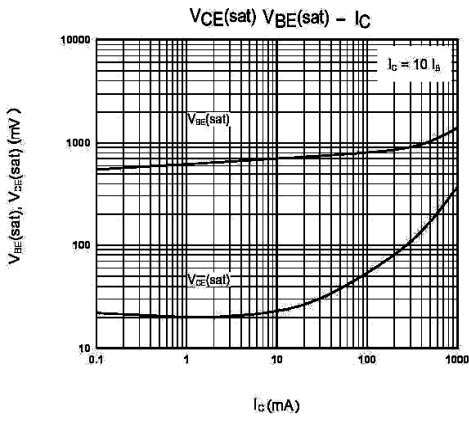
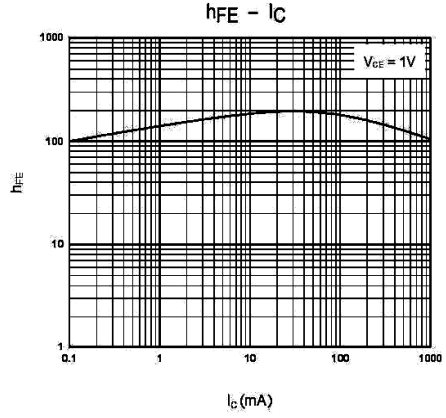
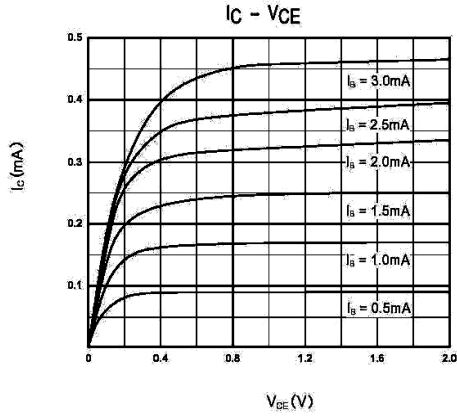
极限参数 / Absolute Maximum Ratings(Ta=25°C)

参数 Parameter	符号 Symbol	数值 Rating	单位 Unit
Collector to Base Voltage	V_{CBO}	-40	V
Collector to Emitter Voltage	V_{CEO}	-25	V
Emitter to Base Voltage	V_{EBO}	-6.0	V
Collector Current	I_C	-800	mA
Base Current	I_B	-200	mA
Collector Power Dissipation	P_C	450	mW
Junction Temperature	T_j	150	°C
Storage Temperature Range	T_{stg}	-65~150	°C

电性能参数 / Electrical Characteristics(Ta=25°C)

参数 Parameter	符号 Symbol	测试条件 Test Conditions	最小值 Min	典型值 Typ	最大值 Max	单位 Unit
Collector to Base Breakdown Voltage	V_{CBO}	$I_C=-0.1mA$ $I_E=0$	-40			V
Collector to Emitter Breakdown Voltage	V_{CEO}	$I_C=-2.0mA$ $I_B=0$	-25			V
Emitter to Base Breakdown Voltage	V_{EBO}	$I_E=-0.1mA$ $I_C=0$	-6.0			V
Collector Cut-Off Current	I_{CBO}	$V_{CB}=-35V$ $I_E=0$			-0.1	μA
Emitter Cut-off Current	I_{EBO}	$V_{EB}=-6.0V$ $I_C=0$			-0.1	μA
DC Current Gain	$h_{FE(1)}$	$V_{CE}=-1.0V$ $I_C=-100mA$	85		300	
	$h_{FE(2)}$	$V_{CE}=-1.0V$ $I_C=-500mA$	40			
	$h_{FE(3)}$	$V_{CE}=-1.0V$ $I_C=-5.0mA$	45			
Collector-Emitter Saturation Voltage	$V_{CE(sat)}$	$I_C=-500mA$ $I_B=-50mA$		-0.28	-0.6	V
Base-Emitter Saturation Voltage	$V_{BE(sat)}$	$I_C=-500mA$ $I_B=-50mA$		-0.98	-1.2	V
Base-Emitter Voltage	V_{BE}	$V_{CE}=-1.0V$ $I_C=-10mA$		-0.66	-1.0	V
Transition Frequency	f_T	$V_{CE}=-10V$ $I_C=-50mA$	100	200		MHz
Collector Output Capacitance	C_{ob}	$V_{CB}=-10V$ $I_E=0$ $f=1.0MHz$		15		pF

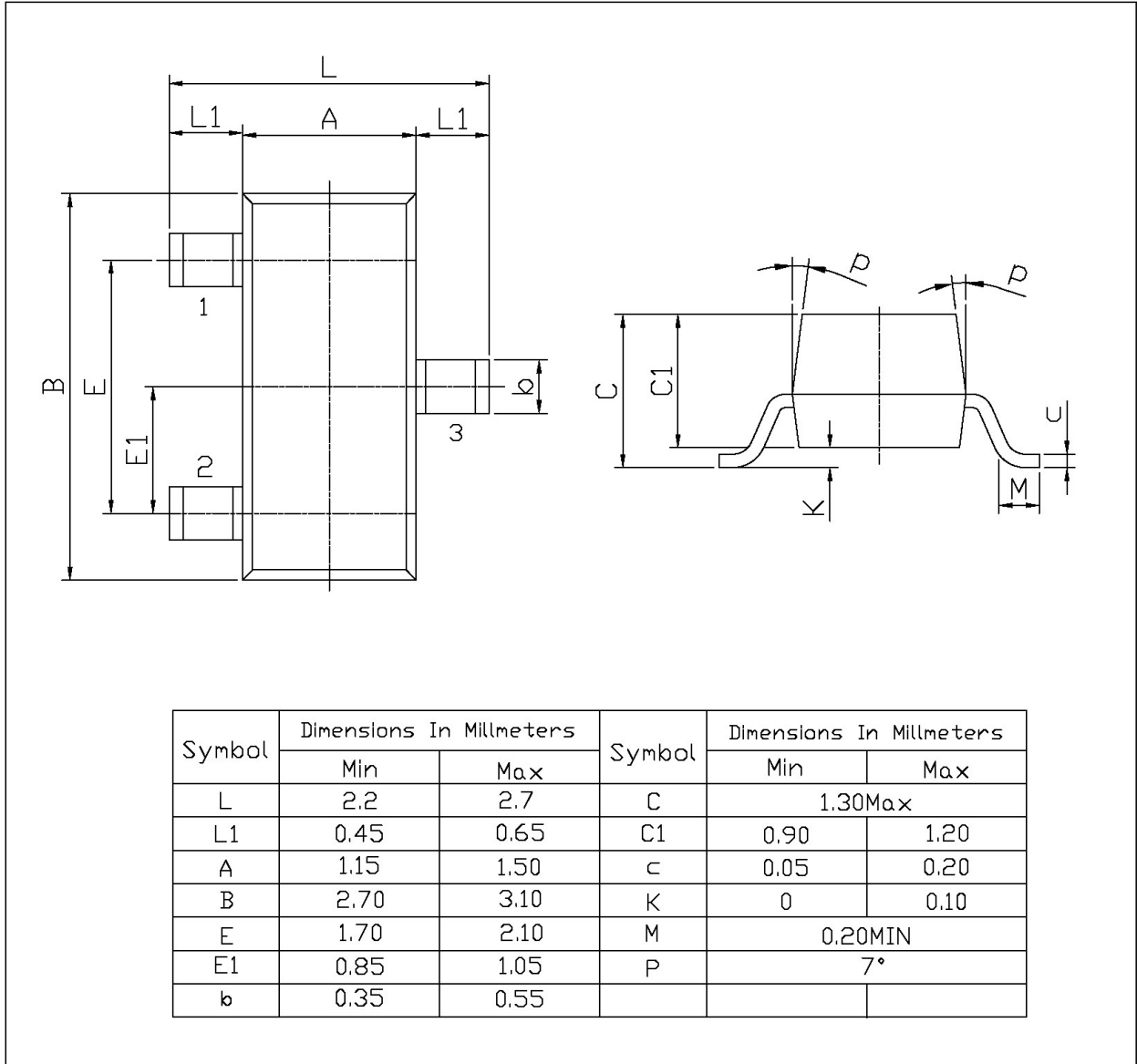
电参数曲线图 / Electrical Characteristic Curve



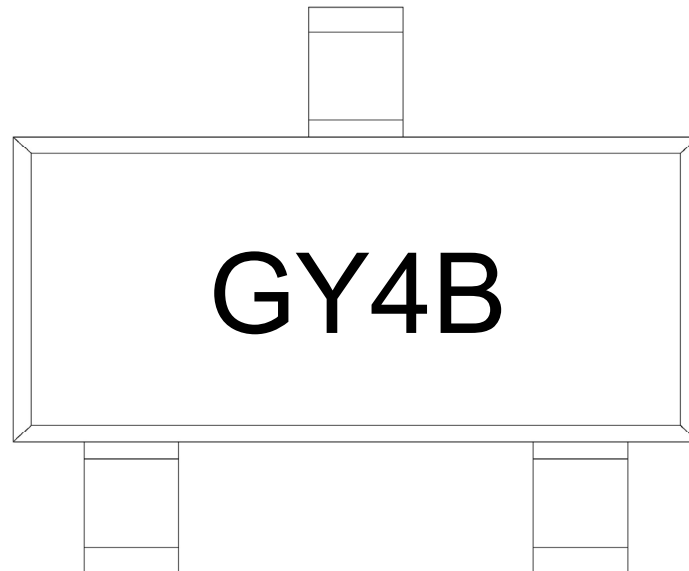
外形尺寸图 / Package Dimensions

SOT-23

单位: mm



印章说明 / Marking Instructions



说明：

G： 为无卤产品代码

Y4： 为型号代码

B： 为 h_{FE} 档次代码

Note:

G： Halogen Free Product Code

Y4： Product Type Code

B： h_{FE} Classifications Symbol Code

回流焊温度曲线图(无铅) / Temperature Profile for IR Reflow Soldering(Pb-Free)



说明：

- 1、预热温度 25 ~ 150°C，时间 60 ~ 90sec;
- 2、峰值温度 245±5°C，时间持续为 5±0.5sec;
- 3、焊接制程冷却速度为 2 ~ 10°C/sec.

Note:

- 1.Preheating:25~150°C, Time:60~90sec.
- 2.Peak Temp.:245±5°C, Duration:5±0.5sec.
3. Cooling Speed: 2~10°C/sec.

耐焊接热试验条件 / Resistance to Soldering Heat Test Conditions

温度：260±5°C

时间：10±1 sec.

Temp.:260±5°C

Time:10±1 sec

包装规格 / Packaging SPEC.

卷盘包装 / REEL

Package Type 封装形式	Units 包装数量					Dimension 包装尺寸 (unit: mm ³)		
	Units/Reel 只/卷盘	Reels/Inner Box 卷盘/盒	Units/Inner Box 只/盒	Inner Boxes/Outer Box 盒/箱	Units/Outer Box 只/箱	Reel	Inner Box 盒	Outer Box 箱
SOT-23	3,000	10	30,000	6	180,000	7" ×8	180×120×180	390×385×205

使用说明 / Notices