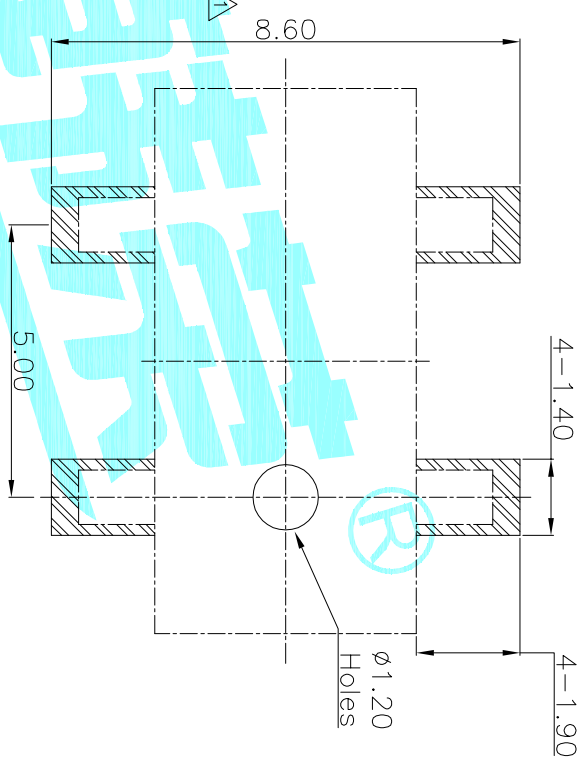
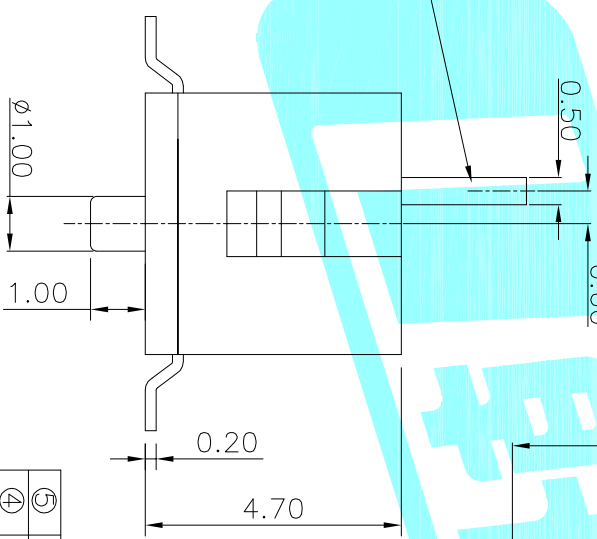
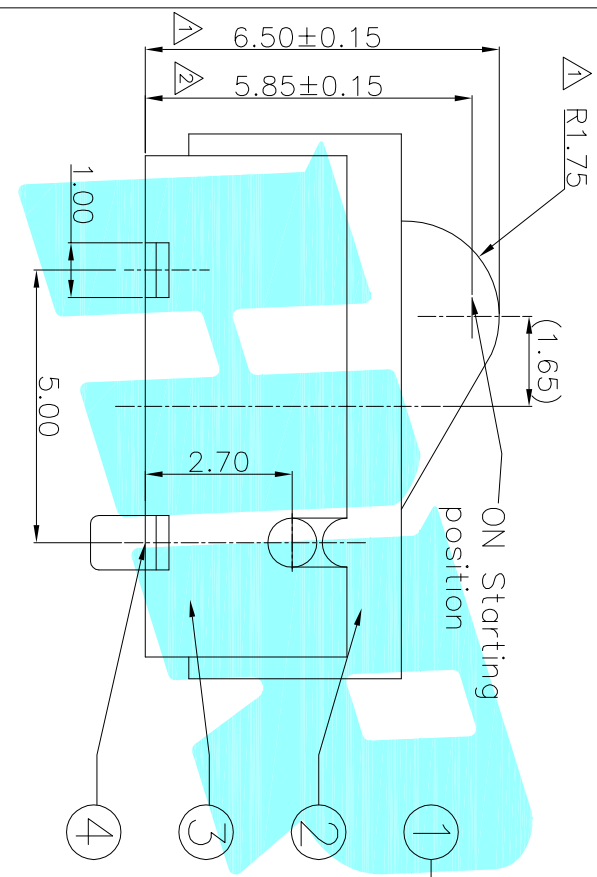


Circuit Diagram



PCB Layout(Pattern side)



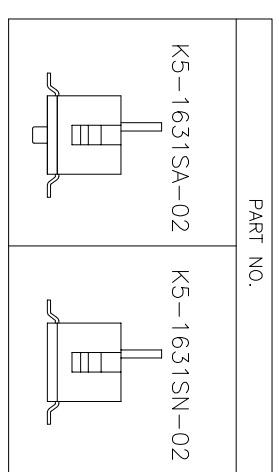
NOTE:  
 Rating: DC 30V 0.1A  
 Operating Force: 30±10gf  
 Lifetime: 100,000 Cycles

ECN NO.	REV.	DATE.	DESCRIPTION.	CHANGE.	CHECK.	APPRO.
	A		NEW			
	B					
	C					

ITEM	PART NAME	TER'NO.	QTY.	MATERIAL	FINISHING	REMARK
⑤	Contact Spring	—	1	Be Alloy	Ag Plated	—
④	Terminal	—	4	Brass	Ag Plated	—
③	Housing	—	1	LCP	Black	—
②	Cover	—	1	LCP	Black	—
①	Slider	—	1	LCP	Black	—

DRAWN		DATE	
JKUNJLU		2017/5/22	
CHECKED		TITLE:	
		DETECTOR SWITCHS	
APPROVALS		PART NO.	
TOLERANCES ARE		SCALE: 1:1	
30~0.1±	±0.30	ANGLE	PROJ.
10~30	±0.20	UNIT: mm	SHEET 1 OF 1
5~10	±0.15	DRAWING NO.	
~5	±0.10		



**HRP**  
 ELECTRONICS CO.,LTD