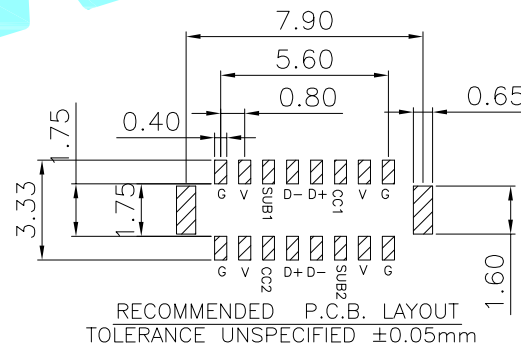
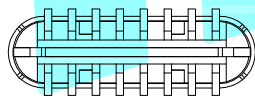
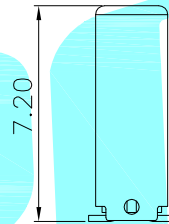
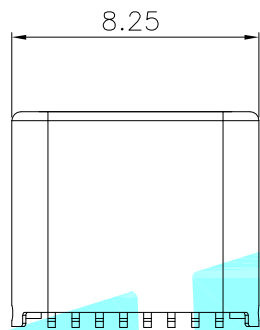



GND			Vbus	D-	D+		Vbus			GND	
A1	A2	A3	A4	A5	A6	A7	A8	A9	A10	A11	A12
B12	B11	B10	B9	B8	B7	B6	B5	B4	B3	B2	B1



### 主要特性:

- 1 额定电流: 0.5A
- 2 接触阻抗:  $30\text{m}\Omega$  MAX
- 3 绝缘阻抗:  $100\text{M}\Omega$  MIN 250V DC
- 4 耐压测试: 250V AC
- 5 沾锡性: 温度  $250 \pm 5^\circ\text{C}$ , 时间  $5 \pm 0.5\text{s}$
- 6 整体插入力:  $3.57\text{kgf}$  MAX  
整体拔出力:  $1.02\text{kgf}$  MIN

NO.	DESCRIPTION	MATERIAL	COLOR	REMARK
4	PLASTIC	HIGH TEMP	BLACK/WHITE	UL 94V-0
3	Latch	STAINLESS STEEL	—	Ni Plated
2	TERMINAL	COPPER ALLOY	—	Gold Plated
1	SHELL	STAINLESS STEEL	—	Ni Plated

APPROVALS		DATE	HRO 睿 ELECTRONICS CO.,LTD		
DRAWN	D.J.LV	2017/12/26	TITLE:	USB CONNECTOR	
CHECKED			PART NO.	TYPE-C-31-G-06	
APPROVALS			UNIT: mm	SCALE: 1:1	PROJ:
TOLERANCES ARE	30~125 $\pm 0.30$	10~30 $\pm 0.20$	ANGLE	UNIT: mm	SCALE: 1:1
	5~10 $\pm 0.15$	~ 5 $\pm 0.10$	$\pm 2'$	DRAWING NO.	SHEET 1 OF 1

ECN NO.	REV.	DATE.	DESCRIPTION.	CHANGE.	CHECK.	APPRO.
	A		NEW			