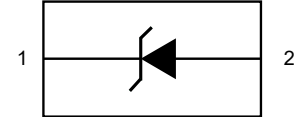


**Description**

The PZ2FD4V2H is packaged in a DFN1006-2L surface mount package that has a power dissipation of 250mW. They are designed to provide voltage regulation protection and are especially attractive in situations where space is at a premium.



**Feature**

- Standard zener breakdown voltage range 5.1V
- DFN1006-2L package
- Steady state power rating of 250mW
- ESD rating of class 3(>16kV)per human body model
- RoHS compliant transient

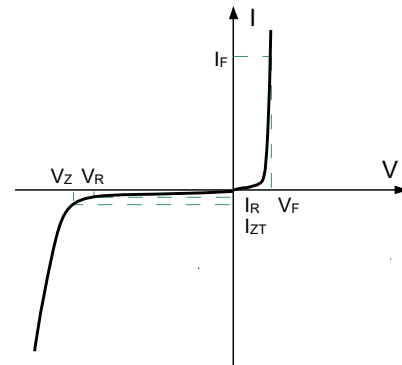
**Applications**

- Cellular phones
- Hand held portables
- High density PC boards

**Mechanical Characteristics**

- Mounting position: Any
- Qualified max reflow temperature:260°C
- Device meets MSL 1 requirements
- DFN1006-2L without plating

**Electronics Parameter**



**Electrical characteristics per line@( unless otherwise specified)**

Parameter	Symbol	Conditions	Min.	Typ.	Max.	Units
Reverse Zener Voltage	V <sub>Z</sub>	I <sub>ZT</sub> = 5mA	4.9	5.1	5.6	V
Maximum Zener Impedance	Z <sub>ZT</sub>	I <sub>ZT</sub> = 5mA	-	-	55	Ω
Maximum Zener Impedance	Z <sub>ZK</sub>	I <sub>ZK</sub> =0.5mA	-	-	500	Ω
Reverse Leakage Current	I <sub>R</sub>	V <sub>R</sub> =4.2V	-	-	20	μA
Forward Voltage	V <sub>F</sub>	I <sub>F</sub> = 100mA	-	-	1.25	V
Max.Capacitance	C	V <sub>R</sub> =4V, f = 1MHz	-	-	300	pF

## Absolute maximum rating@25°C

Rating	Symbol	Value	Units
Total Device Dissipation FR-5 Board	$P_D$	250	mW
Thermal Resistance, Junction-to-Ambient	$R_{\theta JA}$	500	°C/W
Storage Temperature	$T_J, T_{STG}$	-65 to +150	°C

## Typical Characteristics

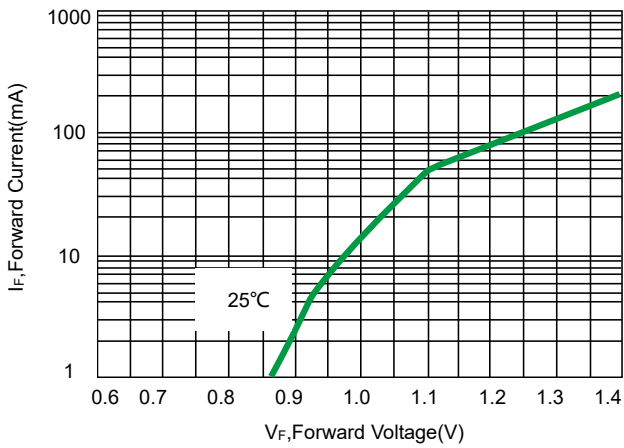


Fig 1. Typical Forward Voltage

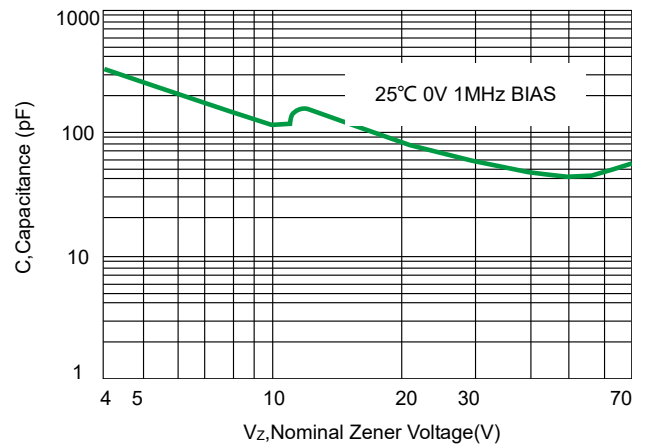


Fig 2. Typical Capacitance

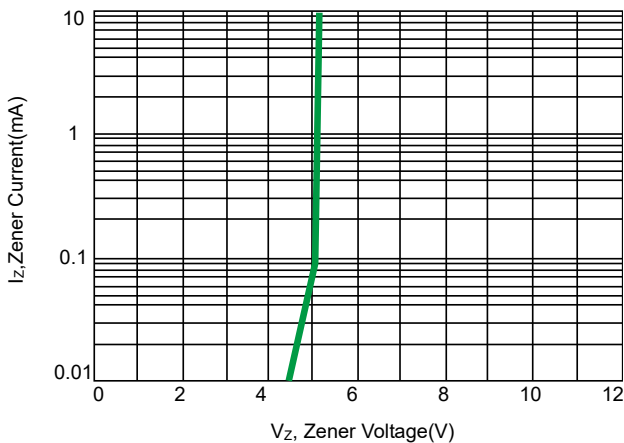


Fig 3. Zener Voltage versus Zener Current

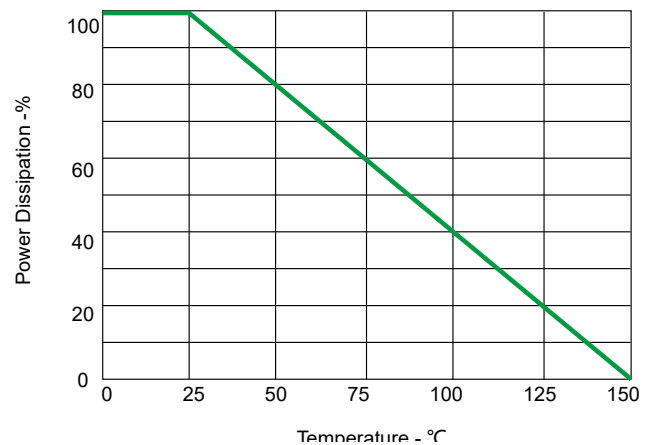
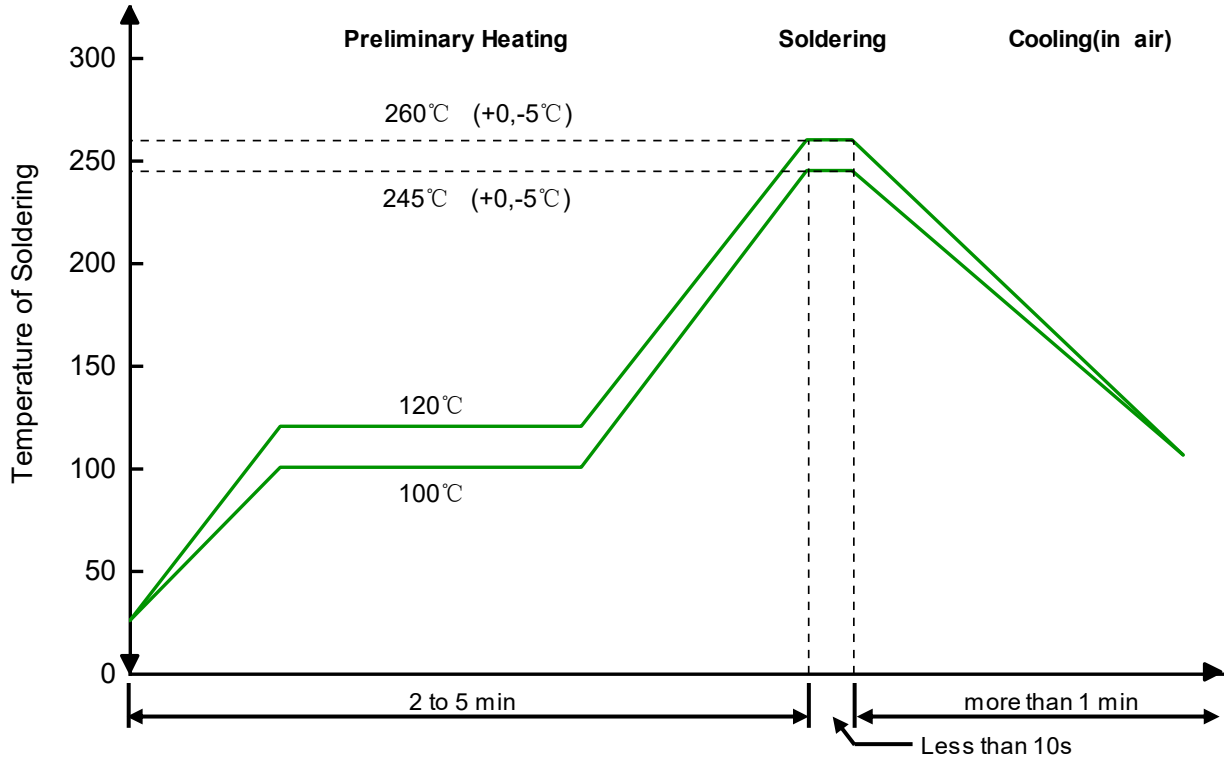


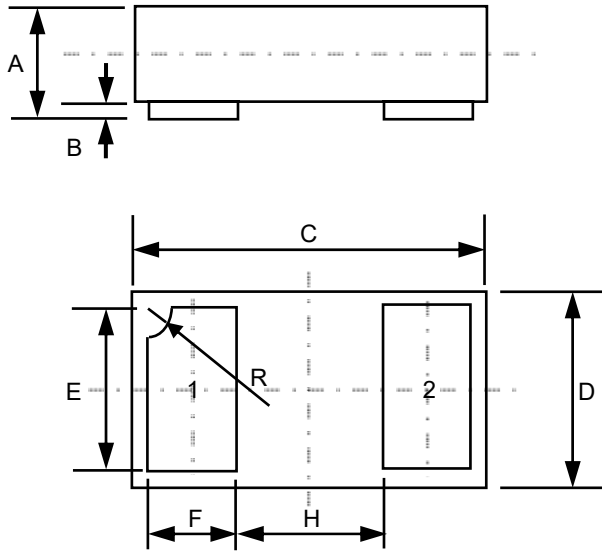
Fig 4. Steady State Power Detating

Solder Reflow Recommendation

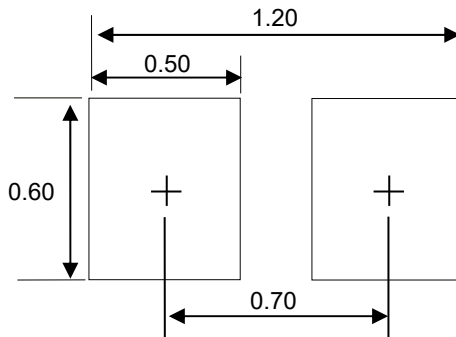


Remark: Pb free for 260°C; Pb for 245°C.

Product dimension (DFN1006-2L)



Dim	Inches		Millimeters	
	MIN	MAX	MIN	MAX
A	0.013	0.020	0.34	0.50
B	0.000	0.002	0.00	0.05
C	0.037	0.043	0.95	1.080
D	0.022	0.027	0.55	0.680
E	0.016	0.024	0.40	0.60
F	0.008	0.012	0.20	0.30
H	0.015Typ.		0.40Typ.	
R	0.001	0.005	0.05	0.15



Unit:mm

Suggested PCB Layout

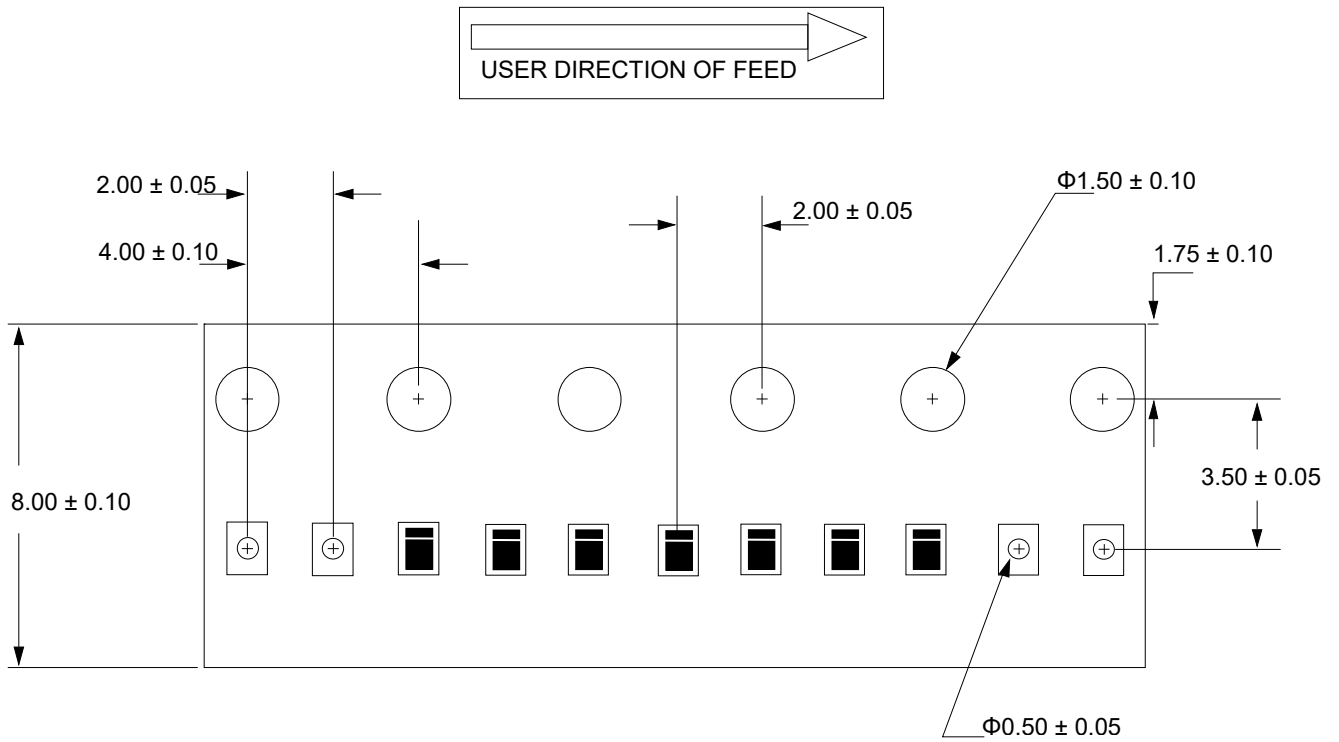
Ordering information



Ordering information


Device	Package	Reel	Shipping
PZ2FD4V2H	DFN1006-2L (Pb-Free)	7"	8000 / Tape & Reel

Load with information



Unit: mm


**IMPORTANT NOTICE**

 and **Prisemi**<sup>®</sup> are registered trademarks of **Prisemi Electronics Co., Ltd (Prisemi)** ,Prisemi reserves the right to make changes without further notice to any products herein. Prisemi makes no warranty, representation or guarantee regarding the suitability of its products for any particular purpose, nor does Prisemi assume any liability arising out of the application or use of any product or circuit, and specifically disclaims any and all liability, including without limitation special, consequential or incidental damages. “Typical” parameters which may be provided in Prisemi data sheets and/or specifications can and do vary in different applications and actual performance may vary over time. All operating parameters, including “Typicals” must be validated for each customer application by customer’s technical experts. Prisemi does not convey any license under its patent rights nor the rights of others. The products listed in this document are designed to be used with ordinary electronic equipment or devices, Should you intend to use these products with equipment or devices which require an extremely high level of reliability and the malfunction of with would directly endanger human life (such as medical instruments, aerospace machinery, nuclear-reactor controllers, fuel controllers and other safety devices), please be sure to consult with our sales representative in advance.

Website: <http://www.prisemi.com>

For additional information, please contact your local Sales Representative.

©Copyright 2009, Prisemi Electronics

 **Prisemi**<sup>®</sup> is a registered trademark of Prisemi Electronics.

All rights are reserved.