

**Power Inductor AWVF Series**

**Automotive  
AEC-Q200**

RoHS Compliant  
Halogen Free  
REACH Compliant



**Part Numbering**

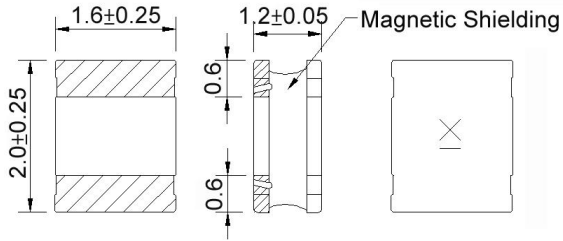
| A     | WVF         | 00           | 404018               | 1R0             | M         | 00            |
|-------|-------------|--------------|----------------------|-----------------|-----------|---------------|
| Grade | Series Name | Control Code | Dimensions Code (mm) | Inductance (uH) | Tolerance | Internal Code |
|       |             |              | 201612 2.0x1.6x1.2   | R47 0.47        | M ±20%    |               |
|       |             |              | 252010 2.5x2.0x1.02  | 1R0 1.0         | T ±30%    |               |
|       |             |              | 252012 2.5x2.0x1.2   | 101 100         |           |               |
|       |             |              | 303010 3.0x3.0x1.02  |                 |           |               |
|       |             |              | 303012 3.0x3.0x1.2   |                 |           |               |
|       |             |              | 303015 3.0x3.0x1.5   |                 |           |               |
|       |             |              | 404012 4.0x4.0x1.02  |                 |           |               |
|       |             |              | 404015 4.0x4.0x1.5   |                 |           |               |
|       |             |              | 404018 4.0x4.0x1.9   |                 |           |               |
|       |             |              | 404026 4.0x4.0x2.6   |                 |           |               |
|       |             |              | 505020 5.0x5.0x2.0   |                 |           |               |
|       |             |              | 606020 6.0x6.0x2.0   |                 |           |               |
|       |             |              | 606028 6.0x6.0x2.8   |                 |           |               |
|       |             |              | 808040 8.0x8.0x4.0   |                 |           |               |

**Power Inductor AWVF Series**

**Automotive  
AEC-Q200**

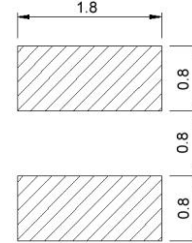
**AWVF00201612 Type**

**■ Dimensions**



unit:mm

**■ Recommended Land Pattern**



unit:mm

**■ Electrical Characteristics**

| Part No.           | Inductance (uH) | Test Freq. | RDC (Ω)±30% | Isat(A) Typ.(Max) | Irms(A) Typ.(Max) | Tolerance (±%) | Marking |
|--------------------|-----------------|------------|-------------|-------------------|-------------------|----------------|---------|
| AWVF00201612R47□00 | 0.47            | 1MHz,200mV | 0.051       | 2.70(2.40)        | 2.30(2.00)        | 20,30          | A       |
| AWVF00201612R68□00 | 0.68            | 1MHz,200mV | 0.074       | 2.20(1.90)        | 2.00(1.80)        | 20,30          | L       |
| AWVF002016121R5□00 | 1.5             | 1MHz,200mV | 0.130       | 1.60(1.40)        | 1.40(1.30)        | 20,30          | D       |
| AWVF002016126R8□00 | 6.8             | 1MHz,200mV | 0.465       | 0.82(0.73)        | 0.78(0.70)        | 20,30          | H       |

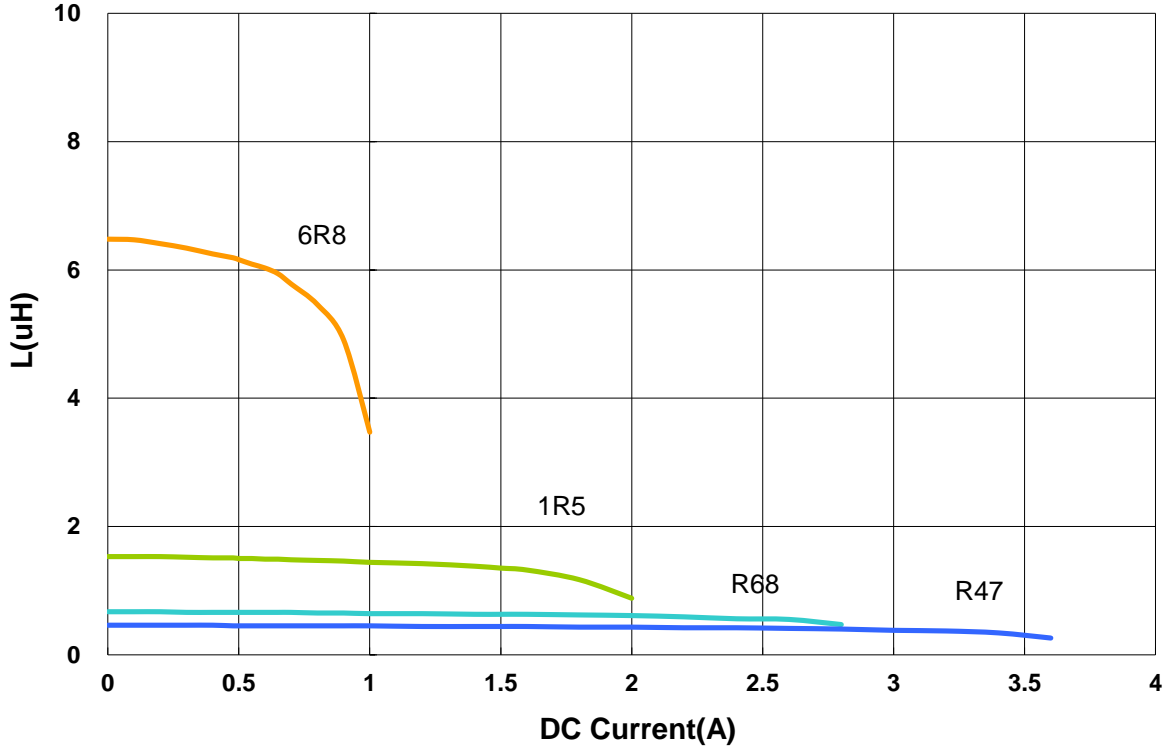
**Note: When ordering, please specify tolerance code. Tolerance: M=±20% / T=±30%**

1. Operating temperature range - 40°C ~ 125°C
2. Isat for Inductance drop 30% from its value without current
3. I rms for a 40°C temperature rise from 25°C ambient with current
4. Measure Equipment:  
 L: Agilent HP4287A+Agilent HP16197A  
 RDC: DIGITAL MILLINHM METER CHROMA 16502, or equivalent  
 Isat: Agilent HP4284A  
 I rms: Agilent HP4284A

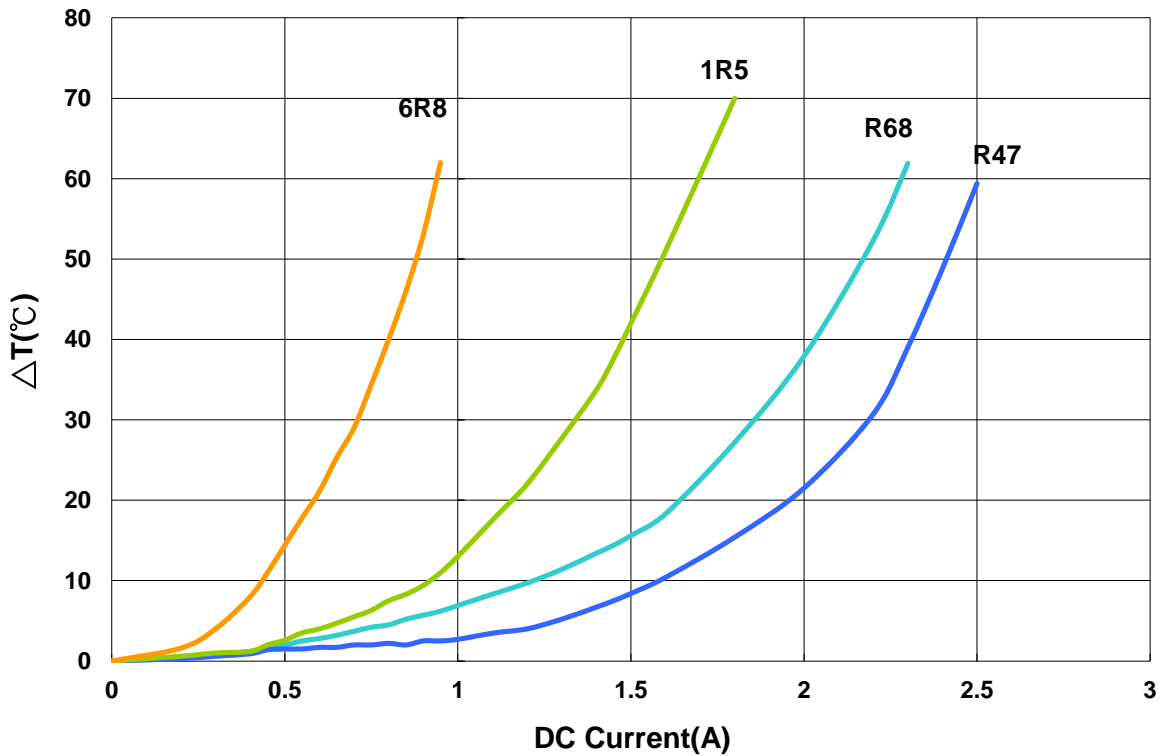
AWVF00201612 Type

■ Characteristics Graph

Inductance vs. DC Current



Temperature Change vs. DC Current

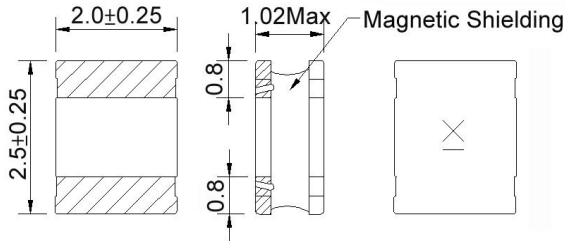


**Power Inductor AWVF Series**

**Automotive  
AEC-Q200**

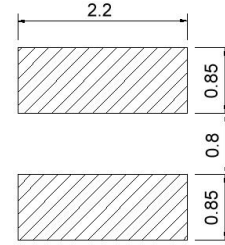
**AWVF00252010 Type**

**■ Dimensions**



unit:mm

**■ Recommended Land Pattern**



unit:mm

**■ Electrical Characteristics**

| Part No.           | Inductance (uH) | Test Freq. | RDC (Ω)±30% | Isat(A) Typ.(Max) | Irms(A) Typ.(Max) | Tolerance (±%) | Marking |
|--------------------|-----------------|------------|-------------|-------------------|-------------------|----------------|---------|
| AWVF00252010R47□00 | 0.47            | 1MHz,200mV | 0.045       | 2.80(2.50)        | 2.30(2.00)        | 20,30          | A       |
| AWVF002520101R0□00 | 1.0             | 1MHz,200mV | 0.066       | 1.90(1.70)        | 2.00(1.80)        | 20,30          | B       |
| AWVF002520101R5□00 | 1.5             | 1MHz,200mV | 0.095       | 1.70(1.50)        | 1.80(1.60)        | 20,30          | C       |
| AWVF002520104R7□00 | 4.7             | 1MHz,200mV | 0.285       | 0.92(0.82)        | 0.95(0.85)        | 20,30          | F       |
| AWVF00252010100□00 | 10              | 1MHz,200mV | 0.535       | 0.60(0.54)        | 0.70(0.63)        | 20,30          | H       |
| AWVF00252010150□00 | 15              | 1MHz,200mV | 0.810       | 0.50(0.45)        | 0.55(0.49)        | 20,30          | I       |
| AWVF00252010220□00 | 22              | 1MHz,200mV | 1.200       | 0.40(0.36)        | 0.44(0.39)        | 20,30          | J       |

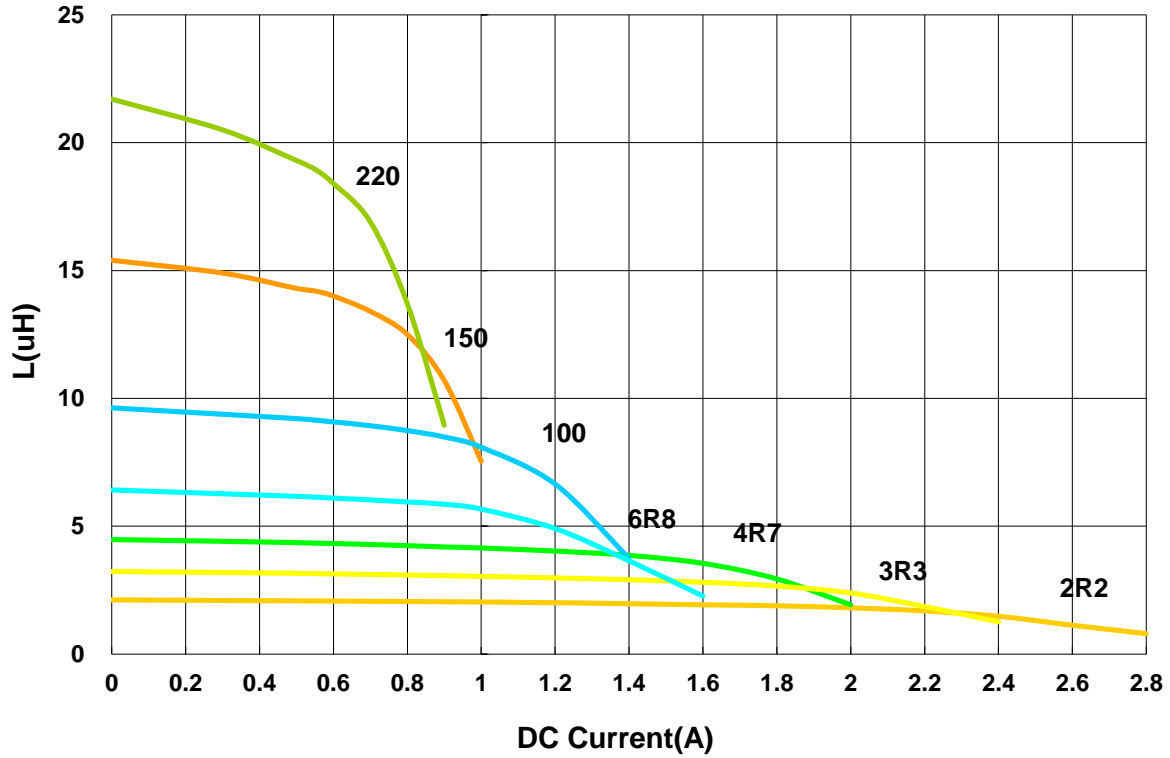
**Note: When ordering, please specify tolerance code. Tolerance: M=±20% / T=±30%**

1. Operating temperature range - 40°C ~ 125°C
2. Isat for Inductance drop 30% from its value without current
3. I rms for a 40°C temperature rise from 25°C ambient with current
4. Measure Equipment:  
 L: Agilent HP4287A+Agilent HP16197A  
 RDC: DIGITAL MILLINHM METER CHROMA 16502, or equivalent  
 Isat: Agilent HP4284A  
 I rms: Agilent HP4284A

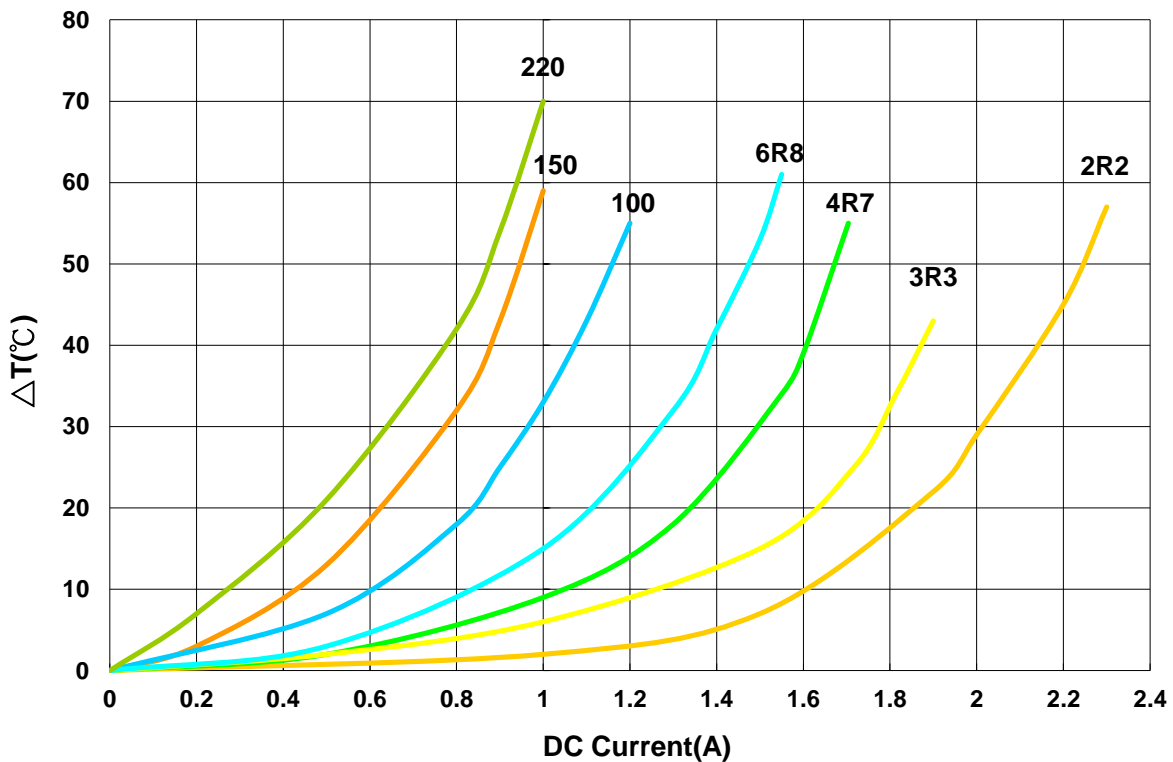
AWVF00252010 Type

■ Characteristics Graph

Inductance vs. DC Current



Temperature Change vs. DC Current

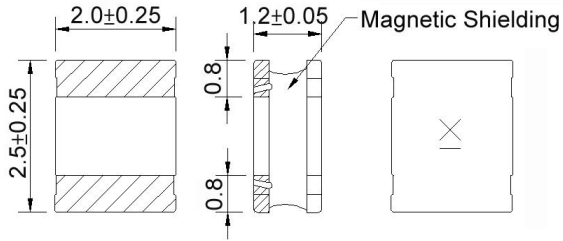


**Power Inductor AWVF Series**

**Automotive  
AEC-Q200**

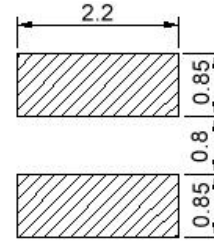
**AWVF00252012 Type**

**■ Dimensions**



unit:mm

**■ Recommended Land Pattern**



unit:mm

**■ Electrical Characteristics**

| Part No.           | Inductance (uH) | Test Freq. | RDC (Ω)±30% | Isat(A) Typ.(Max) | Irms(A) Typ.(Max) | Tolerance (±%) | Marking |
|--------------------|-----------------|------------|-------------|-------------------|-------------------|----------------|---------|
| AWVF00252012R50□00 | 0.5             | 1MHz,200mV | 0.028       | 3.50(3.10)        | 3.00(2.70)        | 20,30          | B       |
| AWVF002520121R0□00 | 1.0             | 1MHz,200mV | 0.050       | 2.50(2.20)        | 2.40(2.10)        | 20,30          | C       |
| AWVF002520121R2□00 | 1.2             | 1MHz,200mV | 0.053       | 2.10(1.80)        | 2.35(2.10)        | 20,30          | D       |
| AWVF002520121R5□00 | 1.5             | 1MHz,200mV | 0.068       | 1.95(1.70)        | 2.30(2.00)        | 20,30          | E       |
| AWVF002520122R2□00 | 2.2             | 1MHz,200mV | 0.080       | 1.80(1.60)        | 1.80(1.60)        | 20,30          | F       |
| AWVF002520123R3□00 | 3.3             | 1MHz,200mV | 0.130       | 1.45(1.20)        | 1.50(1.30)        | 20,30          | G       |
| AWVF002520124R7□00 | 4.7             | 1MHz,200mV | 0.190       | 1.10(0.98)        | 1.10(0.98)        | 20,30          | H       |
| AWVF002520125R6□00 | 5.6             | 1MHz,200mV | 0.210       | 1.05(0.93)        | 1.00(0.89)        | 20,30          | I       |
| AWVF002520126R8□00 | 6.8             | 1MHz,200mV | 0.300       | 0.95(0.84)        | 0.80(0.71)        | 20,30          | J       |
| AWVF00252012100□00 | 10              | 1MHz,200mV | 0.385       | 0.88(0.78)        | 0.70(0.62)        | 20,30          | K       |
| AWVF00252012150□00 | 15              | 1MHz,200mV | 0.570       | 0.68(0.60)        | 0.62(0.54)        | 20,30          | L       |
| AWVF00252012220□00 | 22              | 1MHz,200mV | 0.810       | 0.55(0.48)        | 0.53(0.46)        | 20,30          | M       |

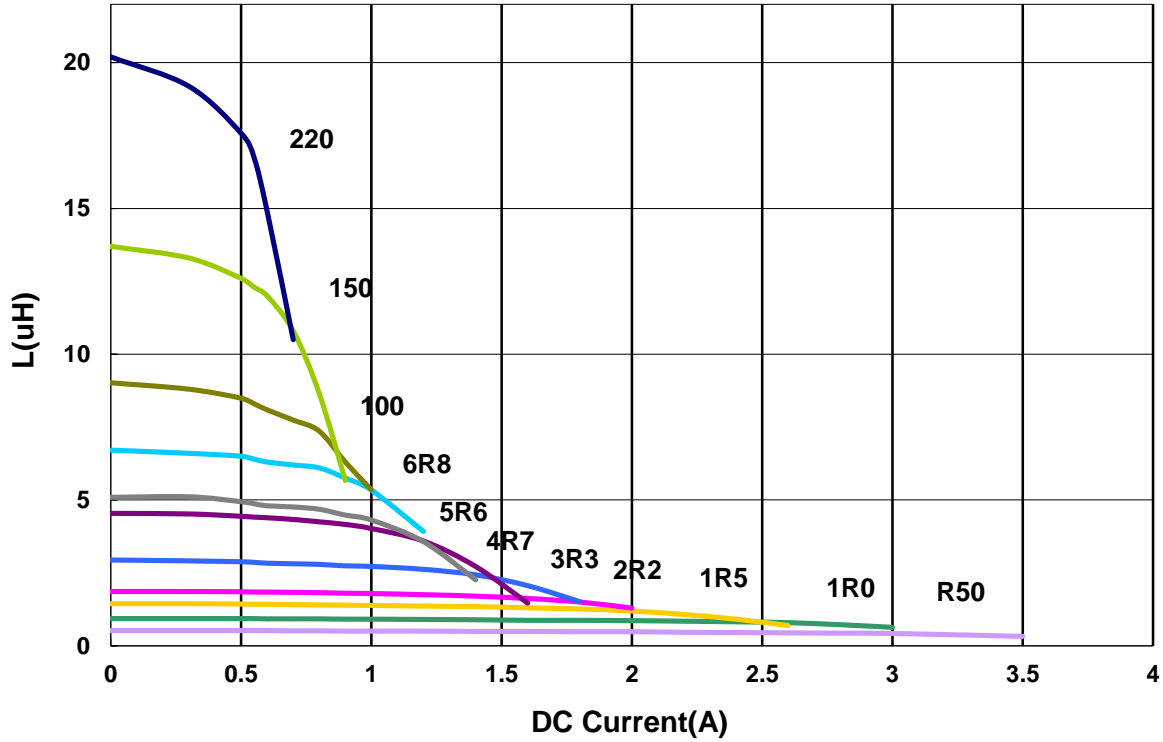
**Note: When ordering, please specify tolerance code. Tolerance: M=±20% / T=±30%**

1. Operating temperature range - 40°C ~ 125°C
2. Isat for Inductance drop 30% from its value without current
3. I rms for a 40°C temperature rise from 25°C ambient.
4. Measure Equipment:  
 L: Agilent/HP4287A+Agilent/HP16197A  
 RDC: Digital Milliohm Meter Chroma 16502, or equivalent  
 Isat: Agilent/HP4284A  
 I rms: Agilent/HP4284A

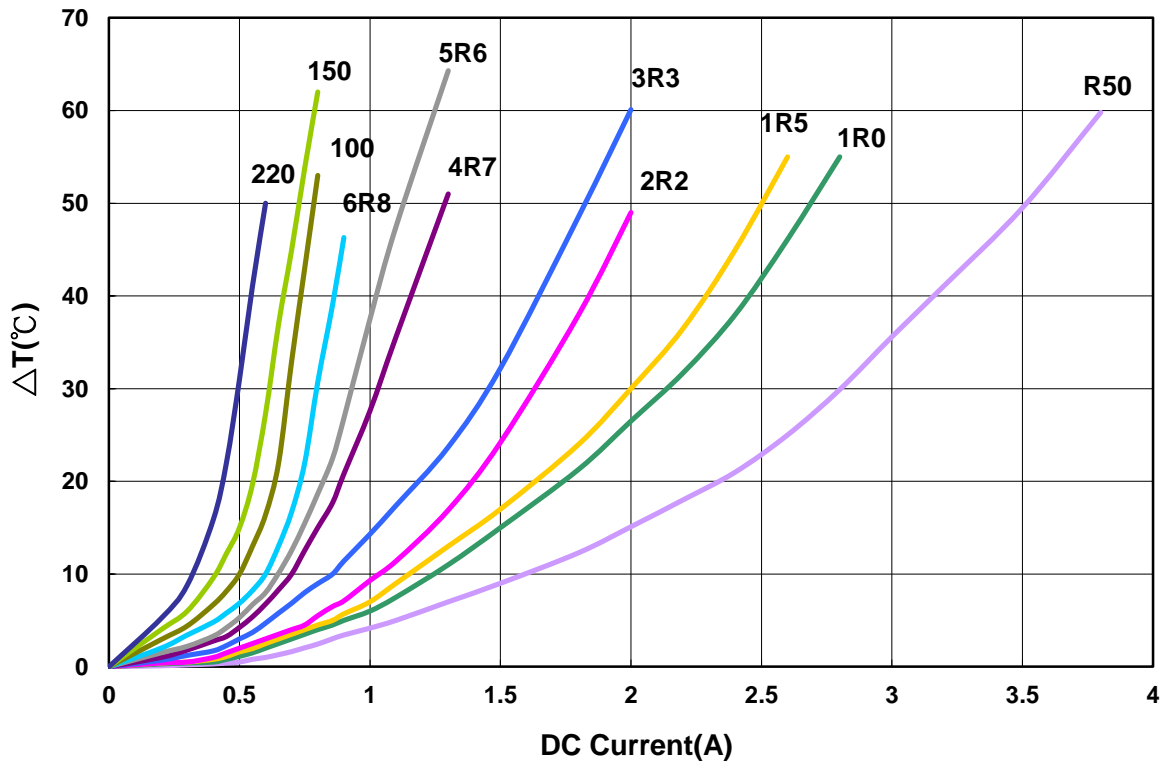
AWVF00252012 Type

■ Characteristics Graph

Inductance vs. DC Current



Temperature Change vs. DC Current

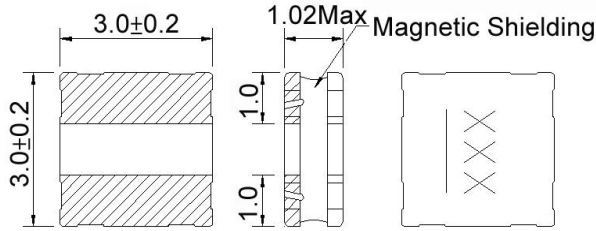


**Power Inductor AWVF Series**

**Automotive  
AEC-Q200**

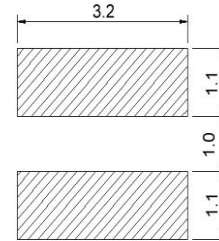
**AWVF00303010 Type**

**■ Dimensions**



unit:mm

**■ Recommended Land Pattern**



unit:mm

**■ Electrical Characteristics**

| Part No.           | Inductance (uH) | Test Freq. | RDC (Ω)±30% | Isat(A) Typ.(Max) | Irms(A) Typ.(Max) | Tolerance (±%) | Marking |
|--------------------|-----------------|------------|-------------|-------------------|-------------------|----------------|---------|
| AWVF003030101R5□00 | 1.5             | 1MHz,200mV | 0.085       | 1.80(1.60)        | 1.70(1.50)        | 20,30          | 1R5     |
| AWVF003030102R2□00 | 2.2             | 1MHz,200mV | 0.100       | 1.50(1.30)        | 1.40(1.20)        | 20,30          | 2R2     |
| AWVF003030104R7□00 | 4.7             | 1MHz,200mV | 0.205       | 1.00(0.90)        | 0.95(0.85)        | 20,30          | 4R7     |
| AWVF003030106R8□00 | 6.8             | 1MHz,200mV | 0.310       | 0.87(0.78)        | 0.85(0.76)        | 20,30          | 6R8     |
| AWVF00303010100□00 | 10              | 1MHz,200mV | 0.430       | 0.64(0.57)        | 0.63(0.56)        | 20,30          | 100     |
| AWVF00303010150□00 | 15              | 1MHz,200mV | 0.625       | 0.56(0.50)        | 0.55(0.49)        | 20,30          | 150     |
| AWVF00303010220□00 | 22              | 1MHz,200mV | 0.870       | 0.47(0.42)        | 0.46(0.41)        | 20,30          | 220     |
| AWVF00303010470□00 | 47              | 1MHz,200mV | 1.750       | 0.29(0.26)        | 0.28(0.25)        | 20,30          | 470     |

**Note: When ordering, please specify tolerance code. Tolerance: M=±20% / T=±30%**

1. Operating temperature range - 40°C ~ 125°C
2. Isat for Inductance drop 30% from its value without current
3. I rms for a 40°C temperature rise from 25°C ambient with current
4. Measure Equipment:  
 L: Agilent HP4287A+Agilent HP16197A  
 RDC: DIGITAL MILLINHM METER CHROMA 16502, or equivalent  
 Isat: Agilent HP4284A  
 I rms: Agilent HP4284A



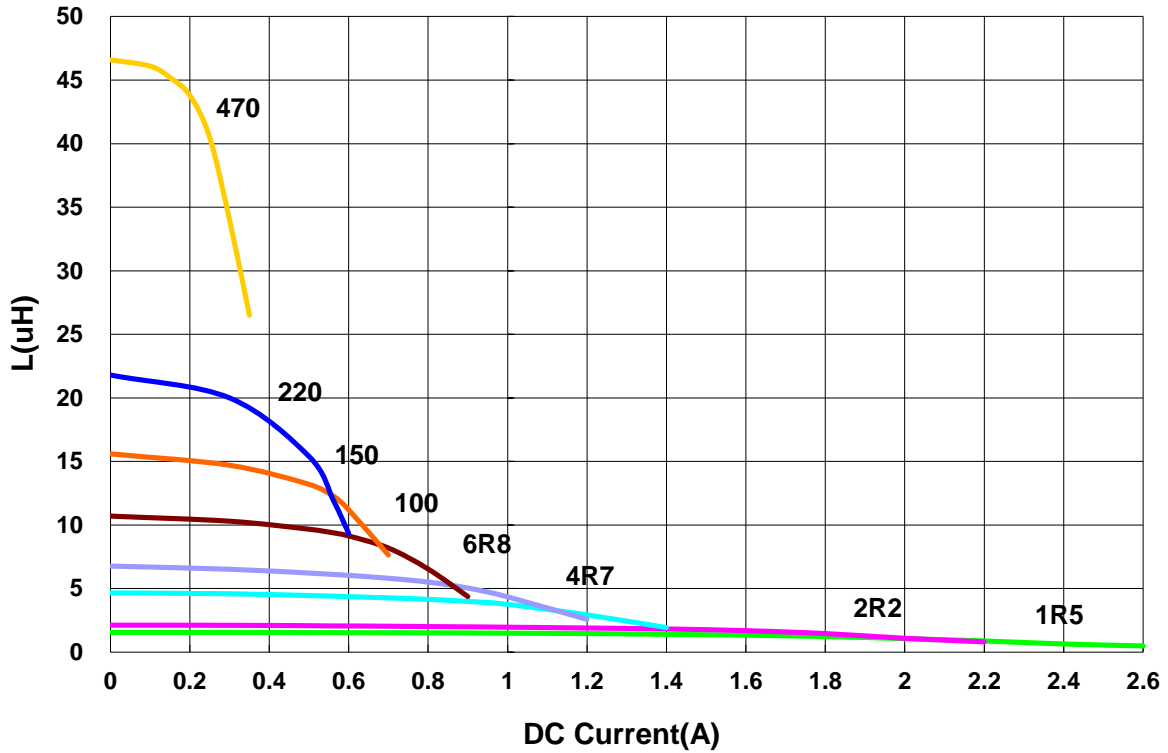
**Power Inductor AWVF Series**

**Automotive  
AEC-Q200**

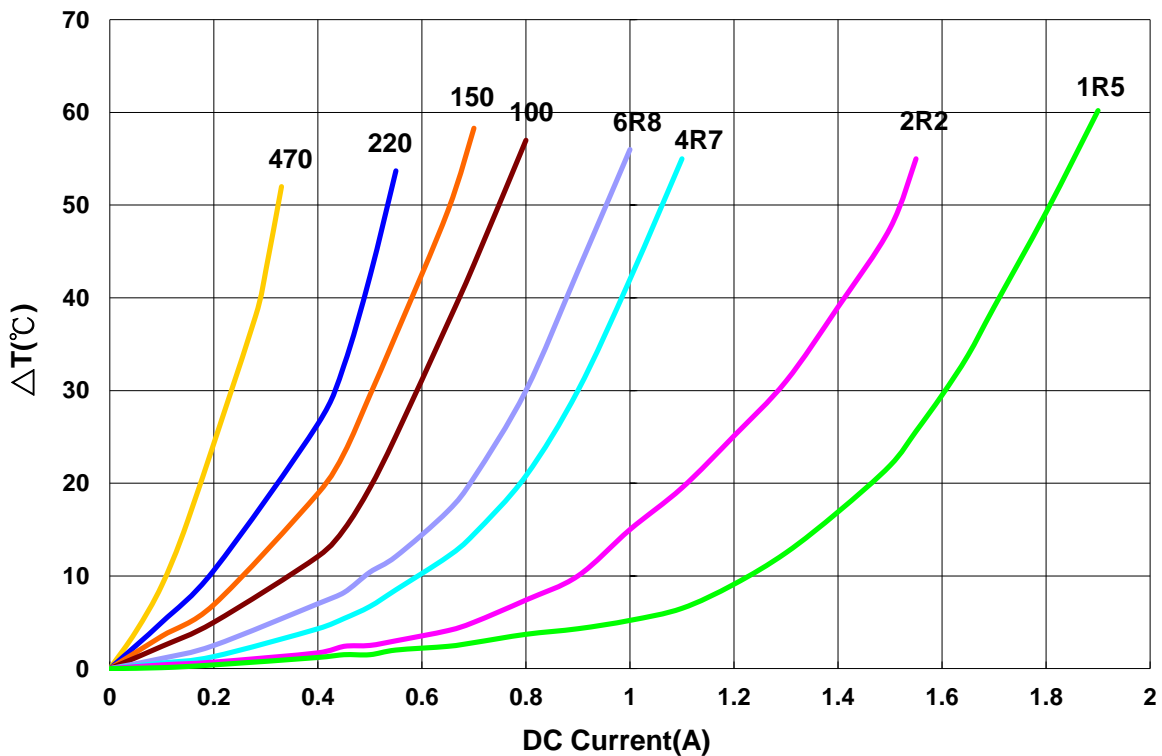
**AWVF00303010 Type**

**Characteristics Graph**

**Inductance vs. DC Current**



**Temperature Change vs. DC Current**

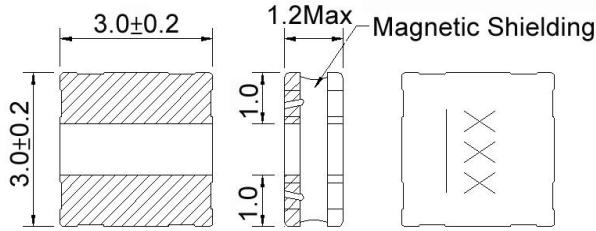


**Power Inductor AWVF Series**

**Automotive  
AEC-Q200**

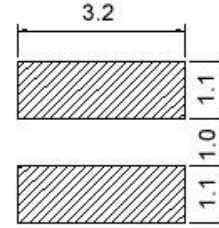
**AWVF00303012 Type**

**■ Dimensions**



unit:mm

**■ Recommended Land Pattern**



unit:mm

**■ Electrical Characteristics**

| Part No.           | Inductance (uH) | Test Freq. | RDC (Ω)±30% | Isat(A) Typ.(Max) | Irms(A) Typ.(Max) | Tolerance (±%) | Marking |
|--------------------|-----------------|------------|-------------|-------------------|-------------------|----------------|---------|
| AWVF003030122R2□00 | 2.2             | 1MHz,200mV | 0.092       | 2.10(1.80)        | 2.00(1.80)        | 20,30          | 2R2     |
| AWVF003030123R3□00 | 3.3             | 1MHz,200mV | 0.130       | 1.84(1.60)        | 1.80(1.60)        | 20,30          | 3R3     |
| AWVF003030124R7□00 | 4.7             | 1MHz,200mV | 0.180       | 1.56(1.40)        | 1.52(1.30)        | 20,30          | 4R7     |
| AWVF003030126R8□00 | 6.8             | 1MHz,200mV | 0.250       | 1.32(1.10)        | 1.30(1.10)        | 20,30          | 6R8     |
| AWVF00303012100□00 | 10              | 1MHz,200mV | 0.420       | 1.06(0.95)        | 1.00(0.90)        | 20,30          | 100     |
| AWVF00303012150□00 | 15              | 1MHz,200mV | 0.560       | 0.82(0.73)        | 0.80(0.72)        | 20,30          | 150     |
| AWVF00303012220□00 | 22              | 1MHz,200mV | 0.860       | 0.64(0.57)        | 0.62(0.55)        | 20,30          | 220     |
| AWVF00303012470□00 | 47              | 1MHz,200mV | 1.820       | 0.49(0.44)        | 0.43(0.38)        | 20,30          | 470     |

**Note: When ordering, please specify tolerance code. Tolerance: M=±20% / T=±30%**

1. Operating temperature range - 40°C ~ 125°C
2. Isat for Inductance drop 30% from its value without current
3. I rms for a 40°C temperature rise from 25°C ambient with current
4. Measure Equipment:  
 L: Agilent HP4287A+Agilent HP16197A  
 RDC: DIGITAL MILLINHM METER CHROMA 16502, or equivalent  
 Isat: Agilent HP4284A  
 I rms: Agilent HP4284A

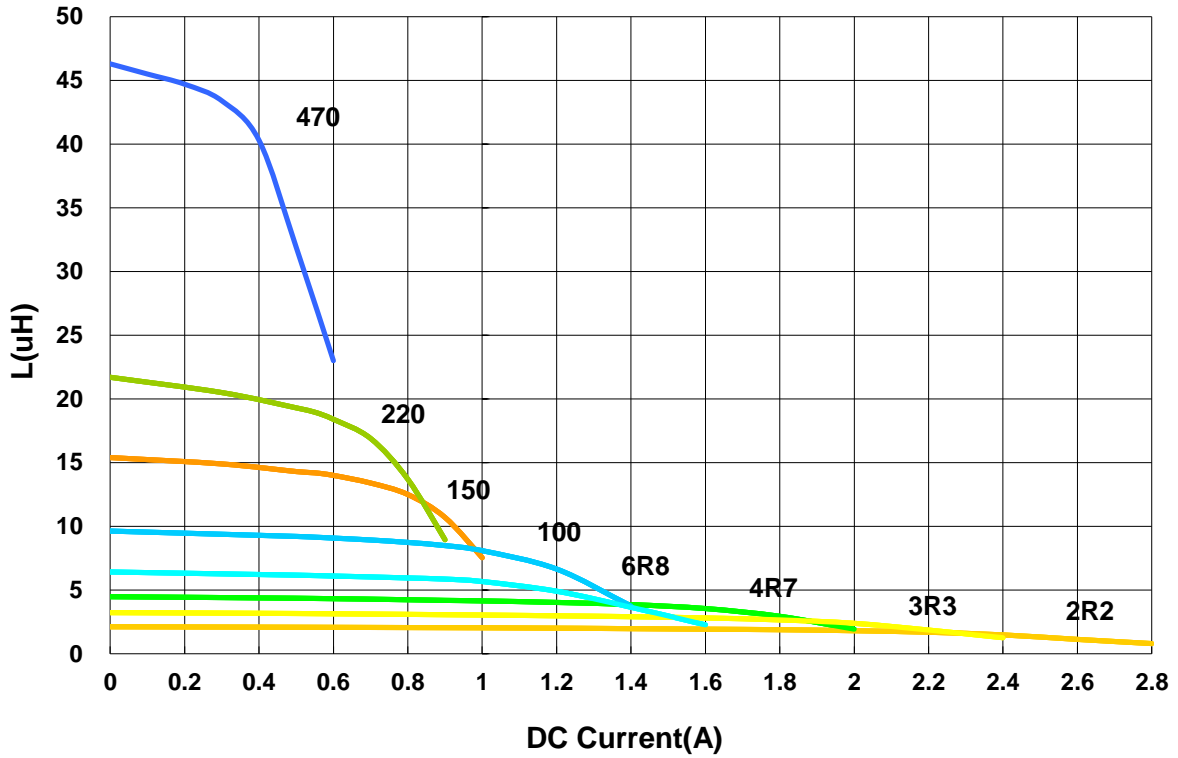
**Power Inductor AWVF Series**

**Automotive  
AEC-Q200**

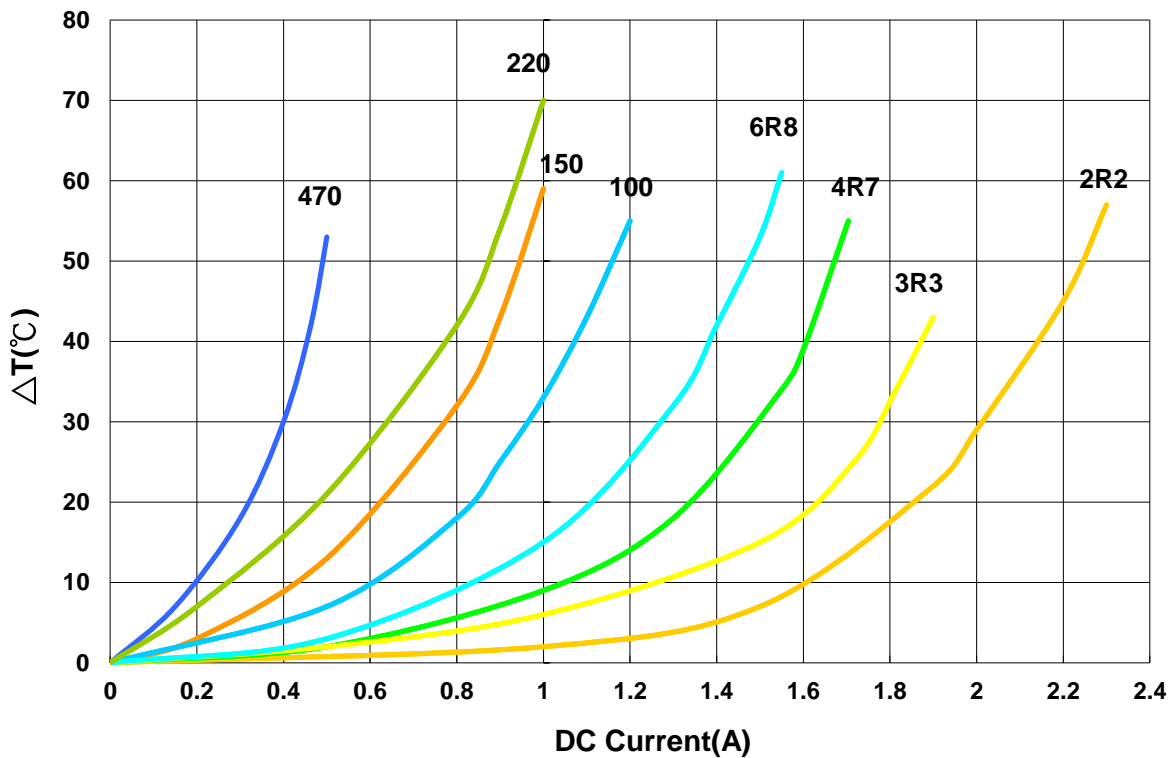
**AWVF00303012 Type**

**Characteristics Graph**

**Inductance vs. DC Current**



**Temperature Change vs. DC Current**

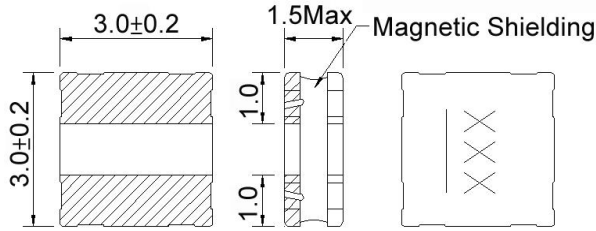


**Power Inductor AWFV Series**

**Automotive  
AEC-Q200**

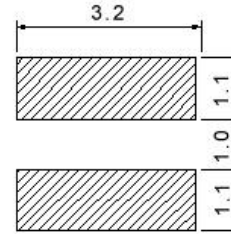
**AWVF00303015 Type**

**■ Dimensions**



unit:mm

**■ Recommended Land Pattern**



unit:mm

**■ Electrical Characteristics**

| Part No.           | Inductance (uH) | Test Freq. | RDC (Ω)±30% | Isat(A) Typ.(Max) | Irms(A) Typ.(Max) | Tolerance (±%) | Marking |
|--------------------|-----------------|------------|-------------|-------------------|-------------------|----------------|---------|
| AWVF00303015R47□00 | 0.47            | 1MHz,200mV | 0.036       | 4.70(4.20)        | 4.00(3.60)        | 20,30          | R47     |
| AWVF003030151R0□00 | 1.0             | 1MHz,200mV | 0.054       | 3.40(3.00)        | 3.00(2.70)        | 20,30          | 1R0     |
| AWVF003030151R5□00 | 1.5             | 1MHz,200mV | 0.063       | 3.00(2.70)        | 2.60(2.30)        | 20,30          | 1R5     |
| AWVF003030152R2□00 | 2.2             | 1MHz,200mV | 0.09        | 2.30(2.00)        | 2.00(1.80)        | 20,30          | 2R2     |
| AWVF003030153R3□00 | 3.3             | 1MHz,200mV | 0.125       | 1.90(1.70)        | 1.80(1.60)        | 20,30          | 3R3     |
| AWVF003030154R7□00 | 4.7             | 1MHz,200mV | 0.17        | 1.58(1.40)        | 1.52(1.30)        | 20,30          | 4R7     |
| AWVF003030156R8□00 | 6.8             | 1MHz,200mV | 0.235       | 1.34(1.20)        | 1.30(1.10)        | 20,30          | 6R8     |
| AWVF00303015100□00 | 10              | 1MHz,200mV | 0.36        | 1.06(0.95)        | 1.00(0.90)        | 20,30          | 100     |
| AWVF00303015150□00 | 15              | 1MHz,200mV | 0.55        | 0.90(0.81)        | 0.8(0.72)         | 20,30          | 150     |
| AWVF00303015220□00 | 22              | 1MHz,200mV | 0.77        | 0.76(0.68)        | 0.65(0.58)        | 20,30          | 220     |
| AWVF00303015330□00 | 33              | 1MHz,200mV | 0.93        | 0.65(0.58)        | 0.6(0.54)         | 20,30          | 330     |
| AWVF00303015470□00 | 47              | 1MHz,200mV | 1.5         | 0.52(0.46)        | 0.42(0.37)        | 20,30          | 470     |
| AWVF00303015101□00 | 100             | 1MHz,200mV | 2.7         | 0.36(0.32)        | 0.30(0.27)        | 20,30          | 101     |

**Note: When ordering, please specify tolerance code. Tolerance: M=±20% / T=±30%**

1. Operating temperature range - 40°C ~ 125°C
2. Isat for Inductance drop 30% from its value without current
3. I rms for a 40°C temperature rise from 25°C ambient with current
4. Measure Equipment:

L: Agilent HP4287A+Agilent HP16197A  
 RDC: DIGITAL MILLINHM METER CHROMA 16502, or equivalent  
 Isat: Agilent HP4284A  
 I rms: Agilent HP4284A

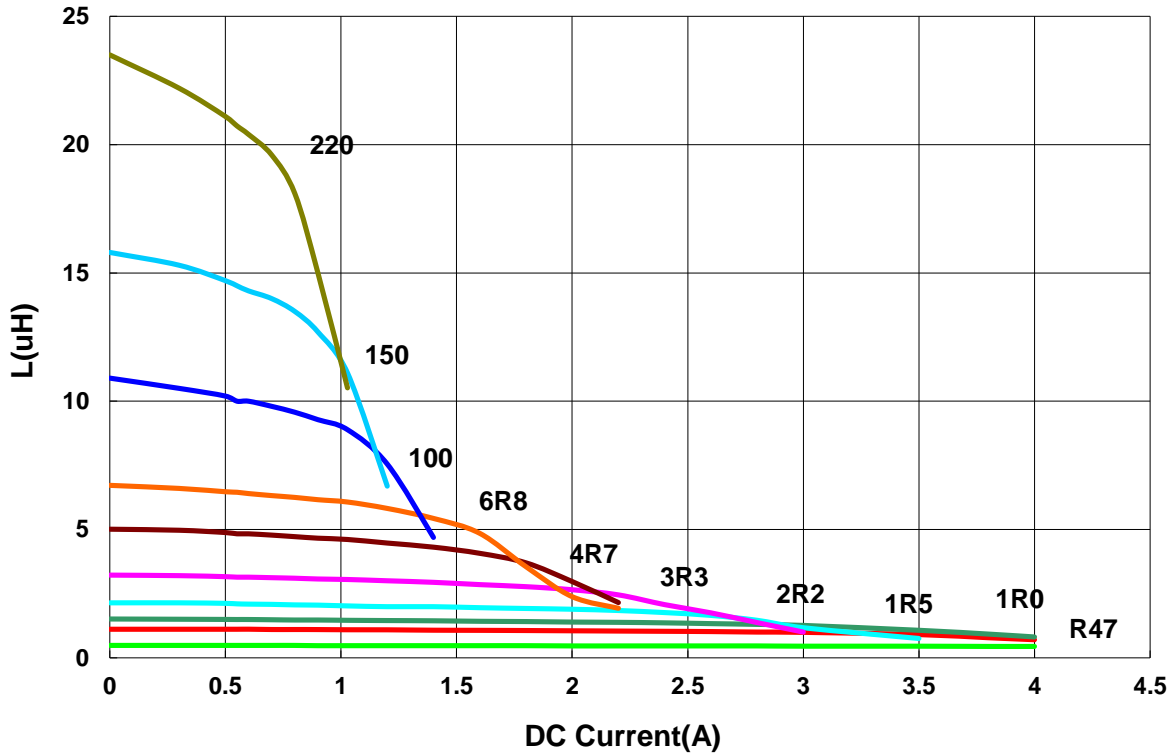
**Power Inductor AWVF Series**

**Automotive  
AEC-Q200**

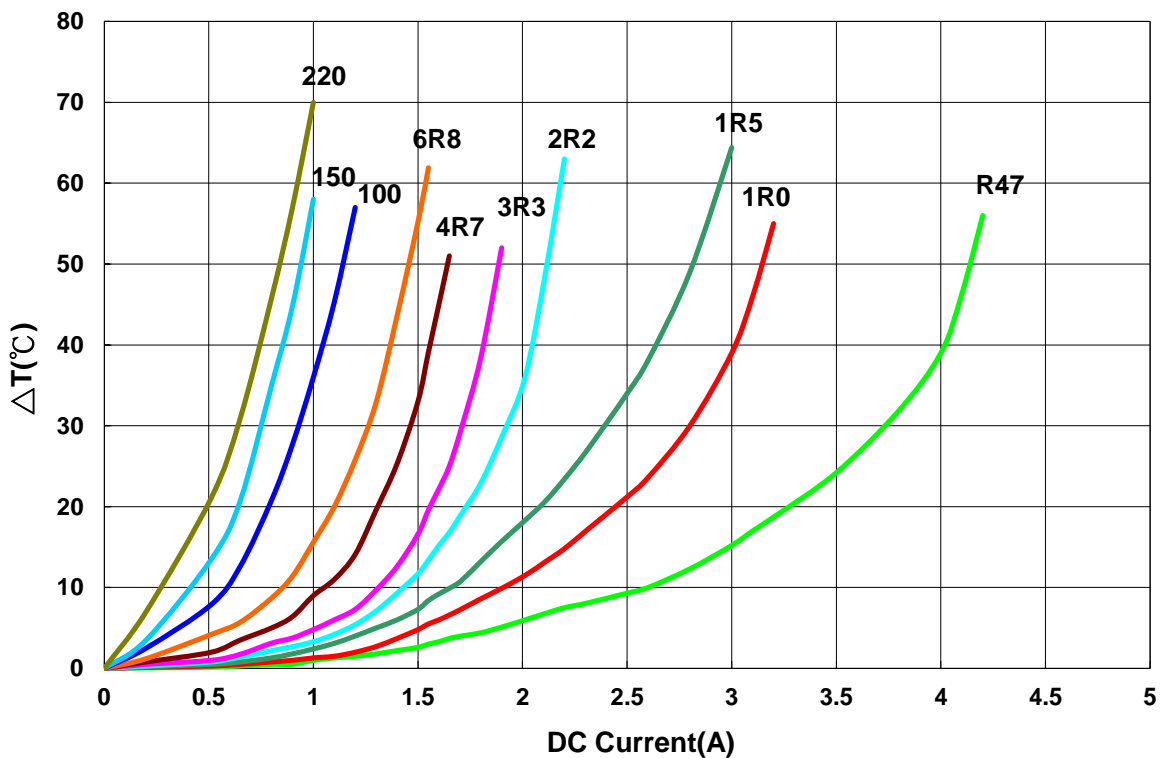
**AWVF00303015 Type**

**Characteristics Graph**

**Inductance vs. DC Current**



**Temperature Change vs. DC Current**



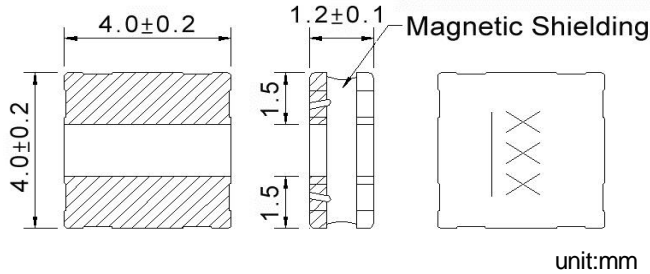
Please be sure to request approval specifications that provide further details of the products. Kindly note that the content of these specifications are subject to change or may be discontinued without prior notice. This product may not be designed/used in medical or high risk applications without Chilisin approval. Please contact our sales department before ordering.

**Power Inductor AWVF Series**

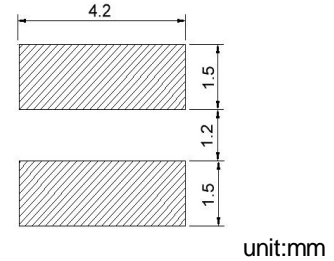
**Automotive  
AEC-Q200**

**AWVF00404012 Type**

**■ Dimensions**



**■ Recommended Land Pattern**



**■ Electrical Characteristics**

| Part No.           | Inductance (uH) | Test Freq. | RDC (Ω)±30% | Isat(A) Typ.(Max) | Irms(A) Typ.(Max) | Tolerance (±%) | Marking |
|--------------------|-----------------|------------|-------------|-------------------|-------------------|----------------|---------|
| AWVF004040123R3□00 | 3.3             | 1MHz,200mV | 0.072       | 1.5(1.30)         | 2.1(1.80)         | 20,30          | 3R3     |
| AWVF00404012100□00 | 10              | 1MHz,200mV | 0.190       | 0.9(0.81)         | 1.2(1.00)         | 20,30          | 100     |

**Note: When ordering, please specify tolerance code. Tolerance: M=±20% / T=±30%**

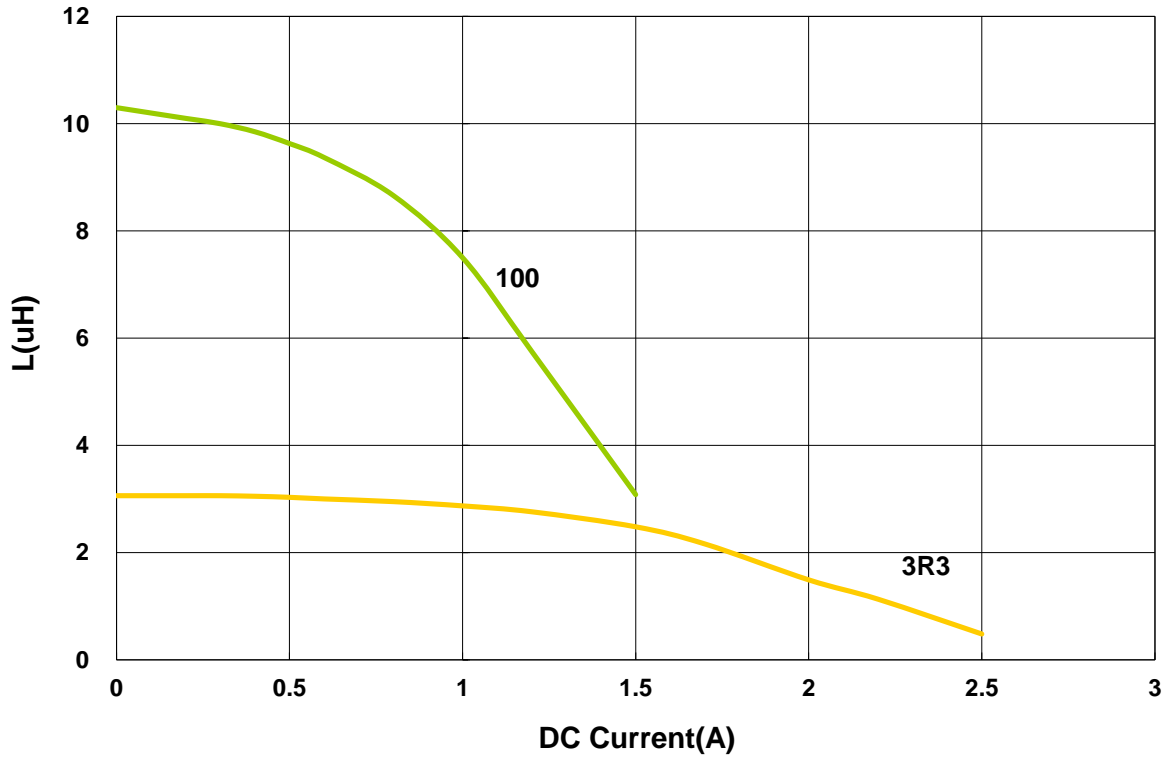
1. Operating temperature range - 40°C ~ 125°C
2. Isat for Inductance drop 30% from its value without current
3. I rms for a 40°C temperature rise from 25°C ambient with current
4. Measure Equipment:

- L: Agilent HP4284A+Agilent HP42841A
- RDC: DIGITAL MILLINHM METER CHROMA 16502, or equivalent
- Isat: Agilent HP4284A
- I rms: Agilent HP4284A

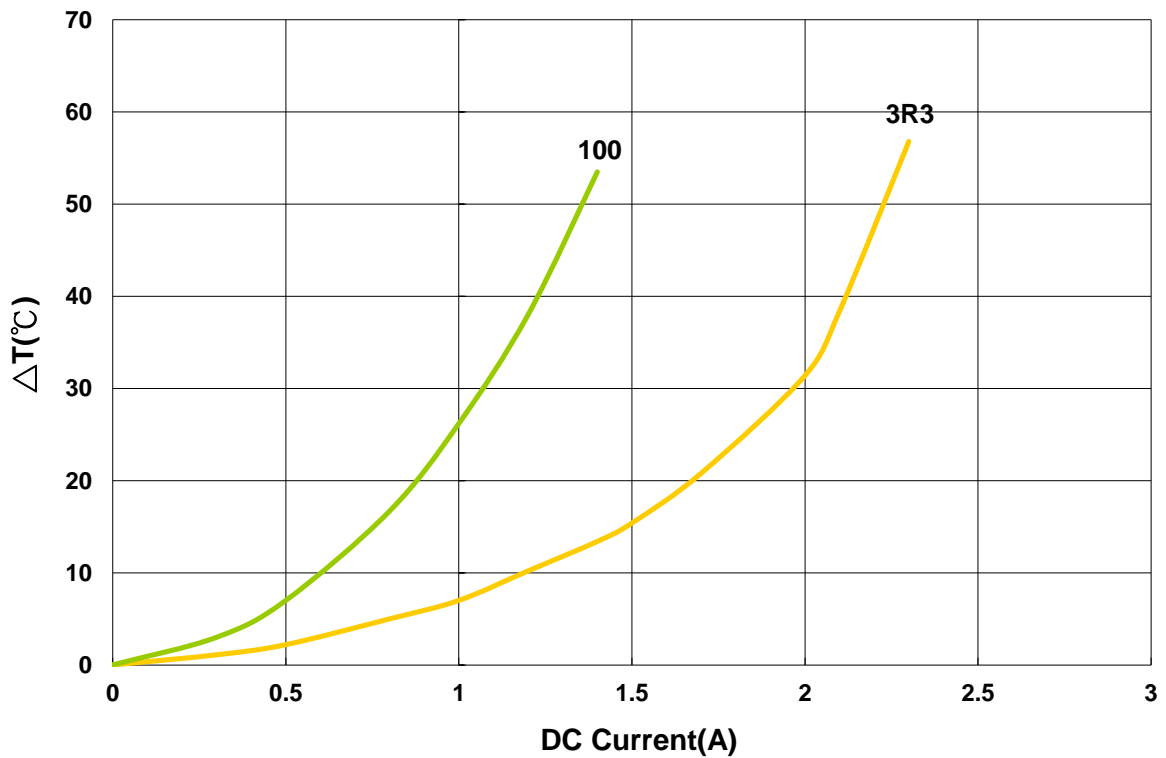
AWVF00404012 Type

■ Characteristics Graph

Inductance vs. DC Current



Temperature Change vs. DC Current

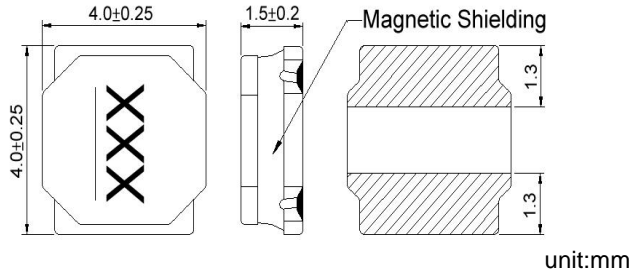


**Power Inductor AWVF Series**

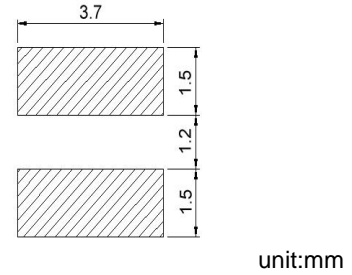
**Automotive  
AEC-Q200**

**AWVF00404015 Type**

**Dimensions**



**Recommended Land Pattern**



**Electrical Characteristics**

| Part No.           | Inductance (uH) | Test Freq. | RDC (Ω)±30% | Isat(A) Typ.(Max) | Irms(A) Typ.(Max) | Tolerance (±%) | Marking |
|--------------------|-----------------|------------|-------------|-------------------|-------------------|----------------|---------|
| AWVF00404015R47□00 | 0.47            | 1MHz,200mV | 0.019       | 4.00(3.60)        | 4.2(3.70)         | 20,30          | R47     |
| AWVF004040151R5□00 | 1.5             | 1MHz,200mV | 0.041       | 3.00(2.70)        | 3.2(2.80)         | 20,30          | 1R5     |
| AWVF004040152R2□00 | 2.2             | 1MHz,200mV | 0.054       | 2.30(2.00)        | 2.6(2.30)         | 20,30          | 2R2     |
| AWVF004040154R7□00 | 4.7             | 1MHz,200mV | 0.100       | 1.60(1.40)        | 1.8(1.60)         | 20,30          | 4R7     |
| AWVF004040156R8□00 | 6.8             | 1MHz,200mV | 0.138       | 1.40(1.20)        | 1.6(1.40)         | 20,30          | 6R8     |
| AWVF00404015100□00 | 10              | 1MHz,200mV | 0.200       | 1.00(0.90)        | 1.2(1.00)         | 20,30          | 100     |
| AWVF00404015150□00 | 15              | 1MHz,200mV | 0.300       | 0.92(0.82)        | 1.0(0.94)         | 20,30          | 150     |
| AWVF00404015220□00 | 22              | 1MHz,200mV | 0.400       | 0.72(0.64)        | 0.85(0.76)        | 20,30          | 220     |

**Note: When ordering, please specify tolerance code. Tolerance: M=±20% / T=±30%**

1. Operating temperature range - 40°C ~ 125°C
2. Isat for Inductance drop 30% from its value without current
3. I rms for a 40°C temperature rise from 25°C ambient with current
4. Measure Equipment:
  - L: Agilent HP4284A+Agilent HP42841A
  - RDC: DIGITAL MILLINHM METER CHROMA 16502, or equivalent
  - Isat: Agilent HP4284A
  - I rms: Agilent HP4284A



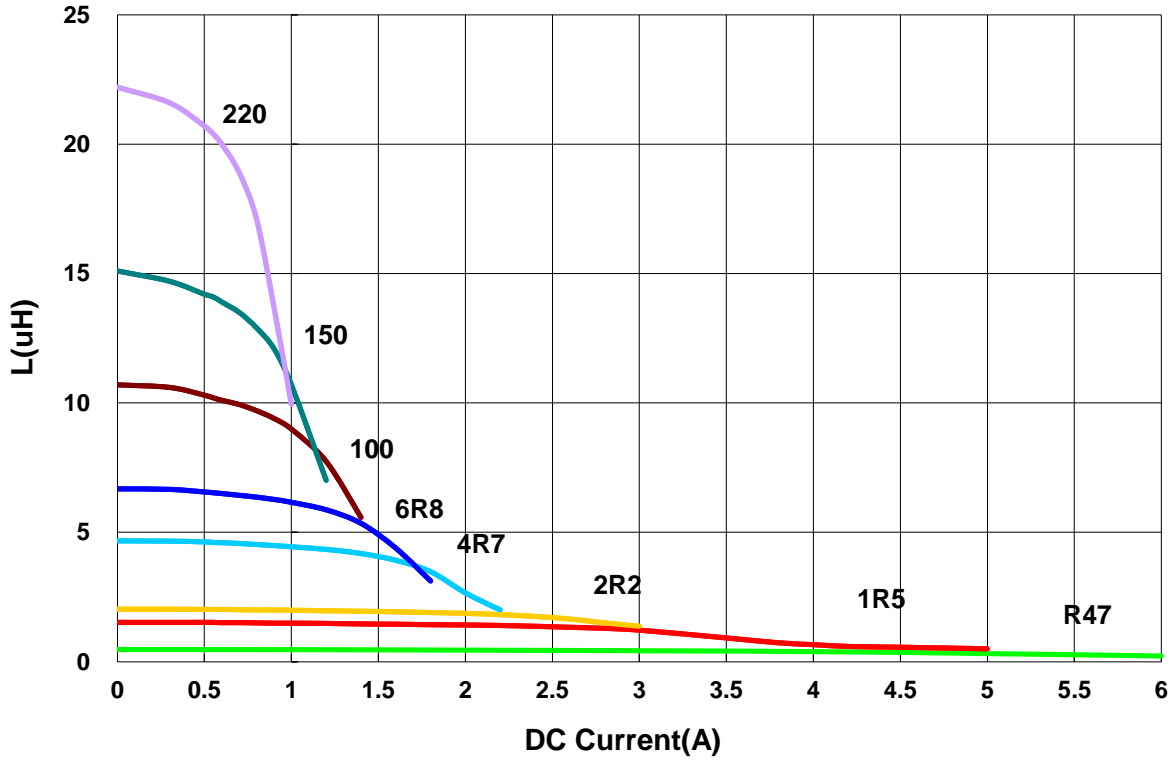
**Power Inductor AWVF Series**

**Automotive  
AEC-Q200**

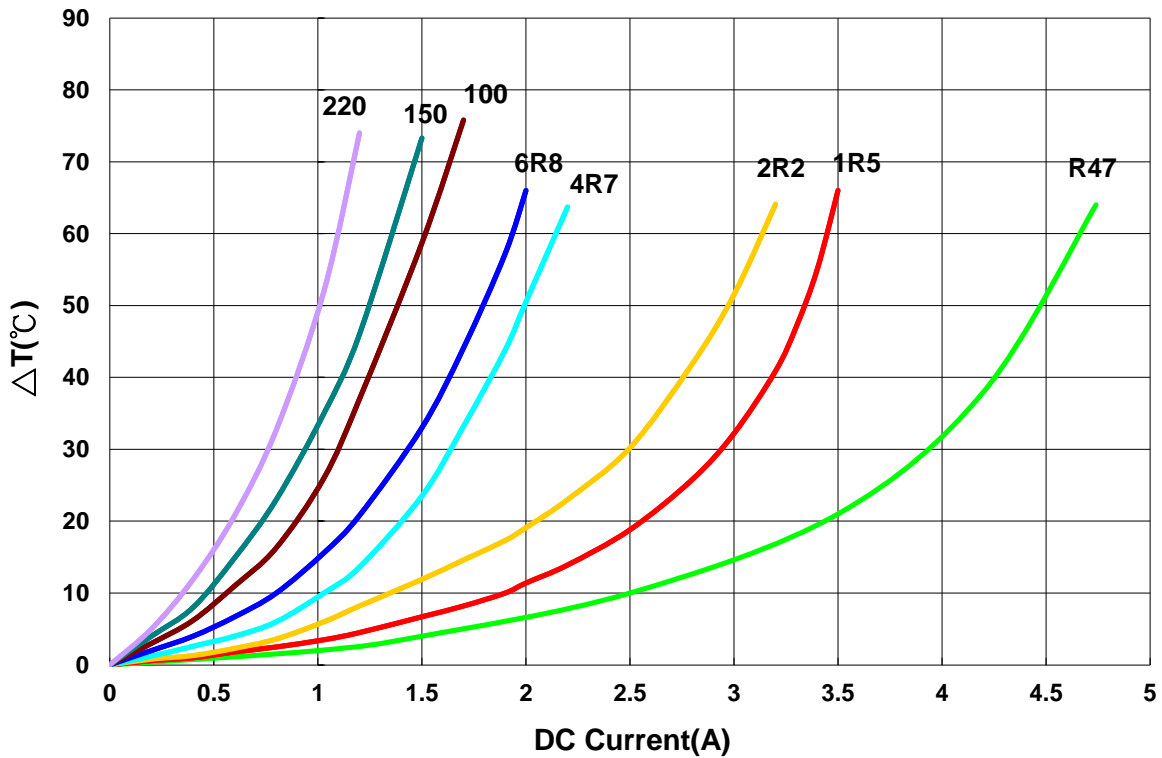
**AWVF00404015 Type**

**Characteristics Graph**

**Inductance vs. DC Current**



**Temperature Change vs. DC Current**

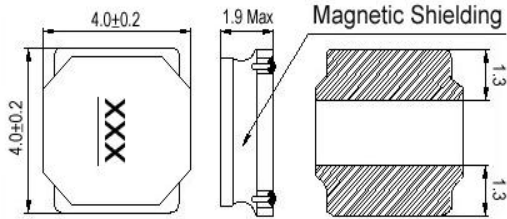


**Power Inductor AWVF Series**

**Automotive  
AEC-Q200**

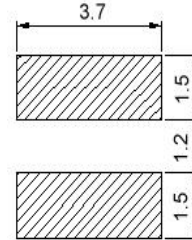
**AWVF00404018 Type**

**■ Dimensions**



unit:mm

**■ Recommended Land Pattern**



unit:mm

**■ Electrical Characteristics**

| Part No.           | Inductance (uH) | Test Freq. | RDC (Ω)±30% | Isat(A) Typ.(Max) | Irms(A) Typ.(Max) | Tolerance (±%) | Marking |
|--------------------|-----------------|------------|-------------|-------------------|-------------------|----------------|---------|
| AWVF004040181R0□00 | 1.0             | 100kHz,1V  | 0.0265      | 4.20(3.70)        | 3.80(3.40)        | 20,30          | 1R0     |
| AWVF004040181R5□00 | 1.5             | 100kHz,1V  | 0.0370      | 3.50(3.10)        | 3.20(2.80)        | 20,30          | 1R5     |
| AWVF004040182R2□00 | 2.2             | 100kHz,1V  | 0.0470      | 3.00(2.70)        | 2.70(2.40)        | 20,30          | 2R2     |
| AWVF004040183R3□00 | 3.3             | 100kHz,1V  | 0.0625      | 2.30(2.00)        | 2.10(1.80)        | 20,30          | 3R3     |
| AWVF00404018220□00 | 22              | 100kHz,1V  | 0.335       | 0.90(0.81)        | 0.88(0.79)        | 20,30          | 220     |

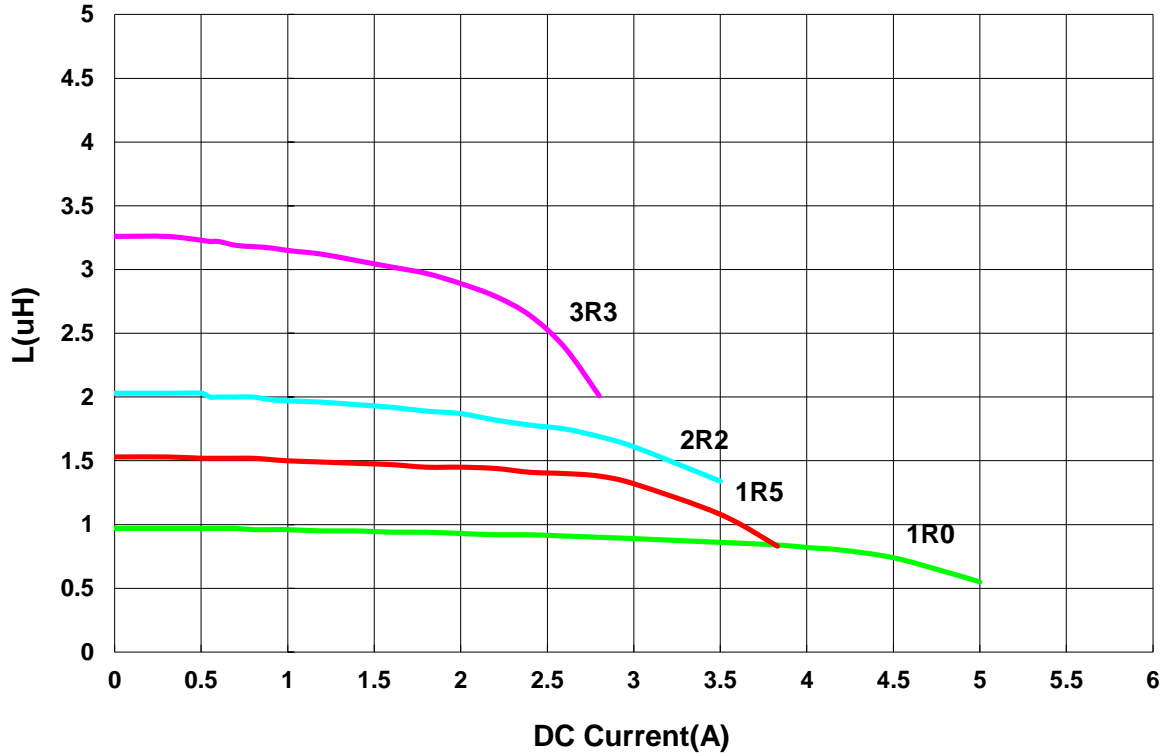
**Note: When ordering, please specify tolerance code. Tolerance: M=±20% / T=±30%**

1. Operating temperature range - 40°C ~ 125°C
2. Isat for Inductance drop 30% from its value without current
3. Irms for a 40°C temperature rise from 25°C ambient with current
4. Measure Equipment:
  - L: Agilent HP4284A+Agilent HP42841A
  - RDC: DIGITAL MILLINHM METER CHROMA 16502, or equivalent
  - Isat: Agilent HP4284A
  - Irms: Agilent HP4284A

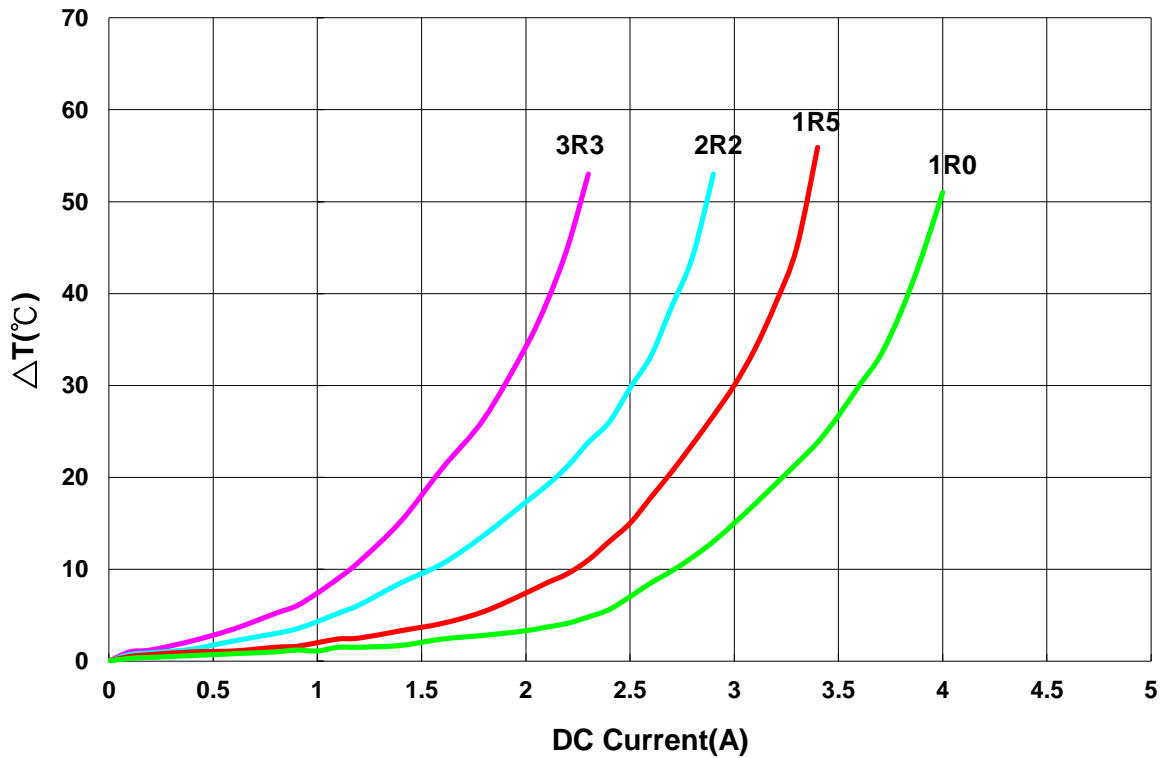
AWVF00404018 Type

■ Characteristics Graph

Inductance vs. DC Current



Temperature Change vs. DC Current

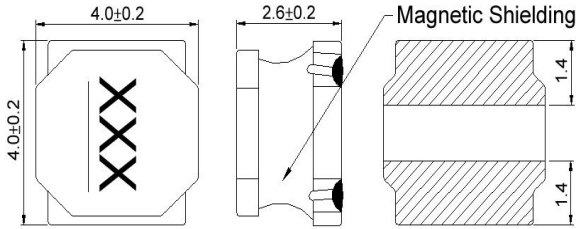


**Power Inductor AWVF Series**

**Automotive  
AEC-Q200**

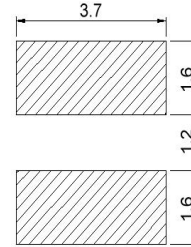
**AWVF00404026 Type**

**■ Dimensions**



unit:mm

**■ Recommended Land Pattern**



unit:mm

**■ Electrical Characteristics**

| Part No.           | Inductance (uH) | Test Freq. | RDC (Ω)±30% | Isat(A) Typ.(Max) | Irms(A) Typ.(Max) | Tolerance (±%) | Marking |
|--------------------|-----------------|------------|-------------|-------------------|-------------------|----------------|---------|
| AWVF004040261R0□00 | 1.0             | 100kHz,1V  | 0.030       | 5.00(4.50)        | 4.00(3.60)        | 20,30          | 1R0     |
| AWVF004040261R5□00 | 1.5             | 100kHz,1V  | 0.035       | 4.20(3.70)        | 3.70(3.3)         | 20,30          | 1R5     |
| AWVF004040262R2□00 | 2.2             | 100kHz,1V  | 0.045       | 3.80(3.40)        | 3.50(3.1)         | 20,30          | 2R2     |
| AWVF004040263R3□00 | 3.3             | 100kHz,1V  | 0.067       | 3.00(2.70)        | 2.50(2.2)         | 20,30          | 3R3     |
| AWVF004040264R7□00 | 4.7             | 100kHz,1V  | 0.092       | 2.60(2.30)        | 2.00(1.80)        | 20,30          | 4R7     |
| AWVF004040265R6□00 | 5.6             | 100kHz,1V  | 0.110       | 2.30(2.00)        | 1.90(1.70)        | 20,30          | 5R6     |
| AWVF004040266R8□00 | 6.8             | 100kHz,1V  | 0.130       | 2.00(1.80)        | 1.70(1.50)        | 20,30          | 6R8     |
| AWVF00404026100□00 | 10              | 100kHz,1V  | 0.188       | 1.90(1.70)        | 1.40(1.20)        | 20,30          | 100     |
| AWVF00404026150□00 | 15              | 100kHz,1V  | 0.240       | 1.40(1.30)        | 1.20(1.00)        | 20,30          | 150     |
| AWVF00404026220□00 | 22              | 100kHz,1V  | 0.330       | 1.20(1.00)        | 1.00(0.90)        | 20,30          | 220     |
| AWVF00404026330□00 | 33              | 100kHz,1V  | 0.480       | 1.00(0.90)        | 0.82(0.73)        | 20,30          | 330     |
| AWVF00404026470□00 | 47              | 100kHz,1V  | 0.735       | 0.88(0.79)        | 0.64(0.57)        | 20,30          | 470     |
| AWVF00404026101□00 | 100             | 100kHz,1V  | 1.380       | 0.58(0.52)        | 0.50(0.45)        | 20,30          | 101     |
| AWVF00404026331□00 | 330             | 100kHz,1V  | 4.600       | 0.31(0.27)        | 0.25(0.22)        | 20,30          | 331     |

**Note: When ordering, please specify tolerance code. Tolerance: M=±20% / T=±30%**

1. Operating temperature range - 40°C ~ 125°C
2. Isat for Inductance drop 30% from its value without current
3. I rms for a 40°C temperature rise from 25°C ambient with current
4. Measure Equipment:

- L: Agilent HP4284A+Agilent HP42841A
- RDC: DIGITAL MILLINHM METER CHROMA 16502, or equivalent
- Isat: Agilent HP4284A
- I rms: Agilent HP4284A

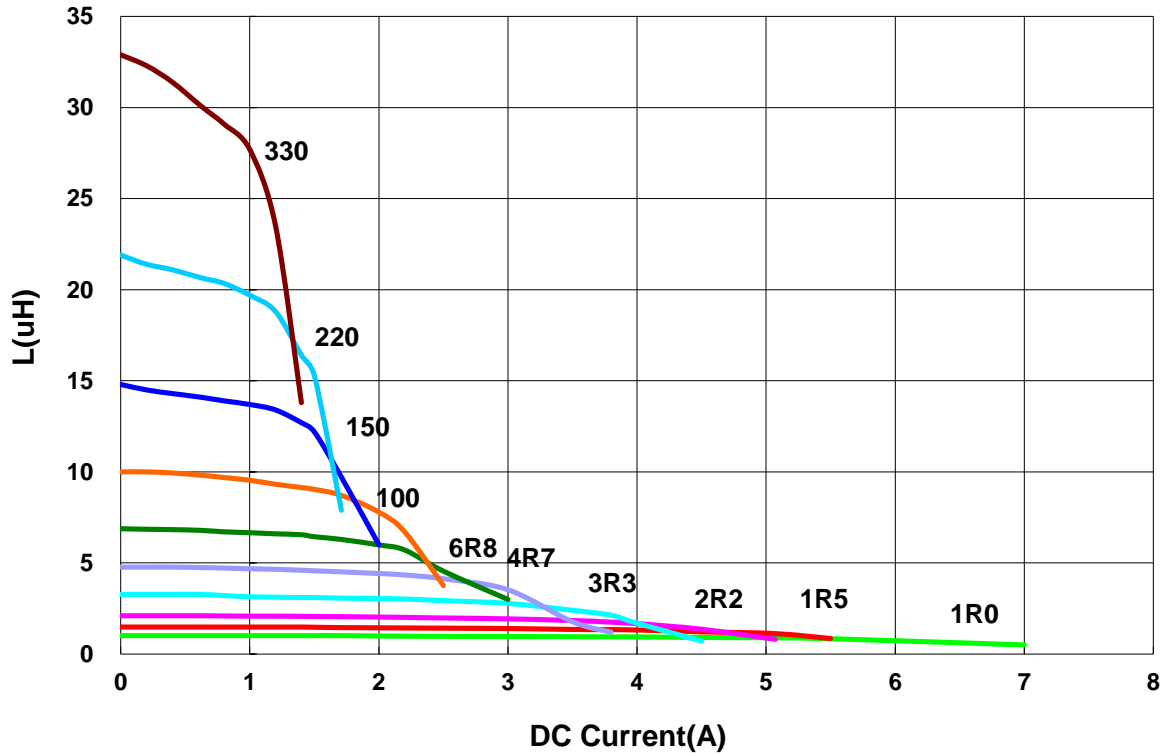
**Power Inductor AWFV Series**

**Automotive  
AEC-Q200**

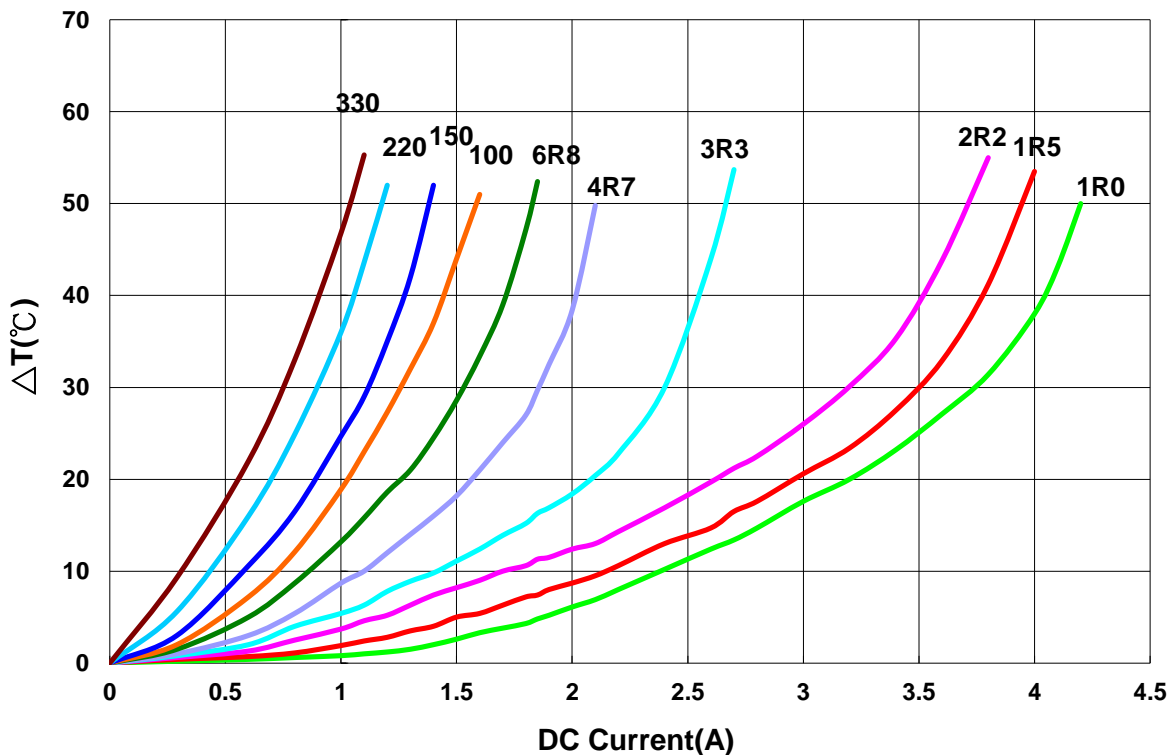
**AWVF00404026 Type**

**Characteristics Graph**

**Inductance vs. DC Current**



**Temperature Change vs. DC Current**

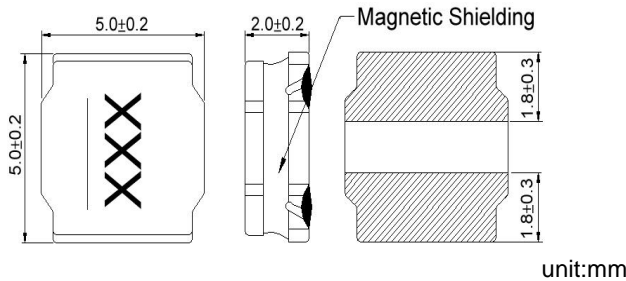


**Power Inductor AWVF Series**

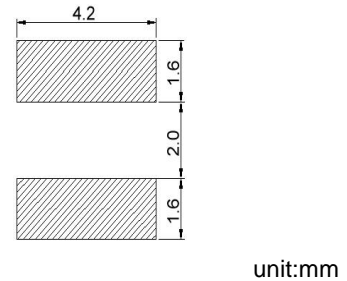
**Automotive  
AEC-Q200**

**AWVF00505020 Type**

**■ Dimensions**



**■ Recommended Land Pattern**



**■ Electrical Characteristics**

| Part No.           | Inductance (uH) | Test Freq. | RDC (Ω)±30% | Isat(A) Typ.(Max) | Irms(A) Typ.(Max) | Tolerance (±%) | Marking |
|--------------------|-----------------|------------|-------------|-------------------|-------------------|----------------|---------|
| AWVF005050201R0□00 | 1.0             | 100kHz,1V  | 0.018       | 6.0(5.4)          | 4.1(3.6)          | 20,30          | 1R0     |
| AWVF005050201R5□00 | 1.5             | 100kHz,1V  | 0.023       | 4.9(4.4)          | 3.5(3.1)          | 20,30          | 1R5     |
| AWVF005050201R8□00 | 1.8             | 100kHz,1V  | 0.026       | 4.1(3.6)          | 3.4(3.0)          | 20,30          | 1R8     |
| AWVF005050202R2□00 | 2.2             | 100kHz,1V  | 0.030       | 4.0(3.6)          | 3.3(2.9)          | 20,30          | 2R2     |
| AWVF005050203R6□00 | 3.6             | 100kHz,1V  | 0.050       | 3.1(2.7)          | 2.7(2.4)          | 20,30          | 3R6     |
| AWVF005050203R9□00 | 3.9             | 100kHz,1V  | 0.053       | 2.9(2.6)          | 2.6(2.3)          | 20,30          | 3R9     |
| AWVF005050204R7□00 | 4.7             | 100kHz,1V  | 0.060       | 2.7(2.4)          | 2.2(1.9)          | 20,30          | 4R7     |
| AWVF005050206R8□00 | 6.8             | 100kHz,1V  | 0.093       | 2.2(1.9)          | 1.8(1.6)          | 20,30          | 6R8     |
| AWVF00505020100□00 | 10              | 100kHz,1V  | 0.125       | 1.8(1.6)          | 1.6(1.4)          | 20,30          | 100     |
| AWVF00505020150□00 | 15              | 100kHz,1V  | 0.195       | 1.4(1.2)          | 1.2(1.0)          | 20,30          | 150     |
| AWVF00505020220□00 | 22              | 100kHz,1V  | 0.265       | 1.2(1.0)          | 1.0(0.9)          | 20,30          | 220     |

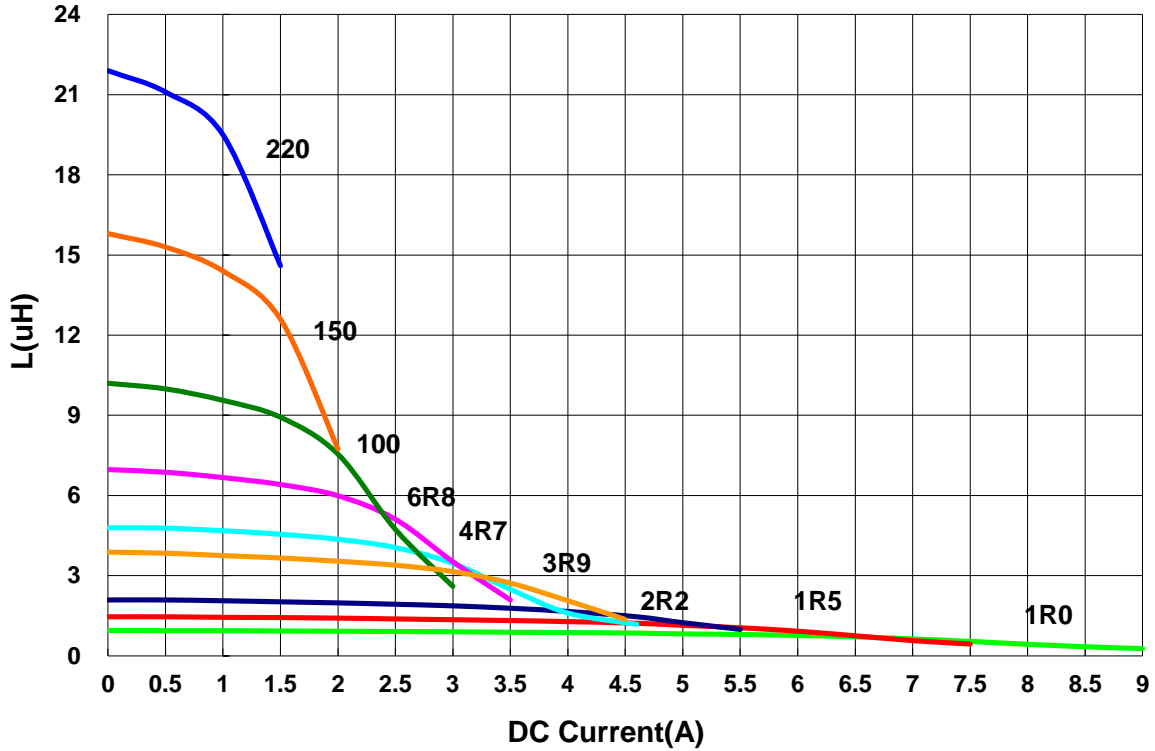
**Note: When ordering, please specify tolerance code. Tolerance: M=±20% / T=±30%**

1. Operating temperature range - 40°C ~ 125°C
2. Isat for Inductance drop 30% from its value without current
3. I rms for a 40°C temperature rise from 25°C ambient with current
4. Measure Equipment:  
 L: Agilent HP4284A+Agilent HP42841A  
 RDC: DIGITAL MILLINHM METER CHROMA 16502, or equivalent  
 Isat: Agilent HP4284A  
 I rms: Agilent HP4284A

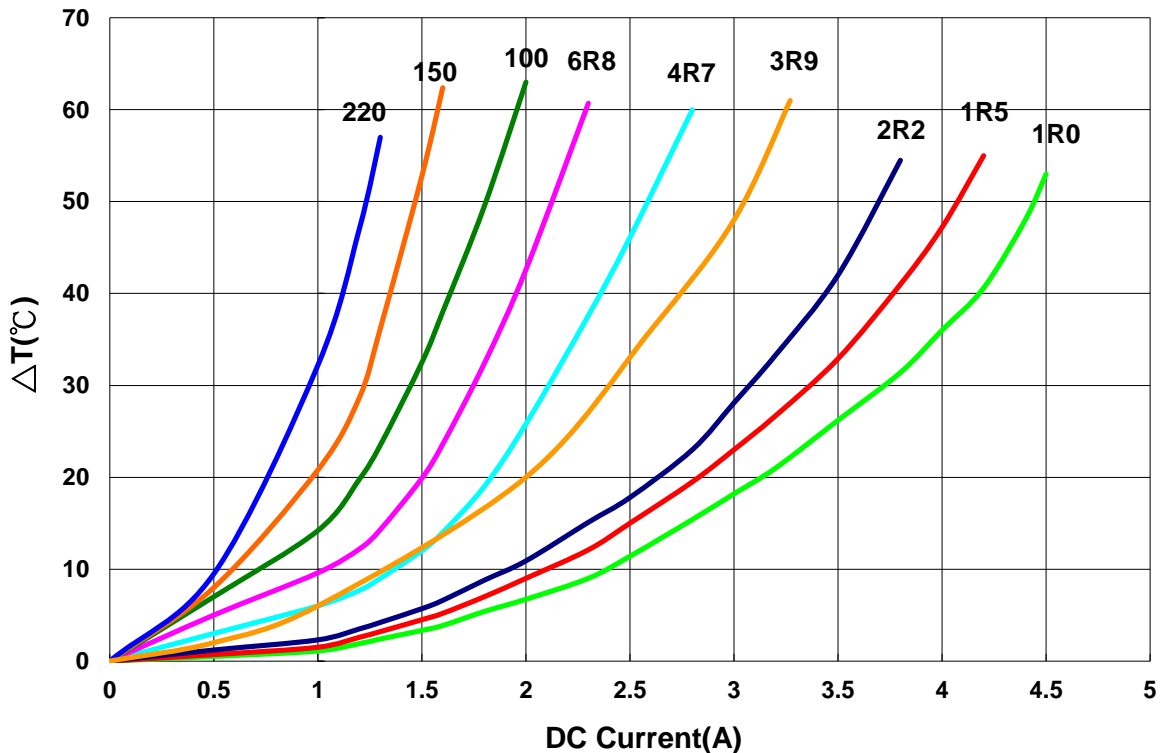
AWVF00505020 Type

■ Characteristics Graph

Inductance vs. DC Current



Temperature Change vs. DC Current

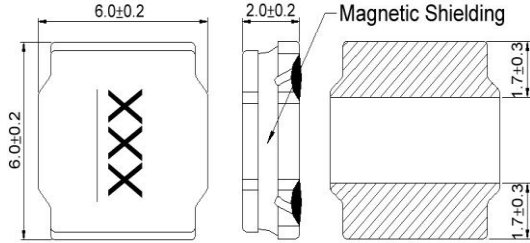


**Power Inductor AWVF Series**

**Automotive  
AEC-Q200**

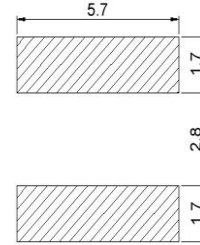
**AWVF00606020 Type**

**Dimensions**



unit:mm

**Recommended Land Pattern**



unit:mm

**Electrical Characteristics**

| Part No.           | Inductance (uH) | Test Freq. | RDC (Ω)±30% | Isat(A) Typ.(Max) | Irms(A) Typ.(Max) | Tolerance (±%) | Marking |
|--------------------|-----------------|------------|-------------|-------------------|-------------------|----------------|---------|
| AWVF006060204R7□00 | 4.7             | 100kHz,1V  | 0.058       | 3.0(2.7)          | 2.3(2.0)          | 20,30          | 4R7     |
| AWVF00606020100□00 | 10              | 100kHz,1V  | 0.130       | 2.1(1.8)          | 1.6(1.4)          | 20,30          | 100     |
| AWVF00606020150□00 | 15              | 100kHz,1V  | 0.195       | 1.6(1.4)          | 1.3(1.1)          | 20,30          | 150     |
| AWVF00606020220□00 | 22              | 100kHz,1V  | 0.260       | 1.3(1.1)          | 1.1(0.99)         | 20,30          | 220     |
| AWVF00606020470□00 | 47              | 100kHz,1V  | 0.510       | 0.9(0.8)          | 0.8(0.72)         | 20,30          | 470     |

**Note: When ordering, please specify tolerance code. Tolerance: M=±20% / T=±30%**

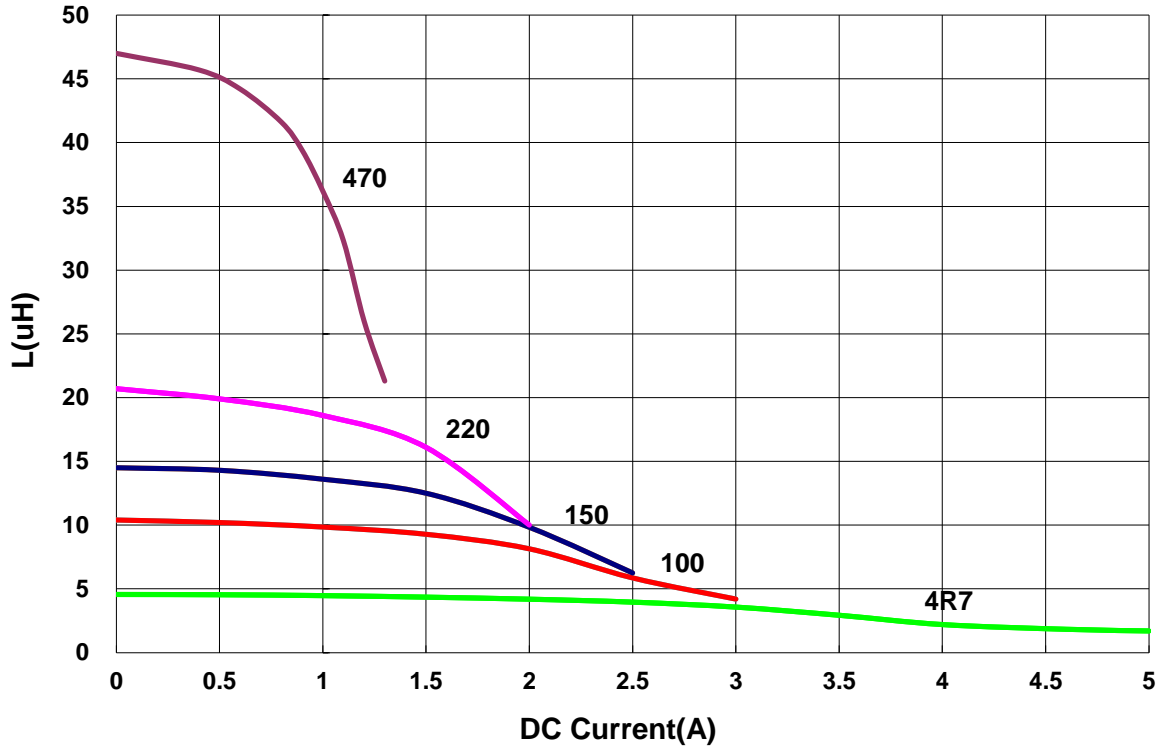
1. Operating temperature range - 40°C ~ 125°C
2. Isat for Inductance drop 30% from its value without current
3. Irms for a 40°C temperature rise from 25°C ambient with current
4. Measure Equipment:
  - L: Agilent HP4284A+Agilent HP42841A
  - RDC: DIGITAL MILLINHM METER CHROMA 16502, or equivalent
  - Isat: Agilent HP4284A
  - Irms: Agilent HP4284A



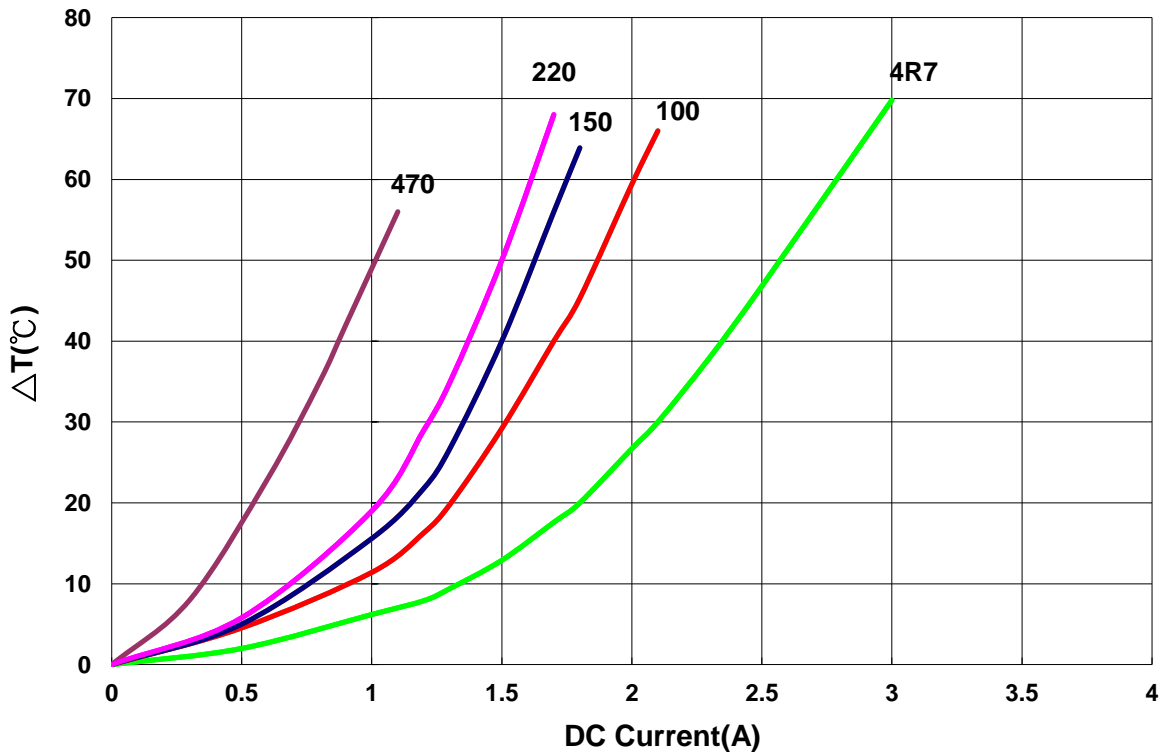
AWVF00606020 Type

■ Characteristics Graph

Inductance vs. DC Current



Temperature Change vs. DC Current

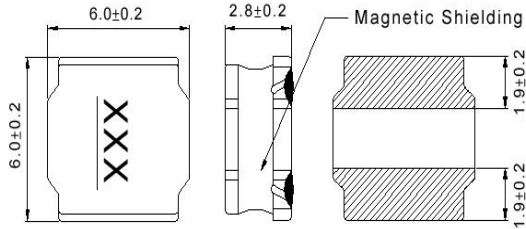


**Power Inductor AWVF Series**

**Automotive  
AEC-Q200**

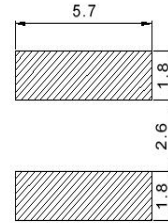
**AWVF00606028 Type**

**■ Dimensions**



unit:mm

**■ Recommended Land Pattern**



unit:mm

**■ Electrical Characteristics**

| Part No.           | Inductance (uH) | Test Freq. | RDC (Ω)±30% | Isat(A) Typ.(Max) | Irms(A) Typ.(Max) | Tolerance (±%) | Marking |
|--------------------|-----------------|------------|-------------|-------------------|-------------------|----------------|---------|
| AWVF006060281R0□00 | 1.0             | 100kHz,1V  | 0.012       | 7.9(7.10)         | 6.3(5.60)         | 20,30          | 1R0     |
| AWVF006060281R5□00 | 1.5             | 100kHz,1V  | 0.015       | 7.0(6.30)         | 5.5(4.90)         | 20,30          | 1R5     |
| AWVF006060282R2□00 | 2.2             | 100kHz,1V  | 0.020       | 6.0(5.40)         | 5.0(4.50)         | 20,30          | 2R2     |
| AWVF006060284R7□00 | 4.7             | 100kHz,1V  | 0.036       | 4.0(3.60)         | 3.4(3.00)         | 20,30          | 4R7     |
| AWVF006060286R8□00 | 6.8             | 100kHz,1V  | 0.048       | 3.2(2.80)         | 3.0(2.70)         | 20,30          | 6R8     |

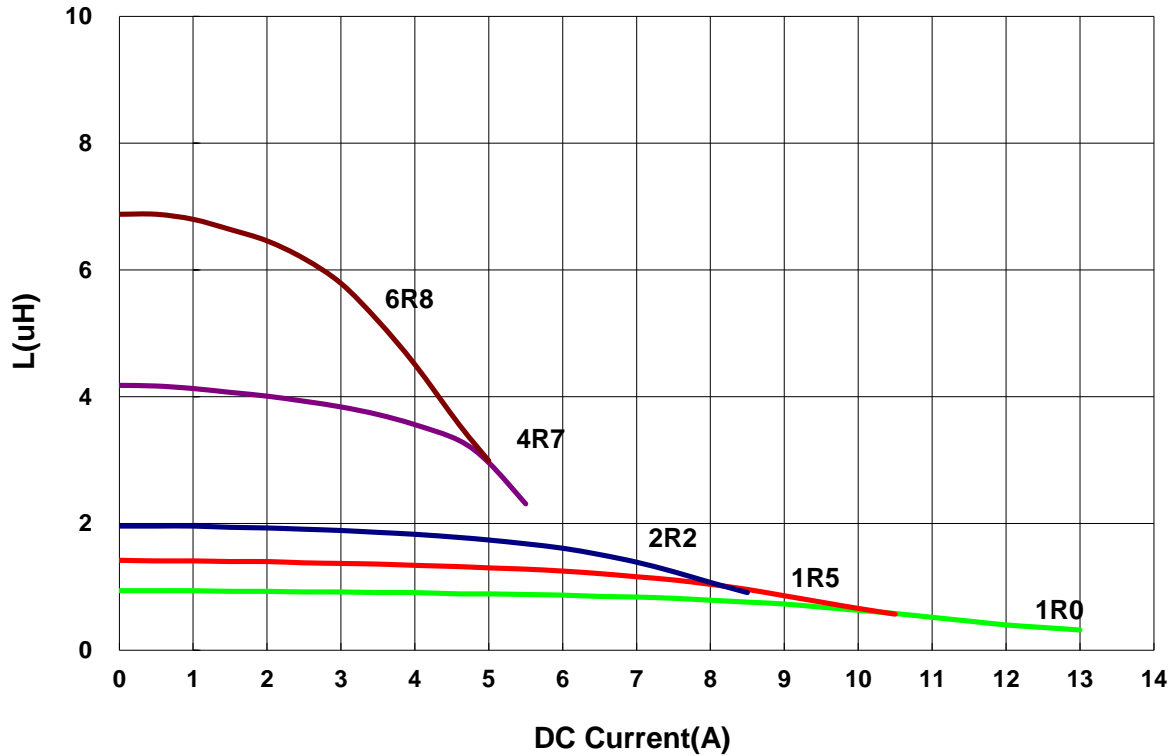
**Note: When ordering, please specify tolerance code. Tolerance: M=±20% / T=±30%**

1. Operating temperature range - 40°C ~ 125°C
2. Isat for Inductance drop 30% from its value without current
3. I rms for a 40°C temperature rise from 25°C ambient with current
4. Measure Equipment:  
 L: Agilent HP4284A+Agilent HP42841A  
 RDC: DIGITAL MILLINHM METER CHROMA 16502, or equivalent  
 Isat: Agilent HP4284A  
 I rms: Agilent HP4284A

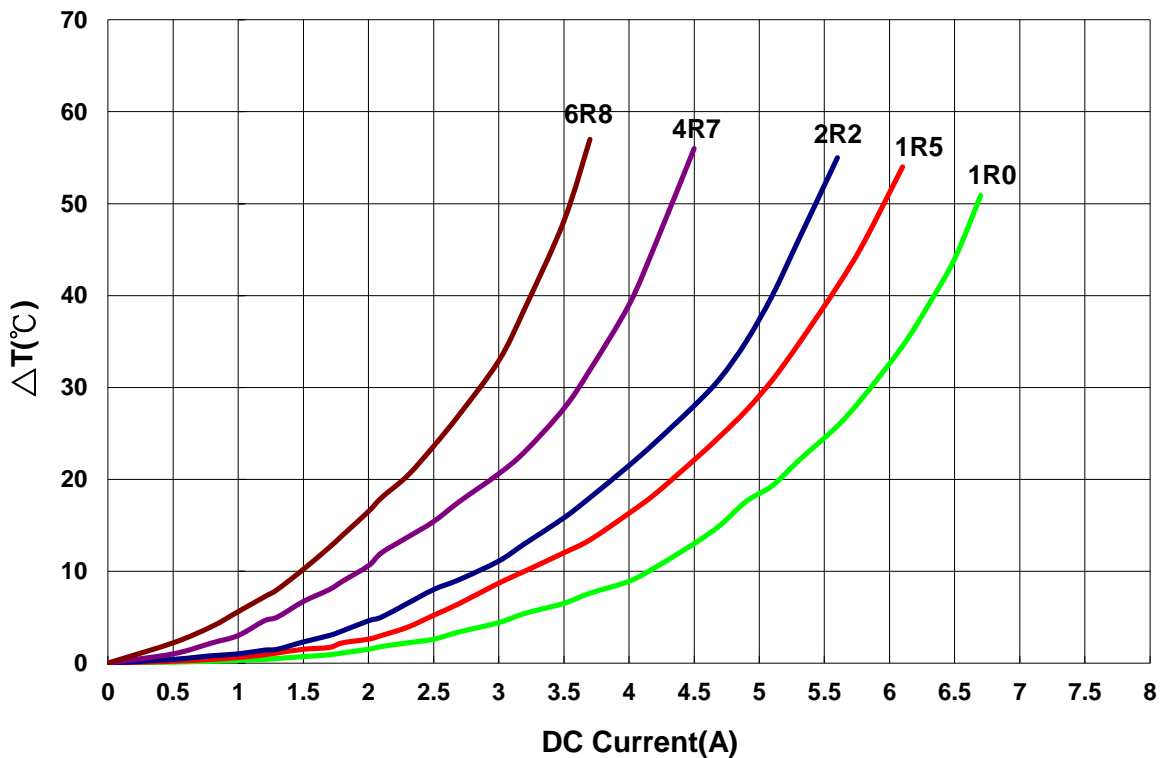
AWVF00606028 Type

■ Characteristics Graph

Inductance vs. DC Current



Temperature Change vs. DC Current

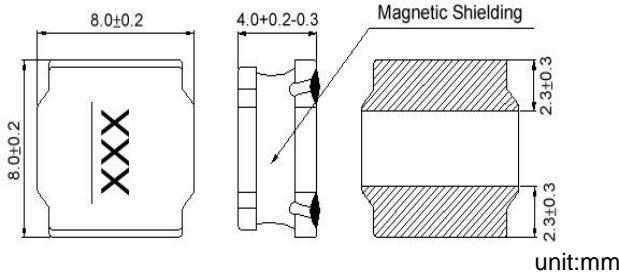


**Power Inductor AWVF Series**

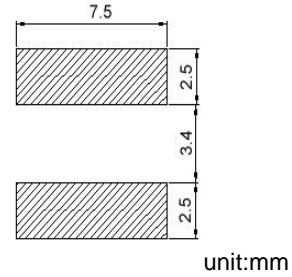
**Automotive  
AEC-Q200**

**AWVF00808040 Type**

**■ Dimensions**



**■ Recommended Land Pattern**



**■ Electrical Characteristics**

| Part No.           | Inductance (uH) | Test Freq. | RDC (Ω)±30% | Isat(A) Typ.(Max) | Irms(A) Typ.(Max) | Tolerance (±%) | Marking |
|--------------------|-----------------|------------|-------------|-------------------|-------------------|----------------|---------|
| AWVF008080404R7□00 | 4.7             | 100kHz,1V  | 0.020       | 6.8(6.00)         | 5.5(4.80)         | 20,30          | 4R7     |
| AWVF00808040100□00 | 10              | 100kHz,1V  | 0.038       | 5.0(4.40)         | 3.8(3.30)         | 20,30          | 100     |
| AWVF00808040150□00 | 15              | 100kHz,1V  | 0.057       | 4.0(3.50)         | 3.2(2.70)         | 20,30          | 150     |
| AWVF00808040220□00 | 22              | 100kHz,1V  | 0.082       | 3.4(2.90)         | 2.7(2.30)         | 20,30          | 220     |

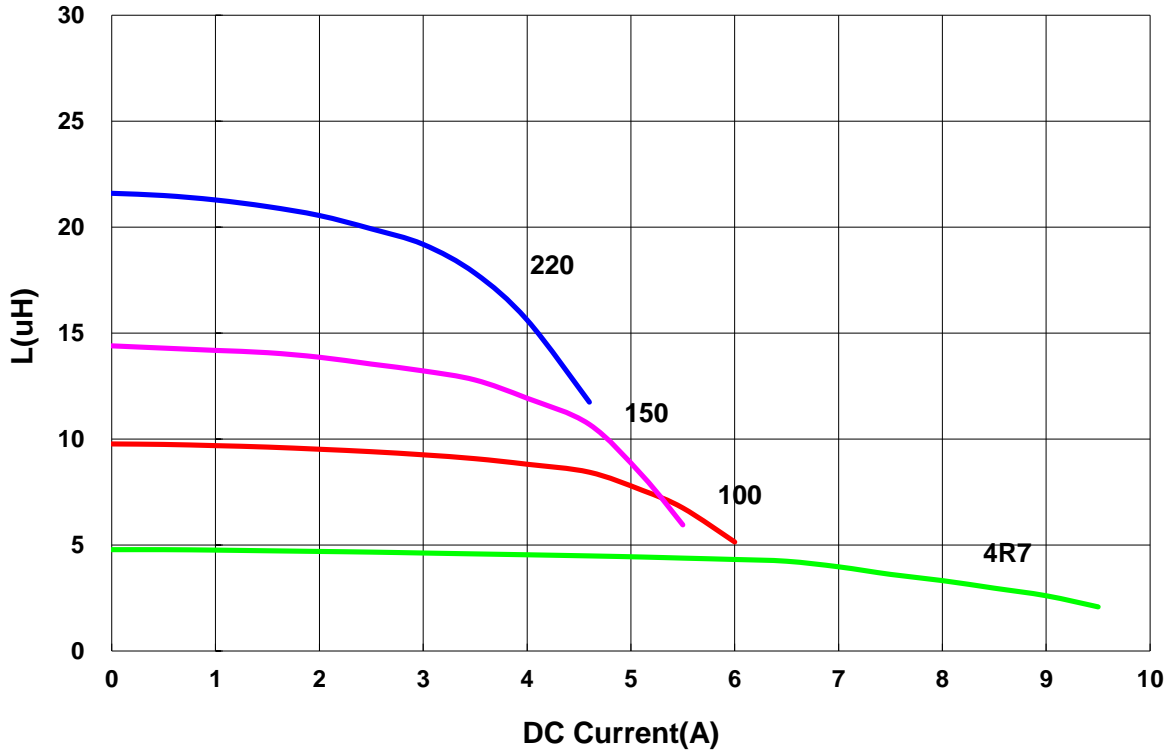
**Note: When ordering, please specify tolerance code. Tolerance: M=±20% / T=±30%**

1. Operating temperature range - 40°C ~ 125°C
2. Isat for Inductance drop 30% from its value without current
3. I rms for a 40°C temperature rise from 25°C ambient with current
4. Measure Equipment:
  - L: Agilent HP4284A+Agilent HP42841A
  - RDC: DIGITAL MILLINHM METER CHROMA 16502, or equivalent
  - Isat: Agilent HP4284A
  - I rms: Agilent HP4284A

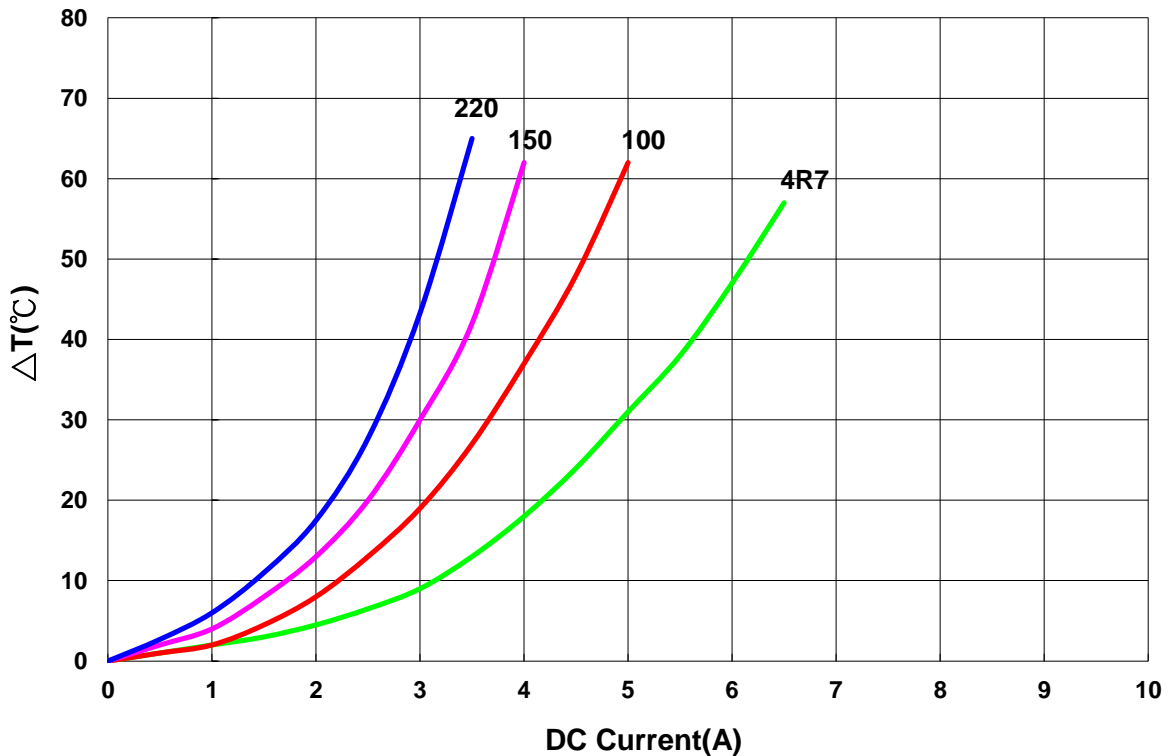
AWVF00808040 Type

■ Characteristics Graph

Inductance vs. DC Current



Temperature Change vs. DC Current

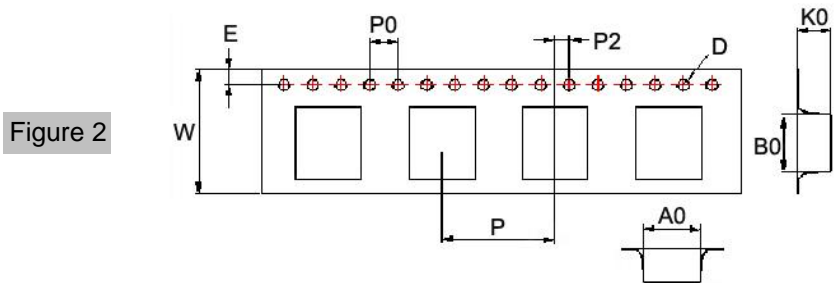
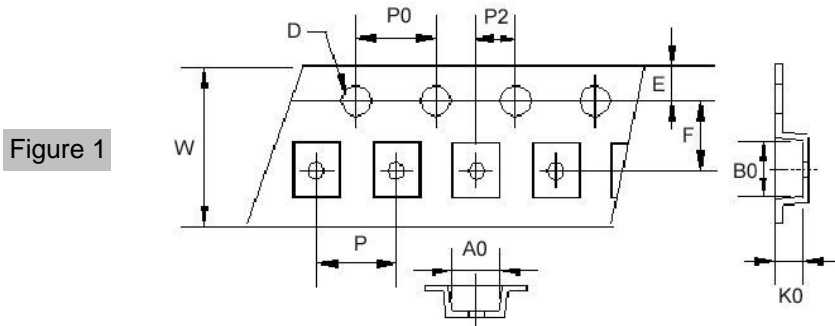


**Power Inductor AWVF Series**

**Automotive  
AEC-Q200**

**■ Packaging**

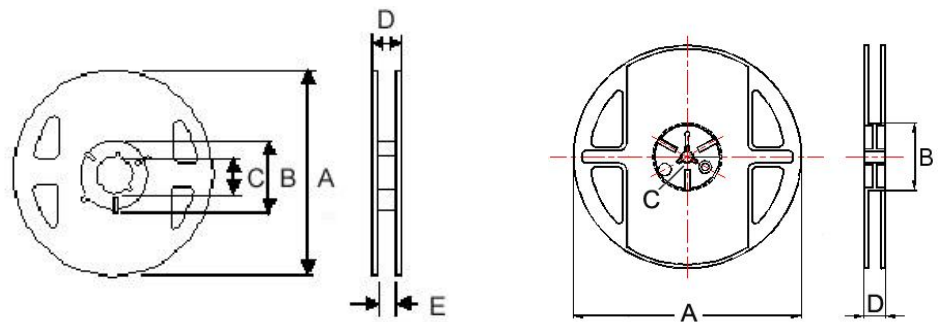
Tape Dimensions



Reel Dimensions

Figure 1

Figure 2



Dimensions in mm

| TYPE         | Fig | Tape Dimensions |      |      |      |      |     |    |    |    |    | Reel Dimensions |     |    |      |     | Quantity   |
|--------------|-----|-----------------|------|------|------|------|-----|----|----|----|----|-----------------|-----|----|------|-----|------------|
|              |     | A0              | B0   | K0   | D    | E    | F   | W  | P  | P0 | P2 | A               | B   | C  | D    | E   | PCS / Reel |
| AWVF00201612 | 1   | 1.9             | 2.2  | 1.3  | 1.55 | 1.75 | 3.5 | 8  | 4  | 4  | 2  | 180             | 60  | 13 | 14.4 | 8.4 | 2000       |
| AWVF00252010 | 1   | 2.4             | 2.7  | 1.15 | 1.55 | 1.75 | 3.5 | 8  | 4  | 4  | 2  | 180             | 60  | 13 | 14.4 | 8.4 | 2000       |
| AWVF00252012 | 1   | 2.40            | 2.70 | 1.35 | 1.55 | 1.75 | 3.5 | 8  | 4  | 4  | 2  | 180             | 60  | 13 | 14.4 | 8.4 | 2000       |
| AWVF00303010 | 1   | 3.2             | 3.2  | 1.4  | 1.55 | 1.75 | 3.5 | 8  | 4  | 4  | 2  | 180             | 60  | 13 | 14.4 | 8.4 | 2000       |
| AWVF00303012 | 1   | 3.20            | 3.20 | 1.40 | 1.55 | 1.75 | 3.5 | 8  | 4  | 4  | 2  | 180             | 60  | 13 | 14.4 | 8.4 | 2000       |
| AWVF00303015 | 1   | 3.15            | 3.15 | 1.60 | 1.55 | 1.75 | 3.5 | 8  | 4  | 4  | 2  | 180             | 60  | 13 | 14.4 | 8.4 | 2000       |
| AWVF00404012 | 2   | 4.25            | 4.25 | 1.3  | 1.55 | 1.75 | 5.5 | 12 | 8  | 4  | 2  | 178             | 60  | 13 | 13.2 | -   | 1000       |
| AWVF00404015 | 2   | 4.25            | 4.25 | 1.7  | 1.55 | 1.75 | 5.5 | 12 | 8  | 4  | 2  | 178             | 60  | 13 | 13.2 | -   | 1000       |
| AWVF00404018 | 2   | 4.25            | 4.25 | 2.10 | 1.55 | 1.75 | 5.5 | 12 | 8  | 4  | 2  | 178             | 60  | 13 | 13.2 | -   | 800        |
| AWVF00404026 | 2   | 4.25            | 4.25 | 3    | 1.55 | 1.75 | 5.5 | 12 | 8  | 4  | 2  | 178             | 60  | 13 | 13.2 | -   | 500        |
| AWVF00505020 | 2   | 5.25            | 5.25 | 2.2  | 1.55 | 1.75 | 5.5 | 12 | 8  | 4  | 2  | 330             | 100 | 13 | 13.4 | -   | 2000       |
| AWVF00606020 | 2   | 6.25            | 6.25 | 2.2  | 1.55 | 1.75 | 7.5 | 16 | 12 | 4  | 2  | 330             | 100 | 13 | 16   | -   | 2000       |
| AWVF00606028 | 2   | 6.25            | 6.25 | 3.00 | 1.55 | 1.75 | 7.5 | 16 | 12 | 4  | 2  | 330             | 100 | 13 | 16   | -   | 1500       |
| AWVF00808040 | 2   | 8.25            | 8.25 | 4.15 | 1.55 | 1.75 | 7.5 | 16 | 12 | 4  | 2  | 330             | 100 | 13 | 16   | -   | 1000       |

Please be sure to request approval specifications that provide further details of the products. Kindly note that the content of these specifications are subject to change or may be discontinued without prior notice. This product may not be designed/used in medical or high risk applications without Chilisin approval. Please contact our sales department before ordering.