

SMD Power Inductor

CDEPI99



Description

- Ferrite core construction
- Magnetically shielded
- LxWxH: 10.5x9.5x10.0 mm Max.
- Product weight: 3.3g(Ref.)
- Moisture Sensitivity Level: 1



Environmental Data

- Operating Temperature: -40°C to +125°C (including self-heating)
- Storage temperature range: -40°C~+105°C

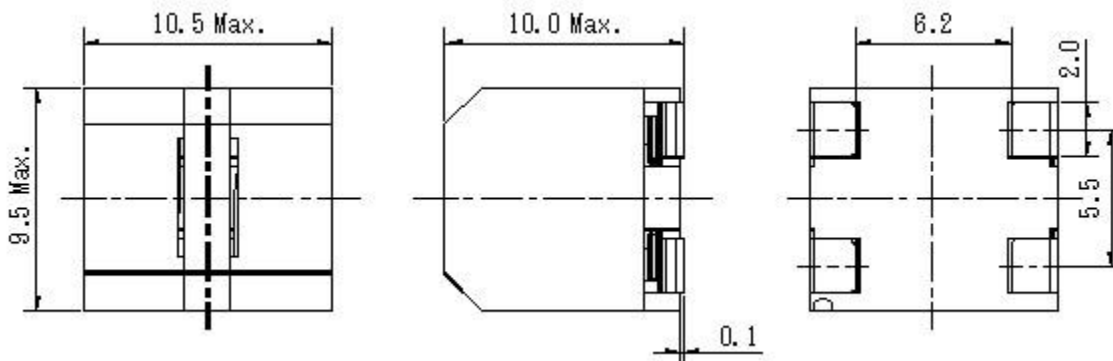
Packaging

- Carrier tape and reel packaging

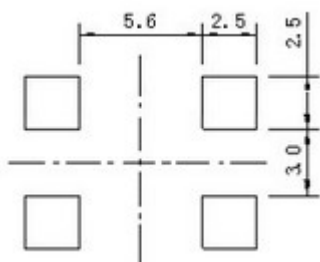
Applications

- 2 in 1 LPF coil for class-D amplifiers

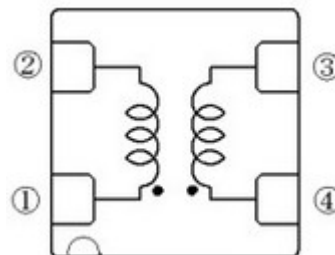
Dimension - [mm]



Recommended Land pattern - [mm]



Wire Connection





Electrical Characteristics

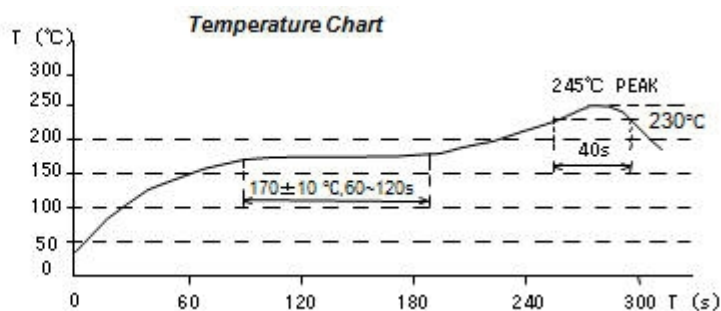
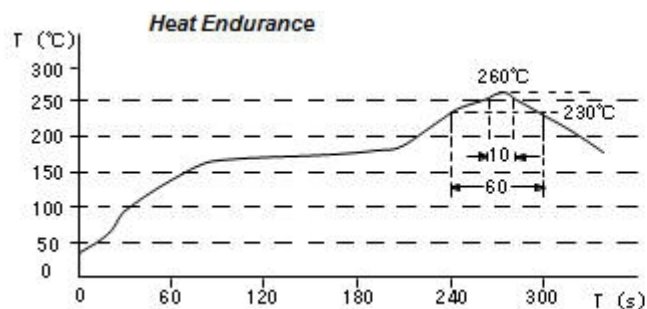
Part Number	Inductance [Within] (μ H) ※1	D.C.R. at 20°C Max.(Typ.) (m Ω)	Saturation Current (A) Max.(Typ.) ※2	Temperature Rise Current (A) Max.(Typ.) ※3
CDEPI99NP-5R0PC	5.00 \pm 20%	13.00 (10.00)	7.16 (8.95)	(8.10)
CDEPI99NP-100MC	10.00 \pm 20%	26.00 (21.00)	5.24 (6.55)	(4.80)
CDEPI99NP-120MC	12.00 \pm 20%	29.00 (23.00)	4.68 (5.85)	(4.70)
CDEPI99NP-150MC	15.00 \pm 20%	29.00 (23.00)	3.92 (4.90)	(4.70)
CDEPI99NP-180MC	18.00 \pm 20%	29.00 (23.00)	3.31 (4.14)	(4.70)
CDEPI99NP-220MC	22.00 \pm 20%	29.00 (23.00)	2.82 (3.52)	(4.70)

※1. Inductance measuring condition: at 100kHz.

※2. Saturation current: The value of D.C. current when the inductance decreases to 75% of it's nominal value.

※3. Temperature rise current: The value of D.C. current when the temperature rise is $\Delta t=40^{\circ}\text{C}$ ($T_a=20^{\circ}\text{C}$).

Solder Reflow Condition



SMD Power Inductor

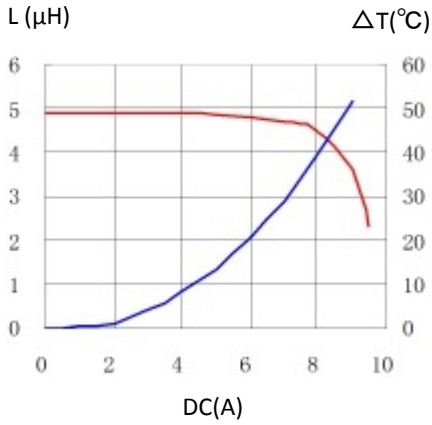
CDEPI99



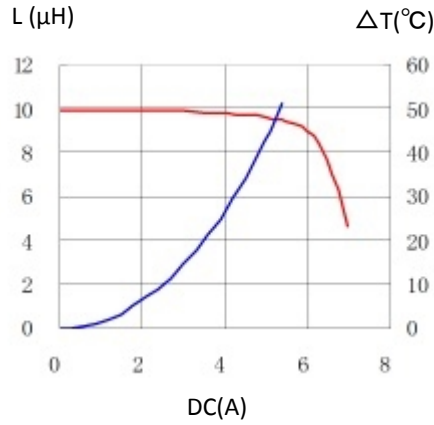
Saturation Current & Temperature Rise Graph

— L (20°C) — ΔT

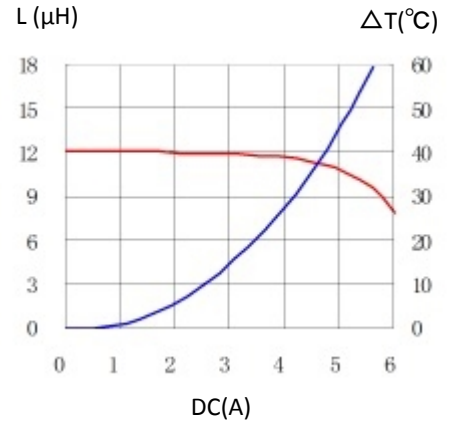
1. CDEPI99NP-5R0PC



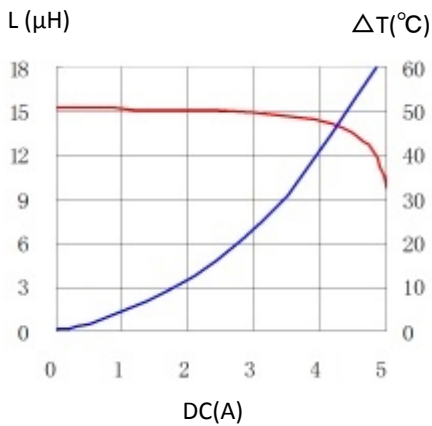
2. CDEPI99NP-100MC



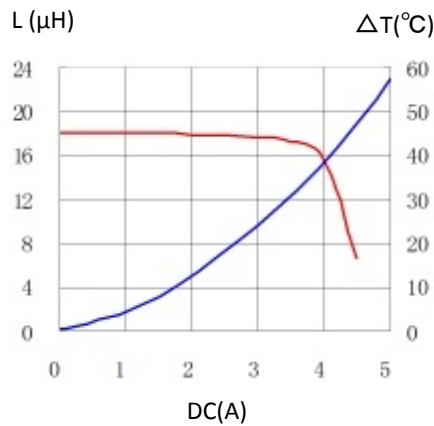
3. CDEPI99NP-120MC



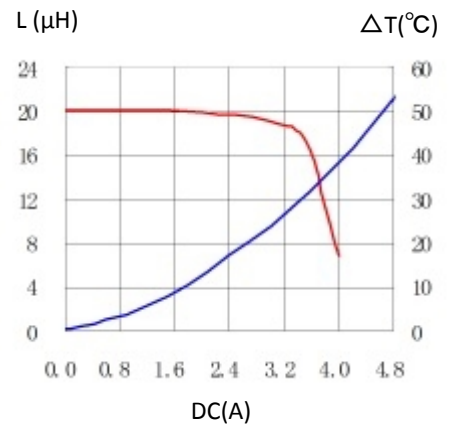
4. CDEPI99NP-150MC



5. CDEPI99NP-180MC



6. CDEPI99NP-220MC



For sales office information, please [click here](#) to visit our website.