MGPWC-00039-P	REV
1879440-1	BA

Product Description	0.39mH Self-lead SMT Common mode choke Previously MGPWC-00039

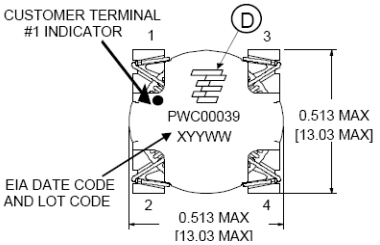

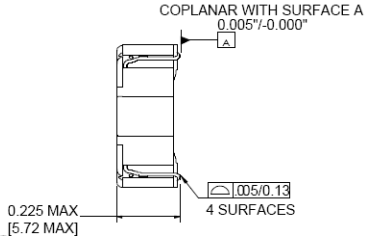

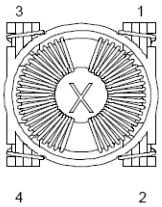

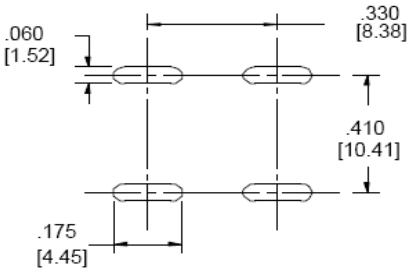

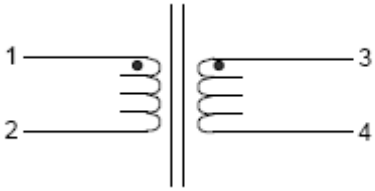

Terminal dimensions – Customer to determine PCB
Pad dimensions

Primary Units are in inches millimetres in brackets

Electrical Specifications at +20°C unless noted otherwise

Test	Limits	Unit	Tol	Notes
Inductance	0.39	mH	±35%	1-2, 10kHz, 100mVAC, Ls.
DC Resistance	0.015	Ω	Max.	Pins 1 - 2
DC Resistance	0.015	Ω	Max.	Pins 3 - 4
Turns Ratio	1.00 : 1.00	--	±2%	(1-2) : (3-4), 10KHz, 100mVAC.
Dialectric	600	VAC	500µA	1-4, 1 second test, 500µA maximum leakage current.

Terminal Plating is Hot-dipped SnAgCu

260°C Maximum reflow temperature per J-STD-020B

OPERATING TEMPERATURE RANGE: 0°C to +70°C.

RoHS Compliant

The information contained in this drawing is the sole property of Tyco Electronics. Any reproduction or use without the written permission of Tyco Electronics is prohibited.

Specifications subject to change without notice. For latest revision visit http://www.tycoelectronics.com