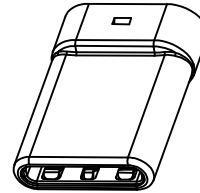


SECT B-B



U261-24XN-4BS65-PC-1P

XKB CONNECTIVITY

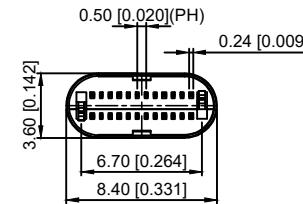
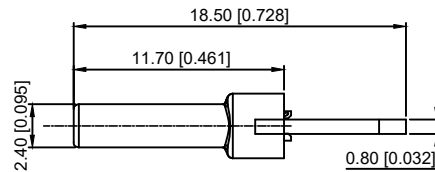
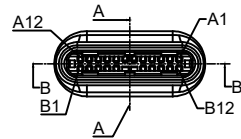
P/N	R/C
U261-24XN-4BS65-PC-1P	

C TYPE PLUG:

- A1+A12+B1+B12 — GND
- A4+A9+B4+B9 — VCC
- A5 — A5(CC1)
- A6+B6 — A6+B6(D+)
- A7+B7 — A7+B7(D-)
- A8 — A8(SBU1)
- B5 — B5(CC2)
- B8 — B8(SBU2)

PCB:

- 1: Au1u"
- 2: Au3u"
- 4: Au15u"
- 5: Au30u"



XKB CONNECTIVITY

REMARKS:

1. CONTACT INSERTION AND WITHDRAW FORCE:

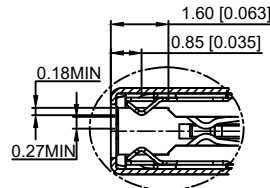
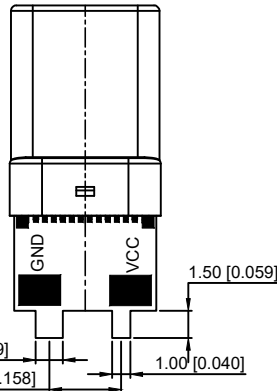
1. Insertion force: 5N-20N max.
2. Withdrawal force: 8N-20N.
3. Durability: 10000 Cycles.

2. ELECTRIC PROPERTY:

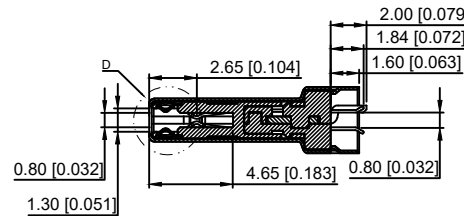
1. Contact current rating: 3A.
2. Dielectric Strength: 100V AC(RMS).
3. Insulation Resistance: 100 megaohms min.
4. Contact resistance: 40mOhms MAX.FOR VBUS,GND AND OTHER CONTACT
50mOhms MAX.AFTER ENVIRONMENT TEST

3. AMBIENT TEMPERATURE:

1. Operating temperature: -55°C to +85°C.



D
2:1



SECT A-A
XKB CONNECTIVITY

A12	A11	A10	A9	A8	A7	A6	A5	A4	A3	A2	A1
GND	RX2+	RX2-	Vbus	SBU1	D-	D+	CC	Vbus	TX1-	TX1+	GND
GND	TX2+	TX2-	Vbus	Vconn			SBU2	Vbus	RX1-	RX1+	GND
B1	B2	B3	B4	B5	B6	B7	B8	B9	B10	B11	B12

6	Shrapnel	SUS T=0.10mm	
5	Shell	SUS T=0.15mm	Ovep-plating: Ni
4	Terminal	C7025 T=0.15mm	Ovep-plating: Au Ni/Sn
3	Latch	SUS T=0.4mm	
2	Housing	LCP	UL94-0
1	Housing Stopper	LCP	UL94-0
ITEM	DESCRIPTION	MATERIAL	REMARKS

				ANGULAR		±5°		DSND		DATE		SCALE: N/A		MODEL TYPE: 3.1 TYPE C	
				L ≤ 4		±0.2		DWN		DATE		VIEW:		PART NO.:	
				4 < L ≤ 16		±0.3		CHKD		DATE		UNIT: mm/in		DWG NO.:	
				16 < L ≤ 63		±0.4		APPD		DATE		SIZE: A4		U261-24XN-4BS65-PC-1P	
				L > 63		±0.5						UNSPECIFIED TOLERANCES		XKB INDUSTRIAL PRECISION CO., LIMITED	
				REVISIONS				WEIGHT		SHEET		REVISION			
				www.xk-dg.cn www.helloxkb.com www.helloxkb.cn				1.0g		1/1		A0			