

- 规格书 -

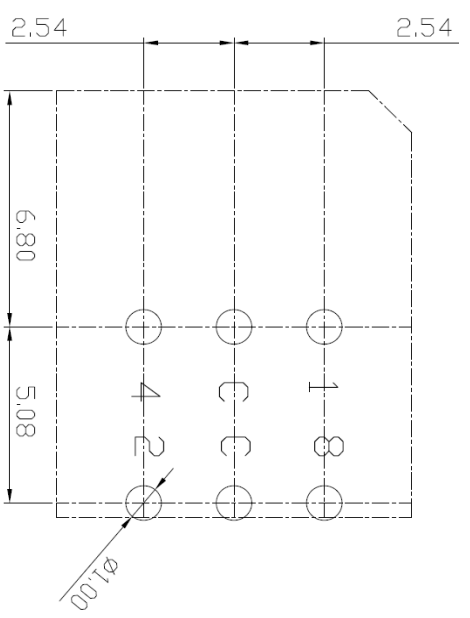
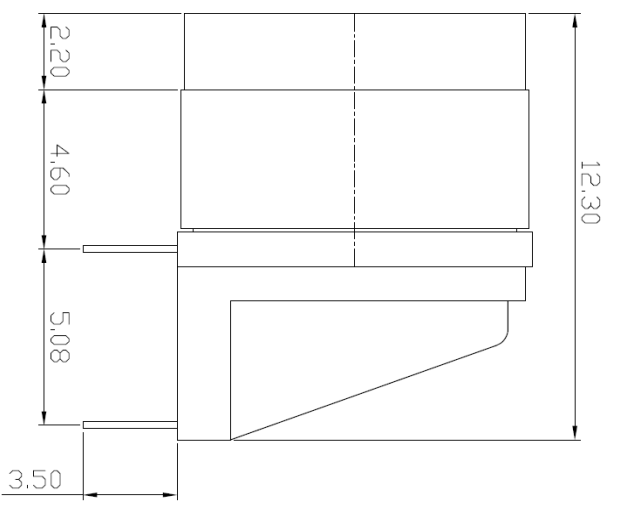
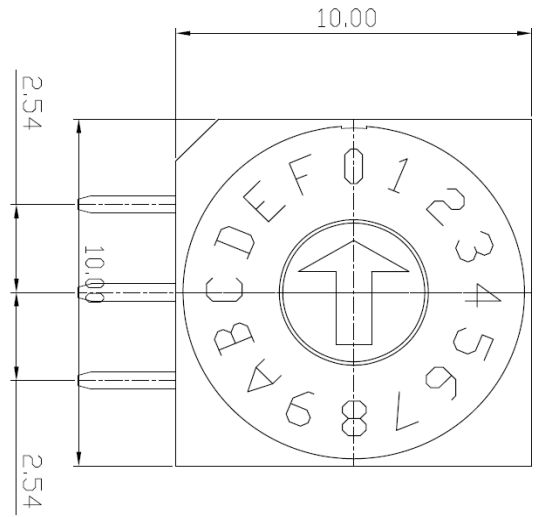
产品型号: MER-16H

产品名称: 旋转编码开关

SM SWITCH CO.,LTD

Add : 江苏省无锡市新吴区弘毅路8号金帛座706室
 韩国京畿道富川市三鹊路22号富川科技园103-506栋
TEL : +86-510-8591-9217
E-mail : SMSWITCH@SIMAOKJ.COM
Web : WWW.SIMAOKJ.CN

MARK	DATE	REMARKS
△		
△		



		Real Code				
		C	1	2	4	8
0	●	●	●	●	●	●
1	●	●	●	●	●	●
2	●	●	●	●	●	●
3	●	●	●	●	●	●
4	●	●	●	●	●	●
5	●	●	●	●	●	●
6	●	●	●	●	●	●
7	●	●	●	●	●	●
8	●	●	●	●	●	●
9	●	●	●	●	●	●
A	●	●	●	●	●	●
B	●	●	●	●	●	●
C	●	●	●	●	●	●
D	●	●	●	●	●	●
E	●	●	●	●	●	●
F	●	●	●	●	●	●

P.C.B. DIMENSION

APPD	CHKD	D'SGD	TITLE
YD WANG	J.S. KIM	H.S. LEE	ROTARY DIP SWITCH
			MODEL NO.
			MER-16H
			REV A
SM SWITCH CO., LTD.			



ROTARY DIP SWITCH SPECIFICATION

Rev. A
P:1/4

1. Style:

This specification describes "Rotary Switch" mainly used as signal switch of electric devices with the general requirements of mechanical and electrical characteristics.

1.1 Operating / Storage Temperature Range : -40℃ ~ +85℃


2. Current Range:

2.1 None-Switching : 200mA, 42V

2.2 Switching : 150mA, 42V

3. Type of Actuation : Rotating

4. Test Sequence :

ELECTRIC PERFORMANCE	ITEM	DESCRIPTION	TEST CONDITIONS	REQUIREMENTS
	1	Visual Examination	By visual examination check without any out pressure & testing.	There shall be no defects that affect the serviceability of the product
	2	Contact Resistance	① To be measured between the two terminals associated with each switch pole ② Measurements shall be made with a 1kHz shall current contact resistance meter	80mΩ max
	3	Insulation Resistance	250V DC, 1minute ±5seconds	100MΩ min
	4	Dielectric withstanding Voltage	250V AC(50Hz or 60Hz)shall be applied between all the adjacent terminal and between the terminal and the frame For 1 minute	There shall be no breakdown or flash over
5	Operation Force	Applied in the direction of operation 	700gf/cm. max	

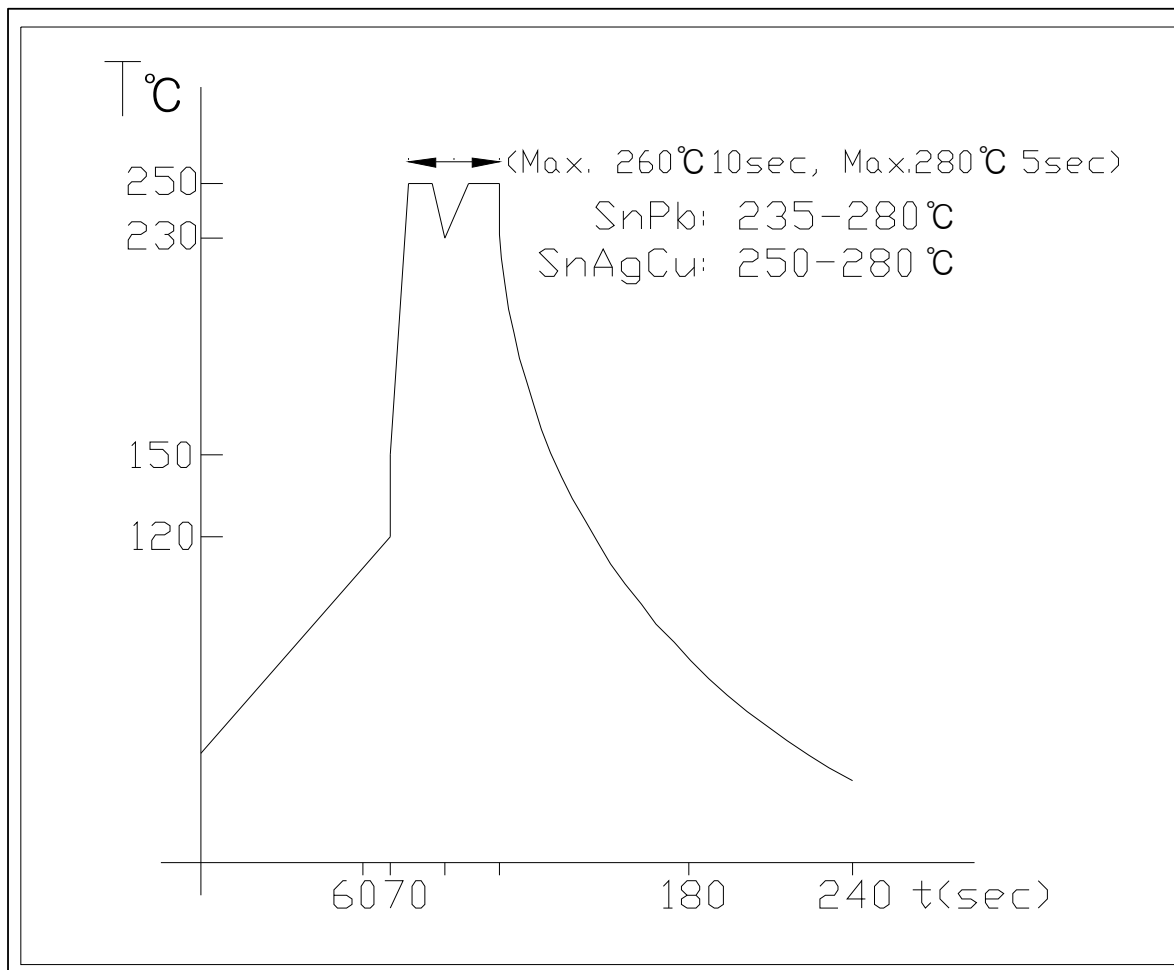


ROTARY DIP SWITCH SPECIFICATION

Rev. A
P: 2/4

M A C H I N P E R F O R M A N C E	6	Operation Life	<p>Measurements shall be made following the test set forth below:</p> <p>1)150mA, 42V DC resistive load 2)Rate of operation: 15~20 cycles/ minute 3)Step of operation: 10,000 steps</p>	<p>1)As shown in item 3,4 2)Contact Resistance: 200mΩ max 3)Final-after test</p>
	7	Resistance Low Temperature	<p>Following the test set forth below the sample shall be left in normal temperature and humidity conditions for an hour before measurements are made:</p> <p>1)Temperature: -40℃ ±3℃ 2)Time: 96 hours</p>	As shown in item 2~5
	8	Resistance High Temperature	<p>Following the test set forth below the sample shall be left in normal temperature and humidity conditions for an hour before measurements are made:</p> <p>1)Temperature: 85℃ ±2℃ 2)Time: 96 hours</p>	<p>1)As shown in item 3~5 2)Contact Resistance: 200mΩ max</p>
	9	Resistance Humidity	<p>Following the test set forth below the sample shall be left in normal temperature and humidity conditions for an hour before measurements are made:</p> <p>1)Temperature: 40℃ ±2℃ 2)Relative humidity: 90~95% 3)Time: 96 hours</p>	<p>1)As shown in item 4 2)Contact Resistance: 200mΩ max 3)Insulation Resistance: 10MΩ min</p>

5. Wave Soldering Conditions:



6. manual Soldering

: Max. 350°C Max. 3sec

7. This item is "ROHS" Compliant



ROTARY DIP SWITCH SPECIFICATION

Rev. A
P: 4/4

8. Part List

NO	PART NAME	Q'TY	MATERIALS	TREATMENT	REMARK
1	COVER	1	PA66		Print:Black
2	BASE	1			
3	ACTUATOR	1	POM		
4	CONTACT & TERMINAL	1	PHOSPHOR BRONZE	CONTACT AND TERMINAL PLATING: GOLD PLATING OVER NICKEL	Au0.03 μ m Min Ni0.1 μ m Min
5	PCB	1	EPOXY	PLATING: GOLD PLATING	Au0.05 μ m Min
6	O-Ring	1	SILICONE		