

# ME-WA Series

105°C, Small, Long Life

Low Impedance, High Ripple Current

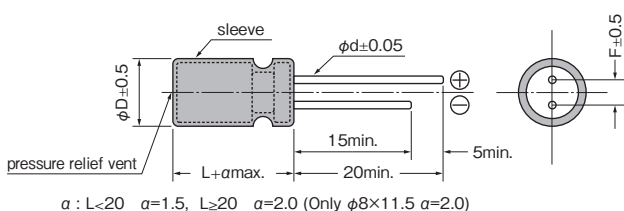


- 105°C 8,000 to 10,000hours
- Non solvent proof

## Specifications

Items	Condition	Specifications							
Rated voltage (V)	—	6.3	10	16	25	35	50	63	
Surge voltage (V)	Room temperature	8.0	13	20	32	44	63	79	
Category temperature range (°C)	—	-40 to +105							
Capacitance tolerance (%)	120Hz/20°C	M : ±20							
Dissipation Factor (tan δ)	tanδ(max.) 120Hz/20°C	0.22	0.19	0.16	0.14	0.12	0.10	0.10	
		Exceeding 1,000μF, +0.02 every 1,000μF							
Leakage current (LC)	μA/after 2minutes (max.)	0.03CV							
Impedance ratio at low temperature	Based on the value at 120Hz, +20°C	-25°C Z/Z <sub>20°C</sub>	2	2	2	2	2	2	2
		-40°C Z/Z <sub>20°C</sub>	3	3	3	3	3	3	3
Endurance	105°C rated voltage applied (With the rated ripple current)	Test	φ8 : 8,000hours, φ10 to φ16 : 10,000hours						
		ΔC/C	Within ±25% of the initial value(6.3V, 10V : ±30%)						
		tanδ	Less than 200% of the specified value						
		LC	Less than the specified value						

## Dimensions



(Unit : mm)

φD	8	10	12.5	16
F	3.5	5.0	5.0	7.5
φd	0.6	0.6	0.6★	0.8

★φ12.5×30:φd=0.8

## Size, Impedance, Rated Ripple Current

Case size φD×L(mm)	6.3			10		
	Items Capacitance (μF)	Impedance(Ωmax.) (20°C/100kHz)	Rated ripple current(mArms) (105°C/100kHz)	Capacitance (μF)	Impedance(Ωmax.) (20°C/100kHz)	Rated ripple current(mArms) (105°C/100kHz)
8×11.5	820	0.059	945	680	0.059	945
8×15	★1 1200	0.046	1250	★1 1000	0.046	1250
8×20	1500	0.031	1500	★1 1500	0.031	1500
10×12.5	1200	0.043	1330	1000	0.043	1330
10×16	1800	0.030	1760	1500	0.030	1760
10×20	2200	0.021	1960	1800	0.021	1960
10×22	2700	0.020	2250	2200	0.020	2250
12.5×20	3900	0.019	2480	3300	0.019	2480
12.5×25	4700	0.016	2900	3900	0.016	2900
12.5×30	5600	0.014	3450	★1 4700	0.014	3450
16×21	6800	0.018	3250	4700	0.018	3250
16×25	8200	0.014	3630	6800	0.014	3630

★1 WAL

**Size, Impedance, Rated Ripple Current**

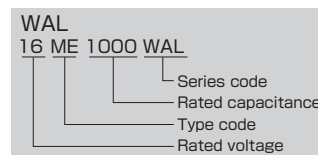
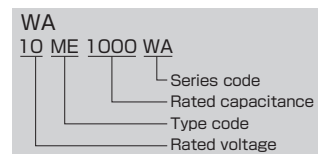
V Case size Items φD×L (mm)	16			25		
	Capacitance (μF)	Impedance(Ωmax.) (20°C/100kHz)	Rated ripple current(mArms) (105°C/100kHz)	Capacitance (μF)	Impedance(Ωmax.) (20°C/100kHz)	Rated ripple current(mArms) (105°C/100kHz)
8×11.5	470	0.059	945	330	0.059	945
8×15	★1 680	0.046	1250	390	0.046	1250
8×20	★1 1000	0.031	1500	560	0.031	1500
10×12.5	680	0.043	1330	470	0.043	1330
10×16	1000	0.030	1760	680	0.030	1760
10×20	1500	0.021	1960	820	0.021	1960
10×22	1800	0.020	2250	1000	0.020	2250
12.5×20	2200	0.019	2480	1500	0.019	2480
12.5×25	2700	0.016	2900	1800	0.016	2900
12.5×30	★1 3300	0.014	3450	★1 2200	0.014	3450
16×21	3300	0.018	3250	2200	0.018	3250
16×25	4700	0.014	3630	3300	0.014	3630

V Case size Items φD×L (mm)	35			50		
	Capacitance (μF)	Impedance(Ωmax.) (20°C/100kHz)	Rated ripple current(mArms) (105°C/100kHz)	Capacitance (μF)	Impedance(Ωmax.) (20°C/100kHz)	Rated ripple current(mArms) (105°C/100kHz)
8×11.5	220	0.059	945	100	0.074	724
8×15	270	0.046	1250	120	0.061	950
8×20	390	0.031	1500	180	0.046	1190
10×12.5	330	0.043	1330	150	0.061	979
10×16	470	0.030	1760	220	0.042	1370
10×20	560	0.021	1960	270	0.030	1580
10×22	680	0.020	2250	330	0.028	1870
12.5×20	1000	0.019	2480	470	0.027	2050
12.5×25	1200	0.016	2900	560	0.023	2410
12.5×30	★1 1500	0.014	3450	680	0.021	2860
16×21	1500	0.018	3250	820	0.023	2730
16×25	2200	0.014	3630	1000	0.021	3010

V Case size Items φD×L (mm)	63		
	Capacitance (μF)	Impedance(Ωmax.) (20°C/100kHz)	Rated ripple current(mArms) (105°C/100kHz)
8×11.5	82	0.22	525
8×15	100	0.16	688
8×20	150	0.12	861
10×12.5	120	0.15	725
10×16	180	0.11	998
10×20	270	0.078	1200
12.5×20	390	0.060	1570
12.5×25	470	0.043	1990
12.5×30	★1 560	0.035	2410
16×21	560	0.043	2100
16×25	820	0.032	2730

Please refer to page 14 for ripple current frequency coefficients.

★1 WAL

**Part number**

 Radial Lead Type  
Aluminum Electrolytic Capacitors

 ME-SWB  
ME-UZ-SZ  
ME-UAX-SAX  
ME-SWG  
ME-HC  
ME-LS  
ME-CZ  
ME-CA  
ME-CX  
ME-AX  
ME-WX  
ME-WA  
ME-WL  
ME-WG  
ME-FX  
ME-PX  
ME-HPC-HPD  
ME-FC-FD  
ME-FH  
ME-SWN  
ME-HWN