


ALUMINUM ELECTROLYTIC CAPACITORS

UXY

Miniature Sized, Vibration Resistance
For +125°C or 135°C Use
(125°C / 135°C 3000hour)



- Anti-vibration structuring than UBY.
- Suited for automobile electronics where heavy duty services are indispensable.
- Compliant to the RoHS directive (2011/65/EU,(EU)2015/863).
- AEC-Q200 compliant. Please contact us for details.

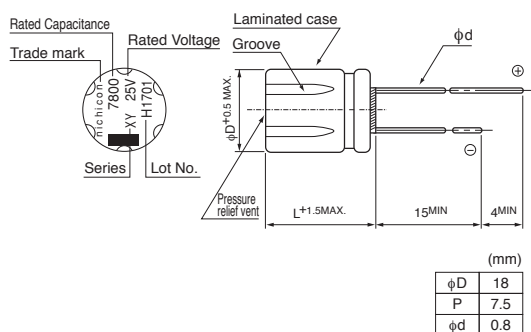


Specifications

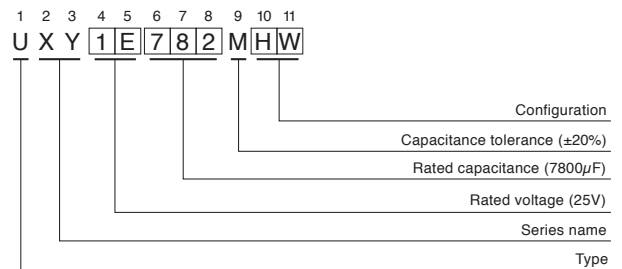
Item	Performance Characteristics																
Category Temperature Range	-40 to +135°C																
Rated Voltage Range	25 to 35V																
Rated Capacitance Range	5000 to 11000μF																
Capacitance Tolerance	±20% at 120Hz, 20°C																
Leakage Current	After 1 minute's application of rated voltage at 20°C, leakage current is not more than 0.03CV (μA)																
Tangent of loss angle (tan δ)	<table border="1"> <tr> <td>Rated voltage (V)</td> <td>25</td> <td>35</td> <td colspan="2">120Hz, 20°C</td> </tr> <tr> <td>tan δ (MAX.)</td> <td>0.14</td> <td>0.12</td> <td colspan="2"></td> </tr> </table> <p>For capacitance of more than 1000μF, add 0.02 for every increase of 1000μF.</p>	Rated voltage (V)	25	35	120Hz, 20°C		tan δ (MAX.)	0.14	0.12								
Rated voltage (V)	25	35	120Hz, 20°C														
tan δ (MAX.)	0.14	0.12															
Stability at Low Temperature	<table border="1"> <tr> <td colspan="2">Rated voltage (V)</td> <td colspan="2">120Hz</td> </tr> <tr> <td rowspan="2">Impedance ratio (MAX.)</td> <td>Z-25°C / Z+20°C</td> <td>2</td> <td>2</td> </tr> <tr> <td>Z-40°C / Z+20°C</td> <td>4</td> <td>4</td> </tr> </table>	Rated voltage (V)		120Hz		Impedance ratio (MAX.)	Z-25°C / Z+20°C	2	2	Z-40°C / Z+20°C	4	4					
Rated voltage (V)		120Hz															
Impedance ratio (MAX.)	Z-25°C / Z+20°C	2	2														
	Z-40°C / Z+20°C	4	4														
Endurance	<p>The specifications listed below shall be met when the capacitors are restored to 20°C after D.C. bias plus rated ripple current is applied for 3000 hours at 125°C or 135°C, the peak voltage shall not exceed the rated voltage.</p> <table border="1"> <tr> <td>Capacitance change</td> <td>Within ±30% of the initial capacitance value</td> </tr> <tr> <td>tan δ</td> <td>300% or less than the initial specified value</td> </tr> <tr> <td>Leakage current</td> <td>Less than or equal to the initial specified value</td> </tr> </table>	Capacitance change	Within ±30% of the initial capacitance value	tan δ	300% or less than the initial specified value	Leakage current	Less than or equal to the initial specified value										
Capacitance change	Within ±30% of the initial capacitance value																
tan δ	300% or less than the initial specified value																
Leakage current	Less than or equal to the initial specified value																
Shelf Life	After storing the capacitors under no load at 125°C for 1000 hours and then performing voltage treatment based on JIS C 5101-4 clause 4.1 at 20°C, they shall meet the specified values for the endurance characteristics listed above.																
Vibration	<p>The specifications listed below shall be met when the capacitors are restored to 20°C after subjected to vibration conditions at room temperature(15 to 35°C).</p> <table border="1"> <tr> <td>Capacitance change</td> <td>Within ±5% of the initial capacitance value</td> </tr> <tr> <td>tan δ</td> <td>Less than or equal to the initial specified value</td> </tr> <tr> <td>Leakage current</td> <td>Less than or equal to the initial specified value</td> </tr> </table> <p>Vibration conditions</p> <table border="1"> <tr> <td>Vibration frequency range</td> <td>10 to 2000Hz</td> </tr> <tr> <td>Amplitude or acceleration</td> <td>Total amplitude either 1.5mm or 392m/s²(40G) whichever is looser</td> </tr> <tr> <td>Sweep rate</td> <td>0.5 octaves/minute</td> </tr> <tr> <td>Vibration direction and time</td> <td>X, Y, Z in each direction for two hours, totalling six hours</td> </tr> <tr> <td>Fixed</td> <td>Fixed product and lead lines on stationary object (please inquire for more details)</td> </tr> </table>	Capacitance change	Within ±5% of the initial capacitance value	tan δ	Less than or equal to the initial specified value	Leakage current	Less than or equal to the initial specified value	Vibration frequency range	10 to 2000Hz	Amplitude or acceleration	Total amplitude either 1.5mm or 392m/s ² (40G) whichever is looser	Sweep rate	0.5 octaves/minute	Vibration direction and time	X, Y, Z in each direction for two hours, totalling six hours	Fixed	Fixed product and lead lines on stationary object (please inquire for more details)
Capacitance change	Within ±5% of the initial capacitance value																
tan δ	Less than or equal to the initial specified value																
Leakage current	Less than or equal to the initial specified value																
Vibration frequency range	10 to 2000Hz																
Amplitude or acceleration	Total amplitude either 1.5mm or 392m/s ² (40G) whichever is looser																
Sweep rate	0.5 octaves/minute																
Vibration direction and time	X, Y, Z in each direction for two hours, totalling six hours																
Fixed	Fixed product and lead lines on stationary object (please inquire for more details)																
Marking	Black print on the case top.																

The UXY series places emphasis on high ripple current, as a result the lifetime calculation is different than other series. Please contact Nichicon for details.

Radial Lead Type



Type numbering system (Example : 25V 7800μF)



Frequency coefficient of rated ripple current

Cap. (μF)	Frequency	120Hz	1kHz	10kHz	100kHz or more
5000 to 11000		0.85	0.95	0.98	1.00

● Dimension table in next page.

UXY

■ Dimensions

Rated Voltage (V) (code)	Rated Capacitance (μ F)	Case Size ϕ D \times L (mm)	tan δ	Leakage Current (μ A) (at 20°C after 1 minute)	ESR (Ω) MAX.		Rated Ripple (mArms)		Part Number
					20°C/ 100kHz	-40°C/ 100kHz	125°C/ 100kHz	135°C/ 100kHz	
25 (1E)	7800	18 \times 31.5	0.26	5850	0.023	0.19	5380	3330	UXY1E782MHW
	11000	18 \times 40	0.34	8250	0.019	0.13	6800	3900	UXY1E113MHW
35 (1V)	5000	18 \times 31.5	0.20	5250	0.023	0.19	5380	3330	UXY1V502MHW
	7300	18 \times 40	0.24	7665	0.019	0.13	6800	3900	UXY1V732MHW

For cut leads, formed leads or taped parts, please add the appropriate code after the size code (12th digit).
If there is no size code in the part number, please add size code "1" and then add the appropriate code.

- For formed lead or taped product specifications and minimum order quantity, please refer to the Guidelines for Aluminum Electrolytic Capacitors.