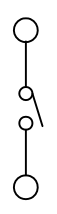
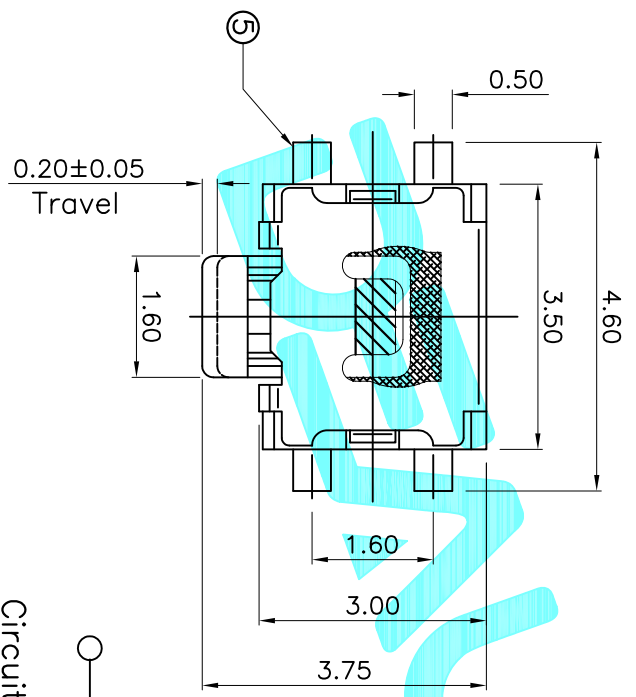
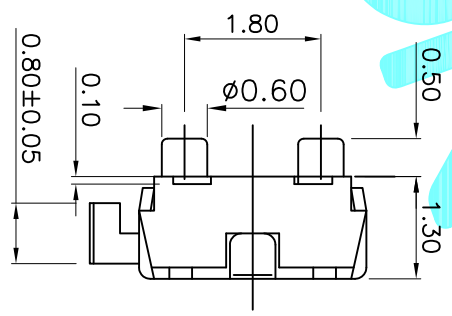


PCB Layout (Pattern side)



Circuit Diagram



NO.1	
PART NO	vigor
XXX	70±30
XXX	100±50
XXX	160±50
XXX	250±50
XXX	320±80
XXX	350±80
XXX	520±130

PART NO.	TD-1187SA	TD-1187SN

ITEM	PART NAME	QTY.	MATERIAL	FINISHING
⑥	Dust cover	2	Kapton film	Yellow
⑤	Terminal	4	Phosphor Bronze	Plating silver
④	Contact	1	SUS	Plating silver
③	Base	1	LCP	White
②	Cover	1	Brass	Plating silver
①	Knob	1	PA46	Black

APPROVALS		DATE	EDELON ELECTRONICS CO.,LTD			
DRAWN	G.M.Chen	2015/5/19				
CHECKED						
APPROVALS						
TOLERANCES ARE		30°±0.1°	±0.30	ANGLE		
		10°~30°	±0.20	UNIT: mm		
		5°~10°	±0.15	SCALE: 1:1		
		~ 5	±0.10	DRAWING NO.		
ECN NO.	REV.	DATE.	DESCRIPTION.	CHANGE.	CHECK.	APPRO.
	A		NEW			