

K32 THUR K320



K32 THUR K320 Schottky Barrier Rectifiers

General description

3.0Amp Surface Mounted Schottky Barrier Rectifiers

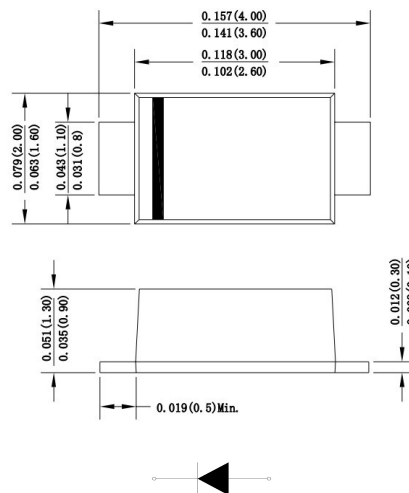
FEATURES

- The plastic package carries Underwriters Laboratory Flammability Classification 94V-0
- For surface mounted applications
- Built-in strain relief, ideal for automated placement
- Low reverse leakage
- High forward surge current capability
- High temperature soldering guaranteed
- 250 C/10 seconds at terminals.

MECHANICAL DATA

- Case : Molded plastic body
- Terminals : Solder plated, solderable per MIL-STD-750, Method 2026
- Polarity : Polarity symbol marking on body
- Mounting Position: Any
- Weight : 0.0007 ounce, 0.02 grams

SOD-123FL



Dimensions in inches and (millimeters)

Maximum Ratings And Electrical Characteristics

Parameter	SYMBOLS	K32	K34	K36	K38	K310	K315	K320	UNITS
Maximum repetitive peak reverse voltage	V_{RRM}	20	40	60	80	100	150	200	V
Maximum RMS voltage	V_{RMS}	14	28	42	56	70	105	140	V
Maximum DC blocking voltage	V_{DC}	20	40	60	80	100	150	200	V
Maximum average forward rectified current at $T_L=100^\circ\text{C}$	$I_{(AV)}$	3.0							A
Peak forward surge current, 8.3ms single half sine-wave superimposed on rated load	I_{FSM}	70.0							A
Maximum instantaneous forward voltage at 2.0A	V_F	0.55	0.70	0.85	0.95				V
Maximum DC reverse current $T_A=25^\circ\text{C}$ at rated DC blocking voltage $T_A=125^\circ\text{C}$	I_R	0.5 50			0.05 10			mA	
Typical thermal resistance	R_{qJA}	85.0							$^\circ\text{C/W}$
Operating junction temperature range	T_J	-55 to +125			-55 to +150			$^\circ\text{C}$	
Storage temperature range	T_{STG}	-55 to +150							$^\circ\text{C}$

K32 THUR K320

Rating And Characteristic Curves

FIG. 1- DERATING CURVE OUTPUT RECTIFIED CURRENT

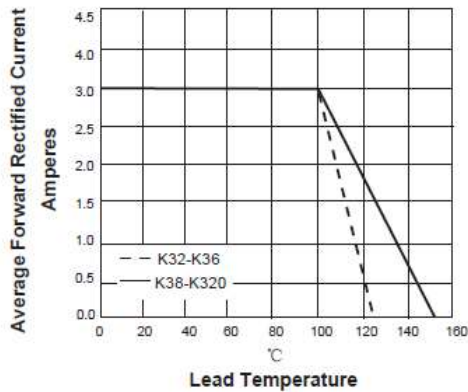


FIG. 2-MAXIMUM NON-REPETITIVE PEAK FORWARD SURGE CURRENT PER LEG

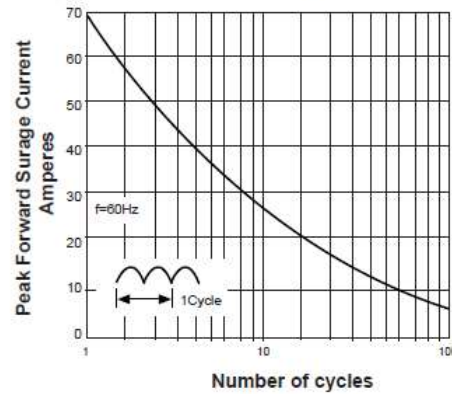


FIG. 3-TYPICAL FORWARD VOLTAGE CHARACTERISTICS

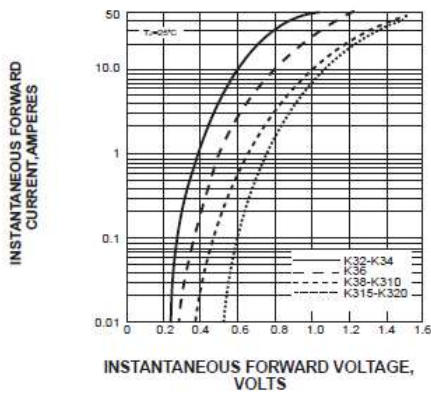
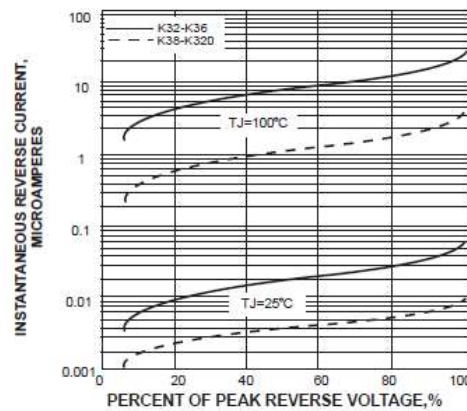
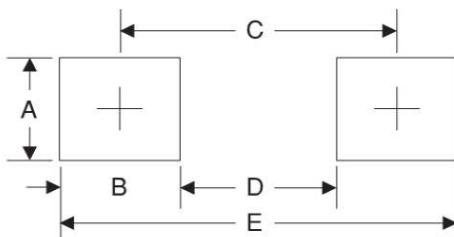


FIG. 4-TYPICAL REVERSE LEAKAGE CHARACTERISTICS



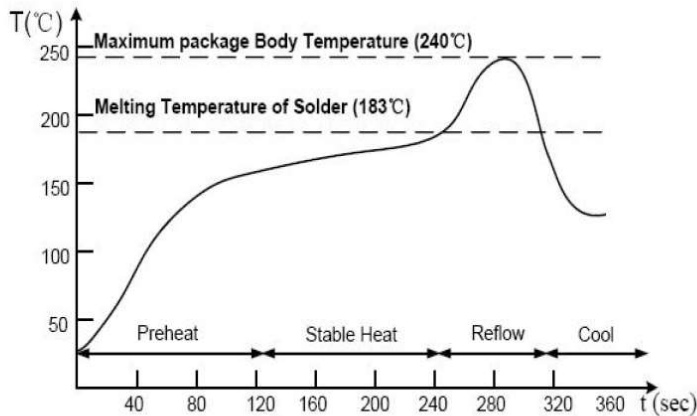
Suggested Pad Layout



Symbol	Unit (mm)	Unit (inch)
A	1.2	0.048
B	1.15	0.045
C	3.10	0.122
D	1.95	0.077
E	4.25	0.167

K32 THUR K320

Suggested Soldering Temperature Profile

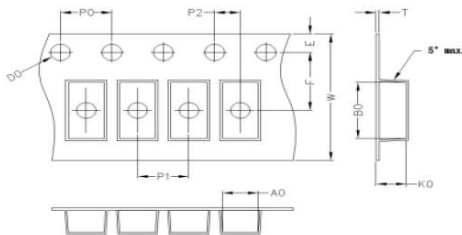


Note

- Recommended reflow methods: IR, vapor phase oven, hot air oven, wave solder.
- The device can be exposed to a maximum temperature of 265°C for 10 seconds.
- Devices can be cleaned using standard industry methods and solvents.
- If reflow temperatures exceed the recommended profile, devices may not meet the performance requirements.

Package Information

Carrier Dimension(mm)



A0	B0	K0	D0	E	F
2.15	3.95	1.35	1.55	1.75	3.50
P0	P1	P2	T	W	Tolerance
4.0	4.0	2.0	0.25	8	0.1

Package Specifications

Package	Reel Size	Reel DIA. (mm)	Q'TY/Reel (Kpcs)	Box Size (mm)	QTY/Box (Kpcs)	Carton Size (mm)	Q'TY/Carton (Kpcs)
SOD123FL	7'	178	3	180	15	380*200*200	150

Important Notice and Disclaimer

DOESHARE has used reasonable care in preparing the information included in this document, but DOESHARE does not warrant that such information is error free. DOESHARE assumes no liability whatsoever for any damages incurred by you resulting from errors in or omissions from the information included herein.

DOESHARE no warranty, representation or guarantee regarding the documents, circuits and products specification, DOESHARE reservation rights to make changes for any documents, products, circuits and specifications at any time without notice.

Purchasers are solely responsible for the choice, selection and use of the DOESHARE products and services described herein, and DOESHARE assumes no liability whatsoever relating to the choice, selection or use of the products and services described herein.

No license, express or implied, by implication or otherwise under any intellectual property rights of DOESHARE.

Resale of DOESHARE products with provisions different from the statements and/or technical features set forth in this document shall immediately void any warranty granted by DOESHARE for the DOESHARE product or service described herein and shall not create or extend in any manner whatsoever, any liability of DOESHARE.