

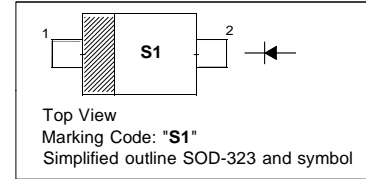
Schottky Barrier Diode

Features

- Low forward voltage
- Small plastic SMD SOD-323 package

PINNING

PIN	DESCRIPTION
1	Cathode
2	Anode



Absolute Maximum Ratings ($T_a = 25\text{ }^\circ\text{C}$)

Parameter	Symbol	Value	Unit
Repetitive Peak Reverse Voltage	V_{RRM}	40	V
Forward Current	I_F	350	mA
Peak Forward Surge Current ($t_p = 10\text{ ms}$)	I_{FSM}	2	A
Thermal Resistance from Junction Ambient	R_{thJA}	550	$^\circ\text{C/W}$
Maximum Operating Junction Temperature	T_j	150	$^\circ\text{C}$
Storage Temperature Range	T_{stg}	- 65 to + 150	$^\circ\text{C}$

Characteristics at $T_a = 25\text{ }^\circ\text{C}$

Parameter	Symbol	Min.	Max.	Unit
Reverse Breakdown Voltage at $I_R = 25\text{ }\mu\text{A}$	$V_{(BR)R}$	40	-	V
Forward Voltage at $I_F = 0.1\text{ mA}$ at $I_F = 1\text{ mA}$ at $I_F = 10\text{ mA}$ at $I_F = 50\text{ mA}$ at $I_F = 200\text{ mA}$ at $I_F = 500\text{ mA}$	V_F	- - - - - -	0.25 0.3 0.4 0.5 0.75 0.9	V
Reverse Current at $V_R = 1.5\text{ V}$ at $V_R = 10\text{ V}$ at $V_R = 20\text{ V}$ at $V_R = 40\text{ V}$	I_R	- - - -	1 2 5 25	μA

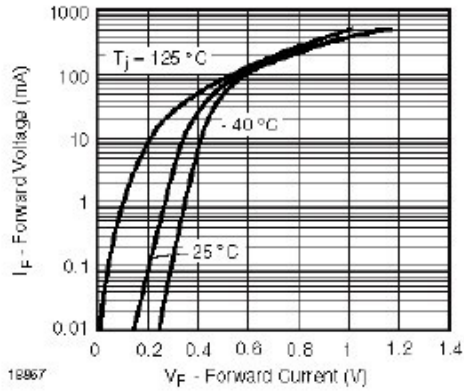


Figure 1. Typical Forward Voltage Forward Current at Various Temperatures

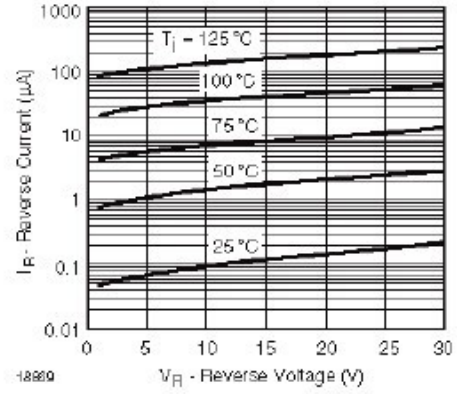


Figure 3. Typical Variation of Reverse Current at Various Temperatures

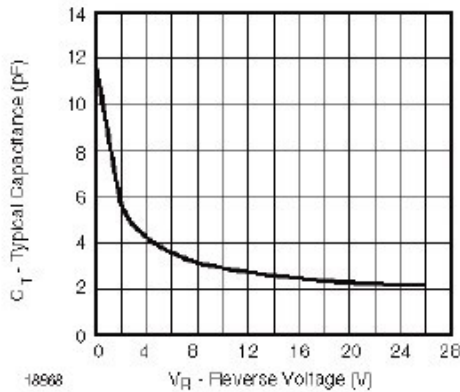


Figure 2. Typical Capacitance vs. Reverse Applied Voltage



CHINA BASE
INTERNATIONAL

SOD-323

BAT48WS

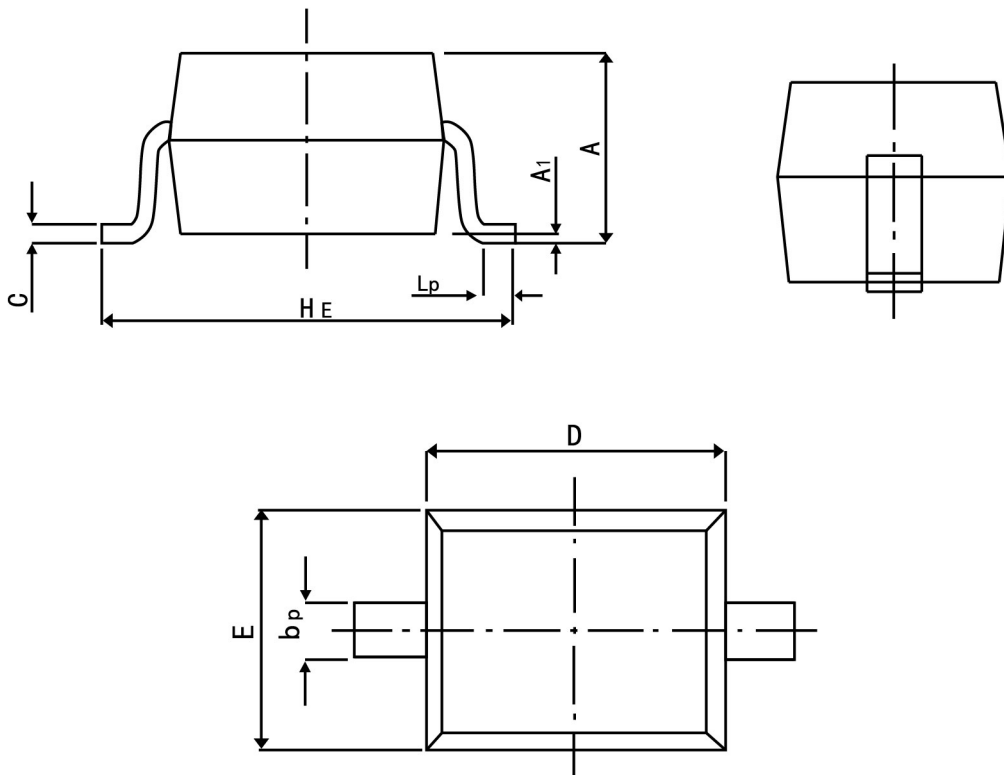


www.china-base.com.hk

PACKAGE OUTLINE

Plastic surface mounted package; 2 leads

SOD-323



Symbol	Dimension in Millimeters	
	Min	Max
A	0.90	1.20
bp	0.25	0.40
C	0.10	0.15
D	1.60	1.80
E	1.15	1.35
HE	2.30	2.80
A1	0.01	0.10
Lp	0.20	0.50