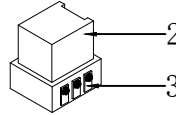
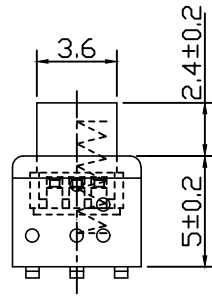


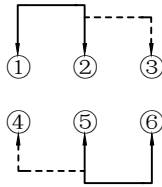
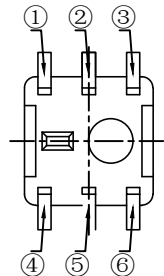
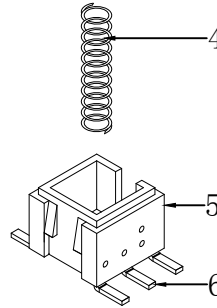
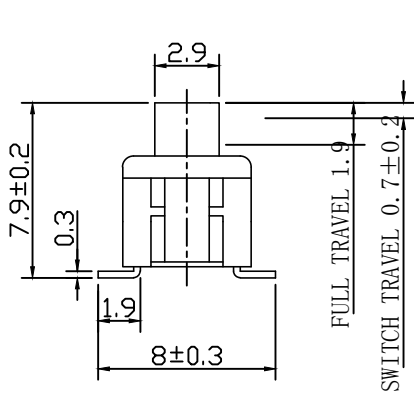
ELECTRICAL CHARACTERISTICS

1. RATING: DC 30V 0.1A
2. CONTACT RESISTANCE: 100mΩ MAX
3. INSULATION RESISTANCE: 100MΩ MIN
4. DIELECTRIC STRENGTH: AC 250V(50~60Hz)/60S

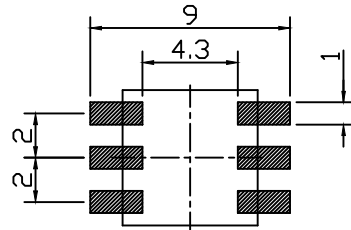


MECHANICAL CHARACTERISTICS

1. PRACTICAL TEMPERATURE RANG: -40°C~+85°C
2. OPERATING FORCE: 250±50gf
3. MECHANICAL LIFE: 20,000 cycles



SCHEMATIC



P. C. B LAYOUT

| 8 | | | | |
|-----|-----------|----------|------|-----------|
| 7 | | | | |
| 6 | TERMINAL | BRASS | 6 | Ag PLATED |
| 5 | CASE | PPA | 1 | BLACK |
| 4 | SPRING | SUS | 1 | NATURAL |
| 3 | CONTACT | BRONZE | 2 | Ag PLATED |
| 2 | KNOB | PPA | 1 | BEIGE |
| 1 | COVER | PPA | 1 | BLACK |
| NO. | PART NAME | MATERIAL | QTY. | FINISHING |

HAOFU ELECTRONCS TECHNOLOGY CO., LTD

| | | | | | | | |
|-----------|------------------------|------------------|------|---------|-----------|---------|--------|
| PART NAME | | PUSH SWITCH | | DRAWING | Y,C,ZHANG | DWG.No. | SBICL |
| PART NO. | | PB22E64N250WS1.9 | | CHECK | G.C.Chen | REV. | A1 |
| UNIT : | TOLERANCE OTHERWISE | UP TO 5 | ±0.2 | ANGLE | APPROVAL | DATE | |
| | | ABOVE 5~30 | ±0.3 | | | | |
| mm | | ABOVE 30 | ±0.5 | 0°±3' | SCALE | PAGE | 1 OF 1 |
| | | ANGLE | ±3' | | 2:1 | | |

COPYRIGHT RESERVED,PLEASE DO NOT COPY.