RoHS Compliant

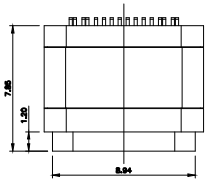

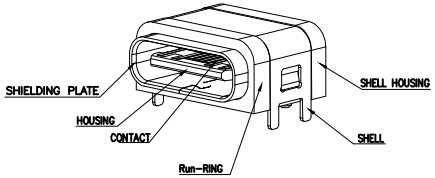

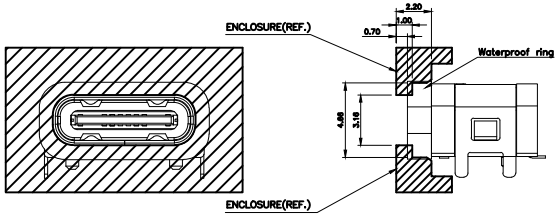

RECOMMENDED SCHEMATIC DRAWING OF CONNECTOR MATCH CHASSIS

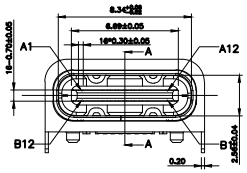

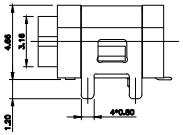

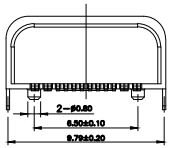

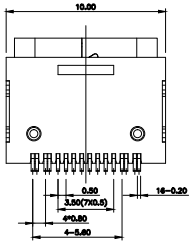

Section A–A

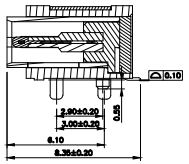

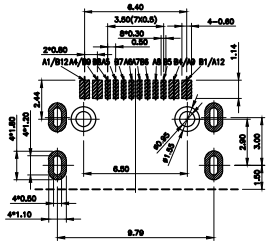

RECOMMENDED P.C.B. LAYOUT
TOLERANCE UNSPECIFIED ±0.05mm

NOTES:
SPECIFICATION:

1. CURRENT RATING: 3.0A MAX
2. VOLTAGE: 30 VAC
3. TEMPERATURE RANGE: −30 °C ~ 85 °C
4. CONTACT RESISTANCE: 40 MILLIONHM MAX
5. INSULATION RESISTANCE: 100 MEGOHMS MIN.
6. LNSERTION FORCE : 6N~20N
7. UNMATING FORCE: 8N~20N
8. DURABILITY: 10,000 CYCLES
9. WATER PROOFNESS:THISPRODUCTIS BASED ON IPX7(1.5M 30min).
（防水等级IPX7 1.5米深 30分钟）

USB TYPE-C PIN ASSIGNMENTS

PIN NUMBER	SIGNAL NAME	PIN NUMBER	SIGNAL NAME
A1	GND	B12	GND
A4	VBUS	B9	VBUS
A5	CC1	B8	SBU2
A6	Dp1	B7	Dn2
A7	Dn1	B6	Dp2
A8	SBU1	B5	CC2
A9	VBUS	B4	VBUS
A12	GND	B1	GND

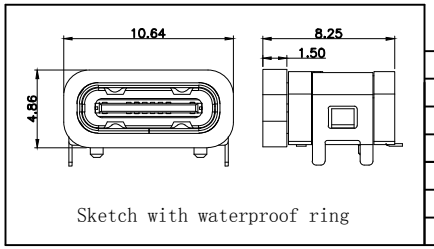

Sketch with waterproof ring

NO	DESCRIPTION	QTY	MATERIAL	REMARKS
6	Run-RING	1PCS	Silica gel	BLACK
5	SHELL	1PCS	STAINLESS STEEL	NI Plated: 40u"MIN
4	SHIELDING PLATE	1PCS	STAINLESS STEEL	NI Plated: 40u"MIN
3	CONTACT	1SET	Brass	Contact Plating: Au (1u"–3u") Soldering Plating: Au 1u"
2	SHELL HOUSING	1PCS	LCP	BLACK
1	HOUSING	1PCS	LCP	BLACK

HAOFU ELECTRIONCS TECHNOLOGY CO.,LTD

COPYRIGHT RESERVED,PLEASE DO NOT COPY.

PART NAME	TYPE-C 16pin 贴板防水	DRAWING	Y,C,ZHANG	DWG.No.	SBICL
PART NO.	A15SC7151B01-137	CHECK	G.C.Chen	REV.	A1
UNIT : mm	TOLERANCE OTHERWISE: UP TO 5 ±0.2; ABOVE 5 ~30 ±0.3; ABOVE 30 ±0.5; ANGLE ±3°	ANGLE 0°±3°	APPROVAL	DATE	
			SCALE 2:1	PAGE	1 OF 1