


Features

- ◆ Surface Mount Devices
- ◆ Standard 7555mm(2920mils) footprint
- ◆ Surface mount packaging for automated assembly
- ◆ Compatible with Pb and Pb-free solder re flow profiles.
- ◆ RoHS, Reach, HF compliance

Applications

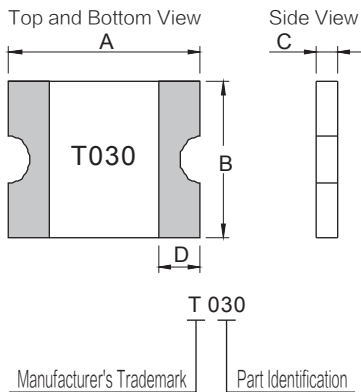
- ◆ Computer mother board, Modem ◆
- Industrial controls
- ◆ IEEE ports
- ◆ Portable electronics



电气特性：

P/N	保持电流	跳脱电流	最大电压	最大电流	最大动作时间		消耗功率	电阻范围 (Ω)	
	I_H , (A)	I_T , (A)	V_{max} , (V)	I_{max} , (A)	(A)	(Sec.)	Pd_{typ} , (W)	R_{min}	$R1_{max}$
LSMD030	0.30	0.60	60	10	1.5	3.0	1.5	0.600	4.300
LSMD050	0.50	1.00	60	10	2.5	3.0	1.5	0.180	1.400
LSMD075	0.75	1.50	33	40	8.0	0.3	1.5	0.100	1.000
LSMD100	1.00	2.00	33	40	8.0	0.5	1.5	0.065	0.410
LSMD125	1.25	2.50	33	40	8.0	2.0	1.5	0.050	0.250
LSMD150	1.50	3.00	33	40	8.0	2.0	1.5	0.035	0.230
LSMD185	1.85	3.70	33	40	8.0	2.0	1.5	0.030	0.150
LSMD200	2.00	4.00	16	40	8.0	4.5	1.5	0.025	0.120
LSMD250	2.50	5.00	16	40	8.0	16.0	1.5	0.018	0.085
LSMD260	2.60	5.20	16	40	8.0	18.0	1.5	0.014	0.075
LSMD260/24	2.60	5.20	24	40	8.0	18.0	1.5	0.014	0.075
LSMD300	3.00	6.00	12	40	8.0	20.0	1.5	0.010	0.055
LSMD300/24	3.00	6.00	24	40	8.0	20.0	1.5	0.010	0.055
LSMD400	4.00	8.00	12	40	8.0	50.0	1.5	0.007	0.035
LSMD450	4.50	9.00	16	40	22.5	5.0	1.5	0.005	0.020
LSMD500	5.00	10.00	12	40	25.0	25.0	1.5	0.005	0.018

产品尺寸 (Unit: mm) :

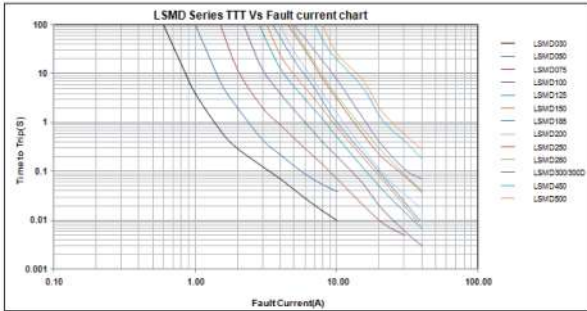


P/N	Marking (标识)	A		B		C		D
		Min.	Max.	Min.	Max.	Min.	Max.	Min.
LSMD030	T030	6.73	7.98	4.80	5.44	0.75	1.25	0.30
LSMD050	T050	6.73	7.98	4.80	5.44	0.75	1.25	0.30
LSMD075	T075	6.73	7.98	4.80	5.44	0.65	1.05	0.30
LSMD100	T100	6.73	7.98	4.80	5.44	0.65	1.05	0.30
LSMD125	T125	6.73	7.98	4.80	5.44	0.65	1.05	0.30
LSMD150	T150	6.73	7.98	4.80	5.44	0.90	1.30	0.30
LSMD185	T185	6.73	7.98	4.80	5.44	0.90	1.30	0.30
LSMD200	T200	6.73	7.98	4.80	5.44	0.45	0.85	0.30
LSMD250	T250	6.73	7.98	4.80	5.44	0.45	0.85	0.30
LSMD260	T260	6.73	7.98	4.80	5.44	0.45	0.85	0.30
LSMD260/24	T260	6.73	7.98	4.80	5.44	0.80	1.20	0.30
LSMD300	T300	6.73	7.98	4.80	5.44	0.45	0.85	0.30
LSMD300/24	T300	6.73	7.98	4.80	5.44	0.80	1.20	0.30
LSMD450	T450	6.73	7.98	4.80	5.44	0.80	1.20	0.30
LSMD400	T400	6.73	7.98	4.80	5.44	0.80	1.20	0.30
LSMD500	T500	6.73	7.98	4.80	5.44	0.80	1.20	0.30

环境温度与工作电流关系特性曲线 :

P/N	工作环境温度								
	-40℃	-20℃	0℃	25℃	40℃	50℃	60℃	70℃	85℃
LSMD030	0.45	0.40	0.35	0.30	0.25	0.23	0.20	0.17	0.14
LSMD050	0.76	0.67	0.59	0.50	0.42	0.38	0.33	0.29	0.23
LSMD075	1.13	1.01	0.88	0.75	0.62	0.56	0.50	0.44	0.34
LSMD100	1.66	1.47	1.29	1.10	0.91	0.83	0.73	0.64	0.50
LSMD125	1.89	1.68	1.46	1.25	1.04	0.94	0.83	0.73	0.56
LSMD150	2.27	2.01	1.76	1.50	1.25	1.13	1.00	0.87	0.74
LSMD185	2.80	2.47	2.17	1.85	1.54	1.39	1.22	1.07	0.85
LSMD200	3.02	2.68	2.34	2.00	1.80	1.70	1.54	1.40	1.30
LSMD250	3.78	3.35	2.93	2.50	2.25	2.13	1.93	1.75	1.63
LSMD260	3.93	3.48	3.04	2.60	2.34	2.21	2.00	1.82	1.69
LSMD260/24	3.93	3.48	3.04	2.60	2.34	2.21	2.00	1.82	1.69
LSMD300	4.53	4.02	3.51	3.00	2.52	2.26	1.99	1.75	1.34
LSMD300/24	4.53	4.02	3.51	3.00	2.52	2.26	1.99	1.75	1.34
LSMD450	6.80	6.03	5.27	4.50	4.05	3.83	3.47	3.15	2.93

动作电流时间曲线表：



The Time to Trip curves represent typical performance of a device in a simulated application environment. Actual performance in specific customer applications may differ from these values due to the influence of other variables.

标准包装数量：

Model	Q'ty/Reel
LSMD150/185/ 260/24 / 300/24 /400 /450 /500	1000pcs
LSMD030~LSMD125	1500pcs
LSMD200/250/260/300	2000pcs

Note: Reel packaging per EIA-481-1 standard