


Description: Monopole GPS, BT, WiFi

Series : Chip Antenna

PART NUMBER: W3043



Features:

- Multipurpose for various frequency applications
 - Option 1: GPS 1.575GHz
 - Option 2: WiFi 2.4-2.485GHz
- Compact size W x L x H:
(3.2 x 1.6 x 1.1 mm)
- Low weight (33 mg)
- Fully SMD compatible
- Tape and reel packing

Applications:

- GPS
- Bluetooth, WLAN, WiFi, BLE
- IEEE 802.11a/b/g/n
- ZigBee IEEE 802.15.4
- 2.4 GHz ISM Band Systems

All dimensions are in mm / inches

Issue: 1920

In the effort to improve our products, we reserve the right to make changes judged to be necessary.

CONFIDENTIAL AND PROPRIETARY INFORMATION

This document contains confidential and proprietary information of Pulse Electronics, Inc. (Pulse) and is protected by copyright, trade secret and other state and federal laws. Its receipt or possession does not convey any rights to reproduce, disclose its contents, or to manufacture, use or sell anything it may describe. Reproduction, disclosure or use without specific written authorization of Pulse is strictly forbidden.

For more information:

Pulse Worldwide Headquarters
15255 Innovation Drive #100
San Diego, CA 92128
USA
Tel: 1-858-674-8100

Pulse/Larsen Antennas
18110 SE 34th St Bldg 2 Suite 250
Vancouver, WA 98683
USA
Tel: 1-360-944-7551

Europe Headquarters
Pulse GmbH & Do, KG
Zeppelinstrasse 15
Herrenberg, Germany
Tel: 49 7032 7806 0

Pulse (Suzhou) Wireless Products Co, Inc.
99 Huo Ju Road(#29 Bldg,4th Phase
Suzhou New District
Jiangsu Province, Suzhou 215009 PR China
Tel: 86 512 6807 9998



Description: Monopole GPS, BT, WiFi

Series : Chip Antenna

PART NUMBER: W3043

ELECTRICAL SPECIFICATIONS

Antenna Type	Monopole
Frequency option1 @ GPS	1565-1585MHz
Frequency option2 @ Wifi	2400-2485MHz
Nominal Impedance	50 Ω
Radiation Pattern	Omni
Return Loss	-15 / -12 dB
Gain	2.1 / 4.5 dBi
Efficiency	38 / 45 %
Polarization	Vertical

MECHANICAL SPECIFICATIONS

Size	3.2 x 1.6 x 1.1 mm
Weight	0.03 g
MSL (Moisture Sensitivity Level)	1

ENVIRONMENTAL SPECIFICATIONS

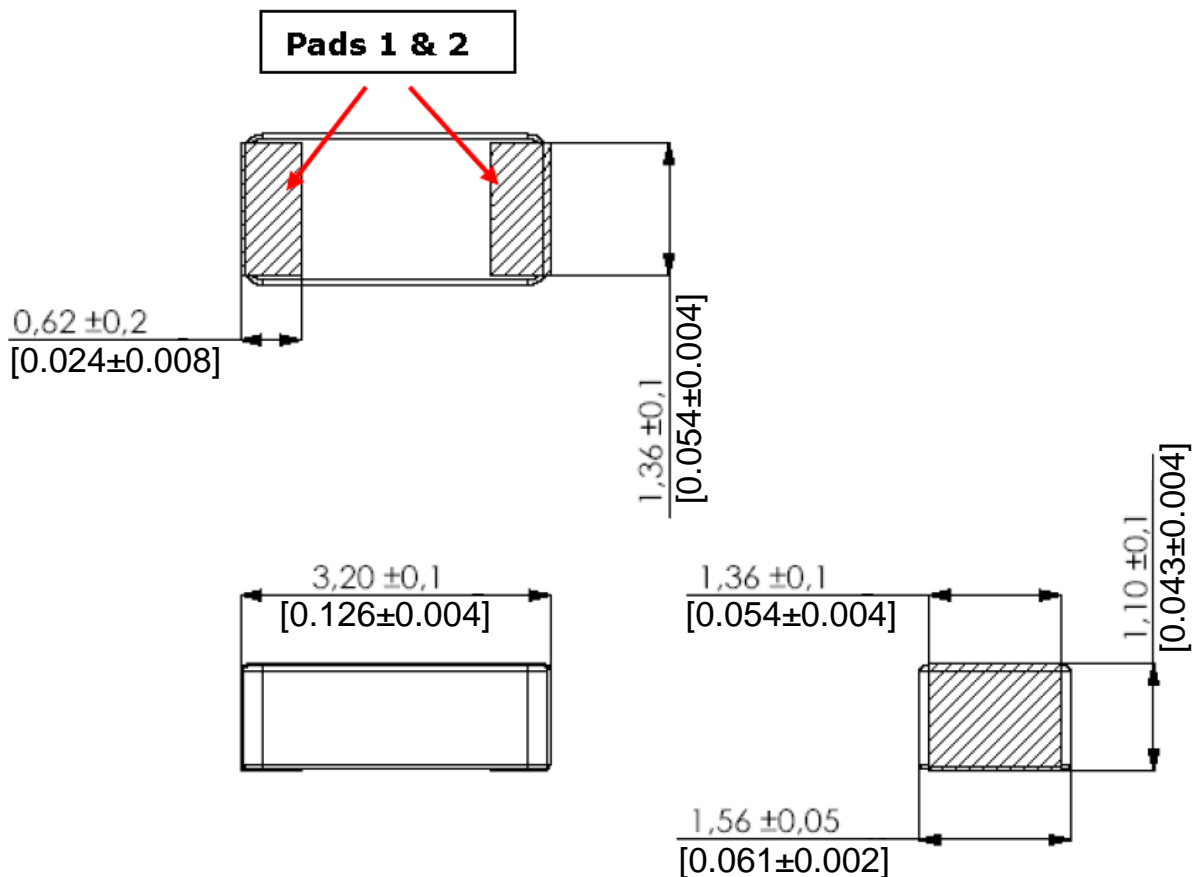
Operating Temperature	-40~85 °C
Storage Temperature	-40~85 °C
RoHS Compliant	Yes

Description: Monopole GPS, BT, WiFi

Series : Chip Antenna

PART NUMBER: W3043

MECHANICAL DRAWING AND TERMINAL CONFIGURATION



Antenna features		
No.	Terminal Name	Terminal Dimensions
1	Feed / Support	0.62 x 1.36 mm
2	Feed / Support	0.62 x 1.36 mm
Antenna is symmetrical. Either of terminals 1 or 2 can be Feed / Support		

Issue: 1920

In the effort to improve our products, we reserve the right to make changes judged to be necessary.

CONFIDENTIAL AND PROPRIETARY INFORMATION

This document contains confidential and proprietary information of Pulse Electronics, Inc. (Pulse) and is protected by copyright, trade secret and other state and federal laws. Its receipt or possession does not convey any rights to reproduce, disclose its contents, or to manufacture, use or sell anything it may describe. Reproduction, disclosure or use without specific written authorization of Pulse is strictly forbidden.

Description: Monopole GPS, BT, WiFi

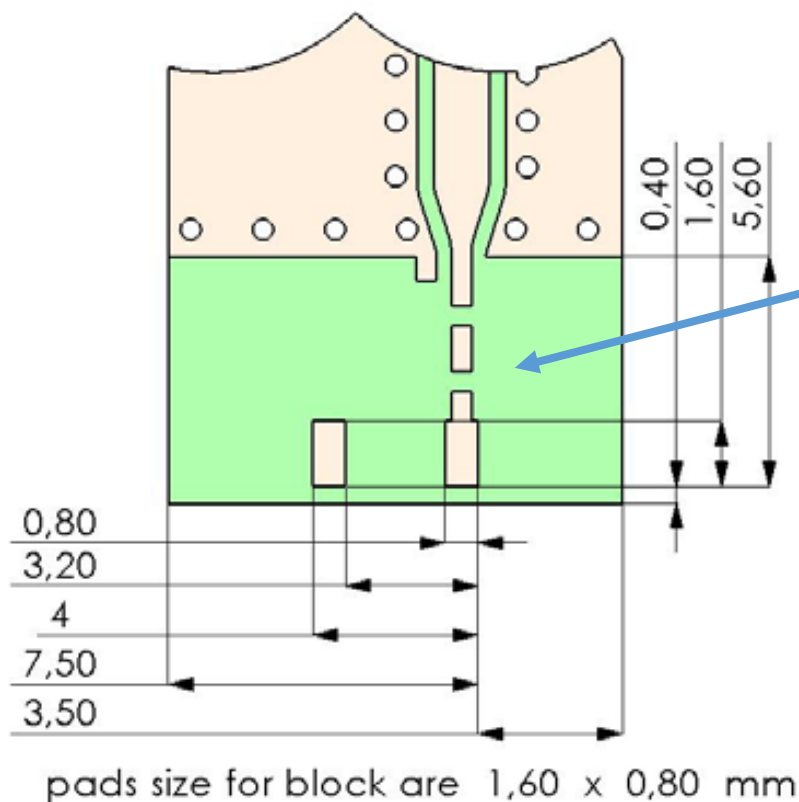
Series : Chip Antenna

PART NUMBER: W3043

MECHANICAL DRAWING AND TERMINAL CONFIGURATION

1. GROUND CLEARANCE AREA

Pad dimensions in top copper



All metallization should be removed from all PWB layers.

Clearance area dimensions can be adjusted to available board space.

PWB manufacturing requirements according to IPC-A-600 revision G or similar.

Description: Monopole GPS, BT, WiFi

Series : Chip Antenna

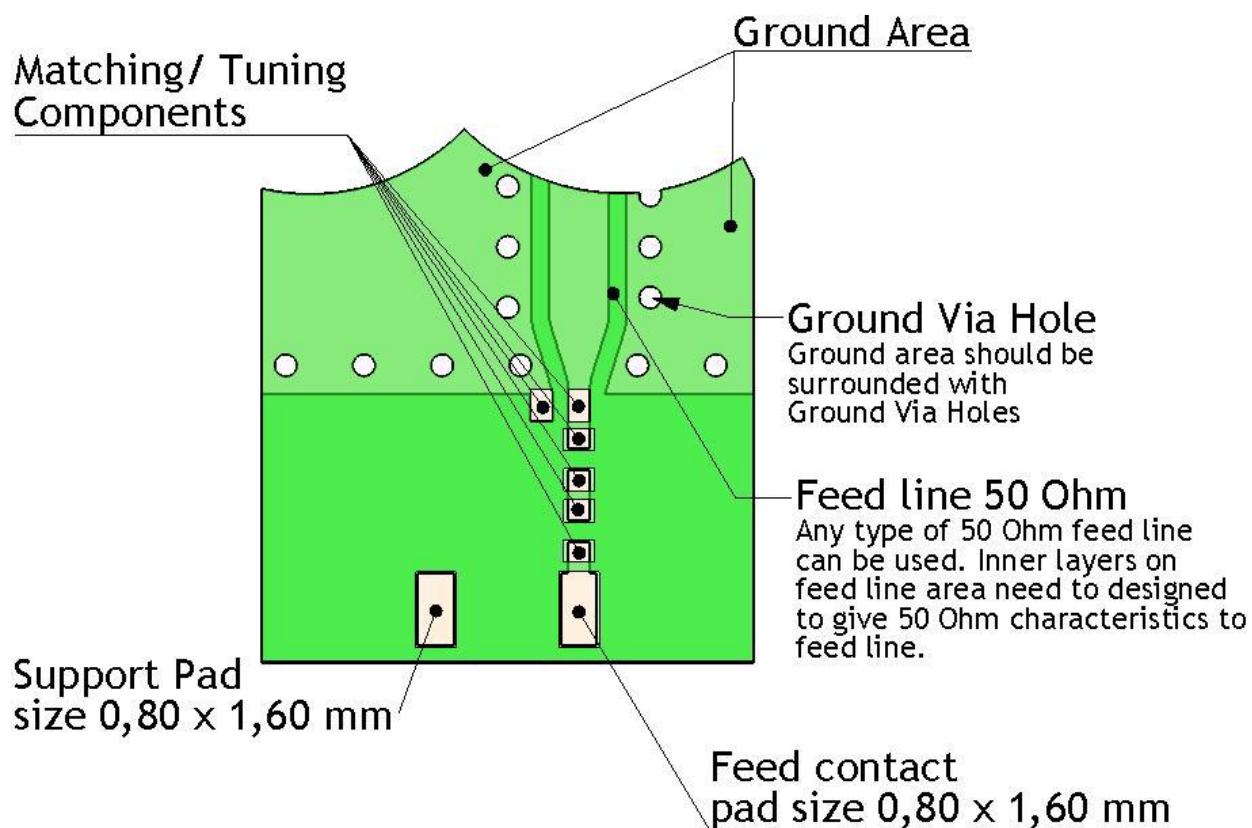
PART NUMBER: W3043

MECHANICAL DRAWING AND TERMINAL CONFIGURATION

2. MATCHING/TUNING COMPONENTS

Component values depend on used ground clearance area and other device mechanics.

Copper extension on board can be used for frequency fine tuning.



PWB features		
No.	Terminal Name	Terminal Dimensions
1	Feed	0.8 x 1.60 mm
2	Mech support pad	0.8 x 1.60 mm

Issue: 1920

In the effort to improve our products, we reserve the right to make changes judged to be necessary.

CONFIDENTIAL AND PROPRIETARY INFORMATION

This document contains confidential and proprietary information of Pulse Electronics, Inc. (Pulse) and is protected by copyright, trade secret and other state and federal laws. Its receipt or possession does not convey any rights to reproduce, disclose its contents, or to manufacture, use or sell anything it may describe. Reproduction, disclosure or use without specific written authorization of Pulse is strictly forbidden.

Description: Monopole GPS, BT, WiFi

Series : Chip Antenna

PART NUMBER: W3043

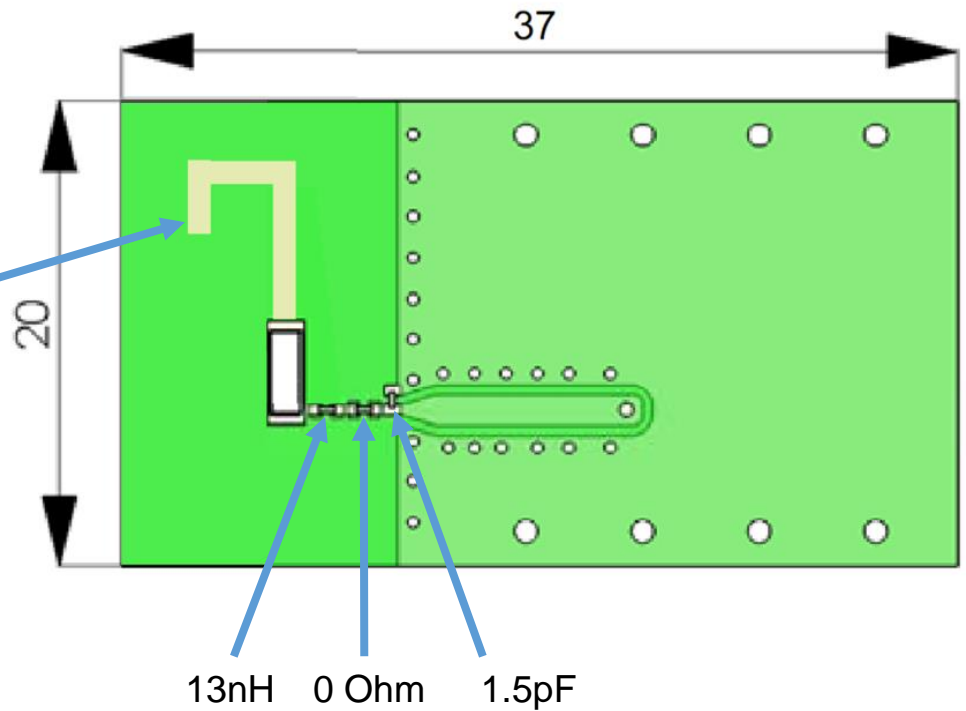
MECHANICAL DRAWING AND TERMINAL CONFIGURATION

3. TYPICAL ELECTRICAL CHARACTERISTICS (T=25 °C)

Measured on 37x20mm test board, ground clearance area 12x20mm

W3043 GPS:

Optional frequency fine tuning done with metal strip on board



Description: Monopole GPS, BT, WiFi

Series : Chip Antenna

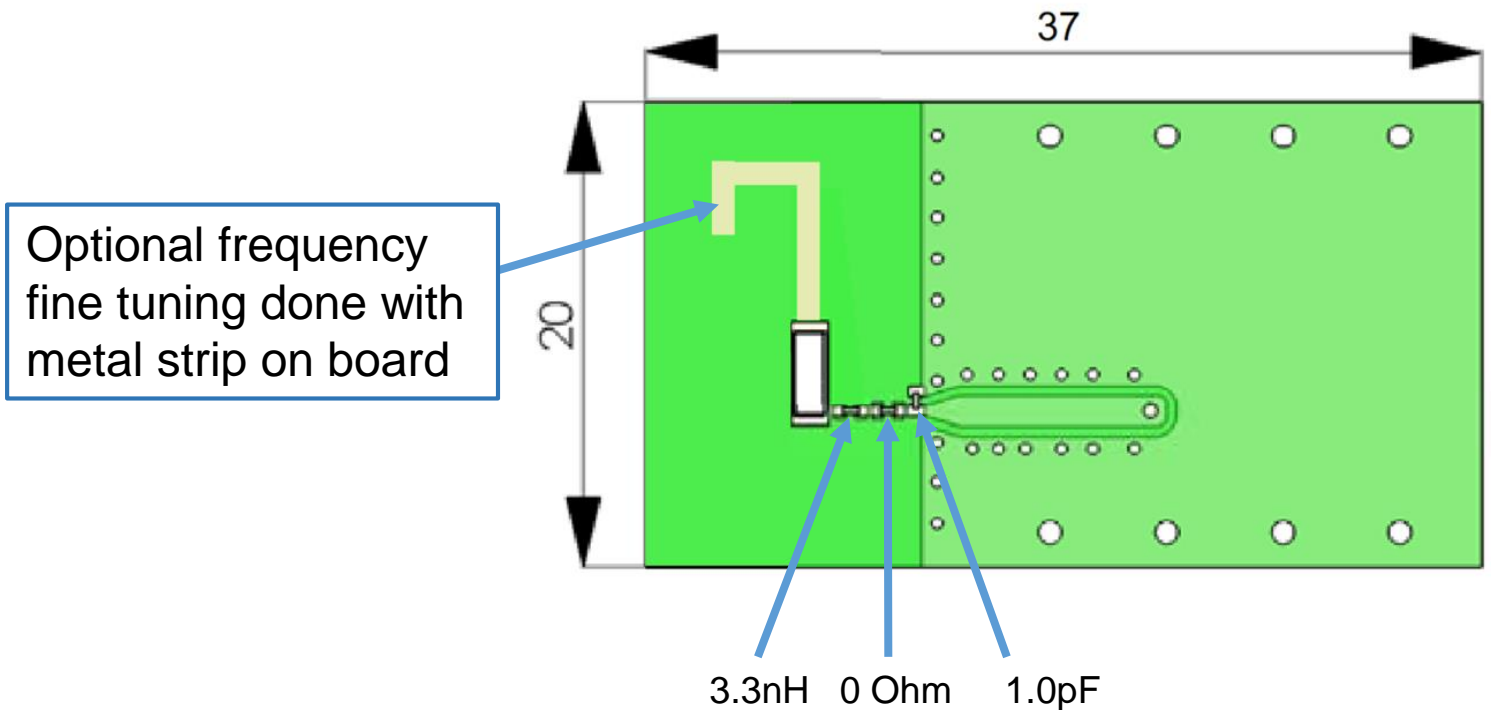
PART NUMBER: W3043

MECHANICAL DRAWING AND TERMINAL CONFIGURATION

3. TYPICAL ELECTRICAL CHARACTERISTICS (T=25 °C)

Measured on 37x20mm test board, ground clearance area 12x20mm

W3043 BT, WLAN, WiFi 2.4GHz:




Description: Monopole GPS, BT, WiFi

Series : Chip Antenna

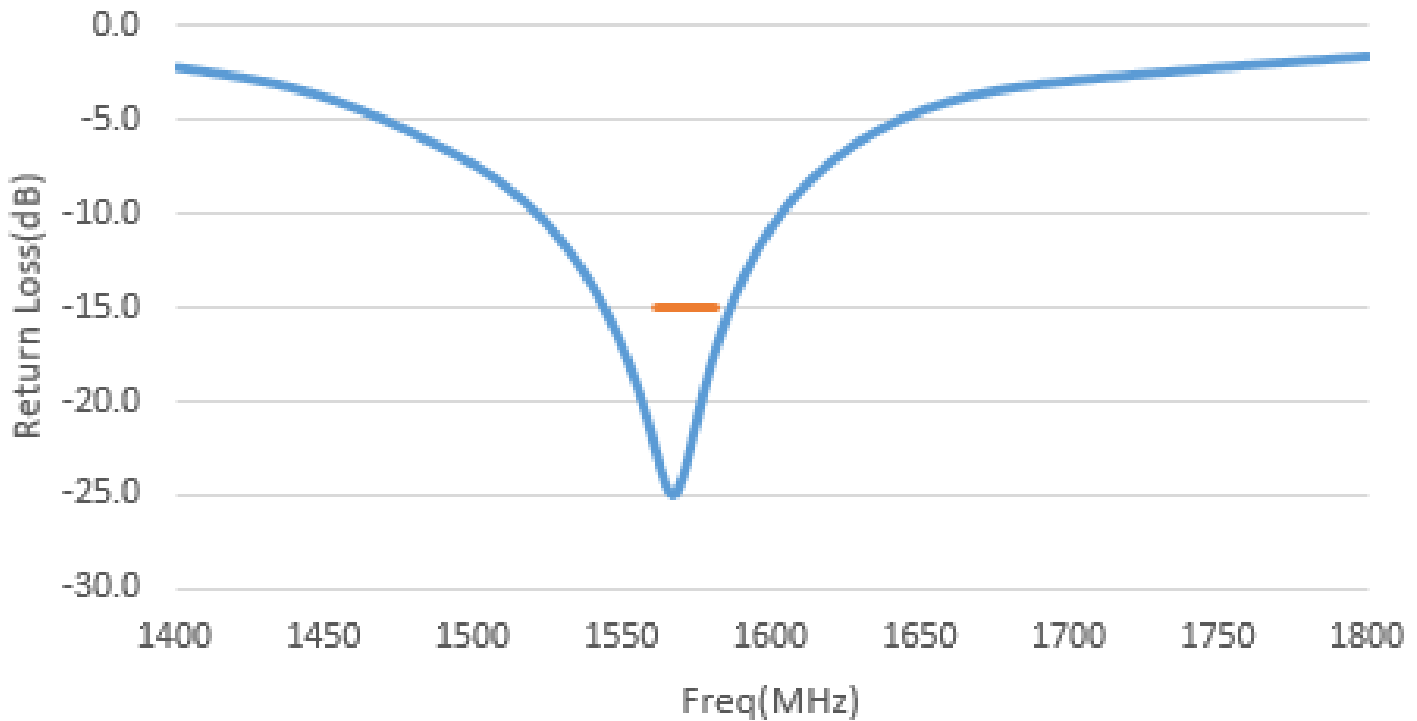
PART NUMBER: W3043

CHARTS

Test set up



Return Loss @ GPS



Issue: 1920

In the effort to improve our products, we reserve the right to make changes judged to be necessary.

CONFIDENTIAL AND PROPRIETARY INFORMATION

This document contains confidential and proprietary information of Pulse Electronics, Inc. (Pulse) and is protected by copyright, trade secret and other state and federal laws. Its receipt or possession does not convey any rights to reproduce, disclose its contents, or to manufacture, use or sell anything it may describe. Reproduction, disclosure or use without specific written authorization of Pulse is strictly forbidden.

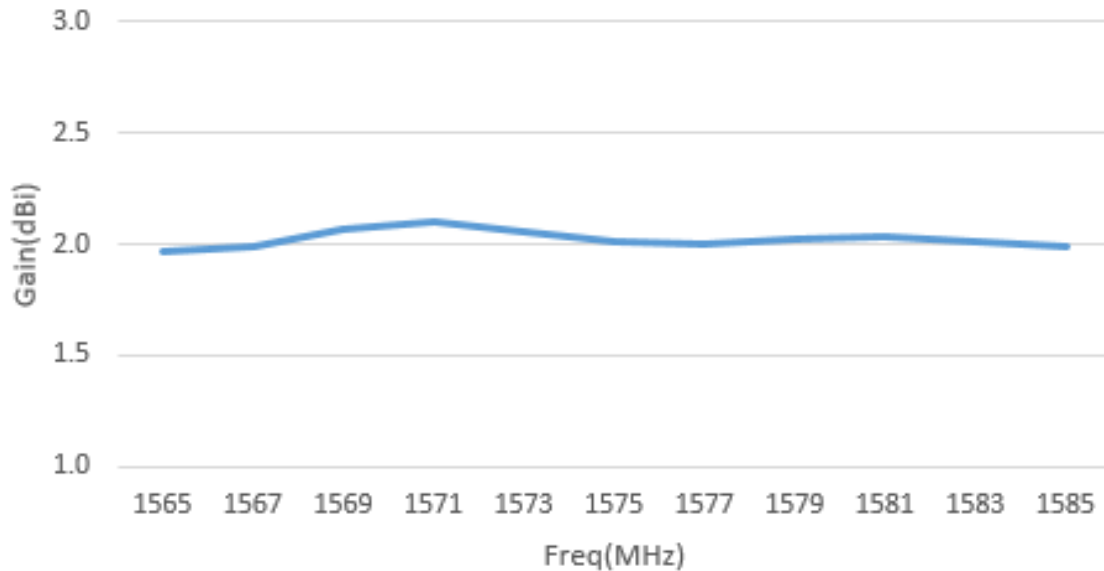
Description: Monopole GPS, BT, WiFi

Series : Chip Antenna

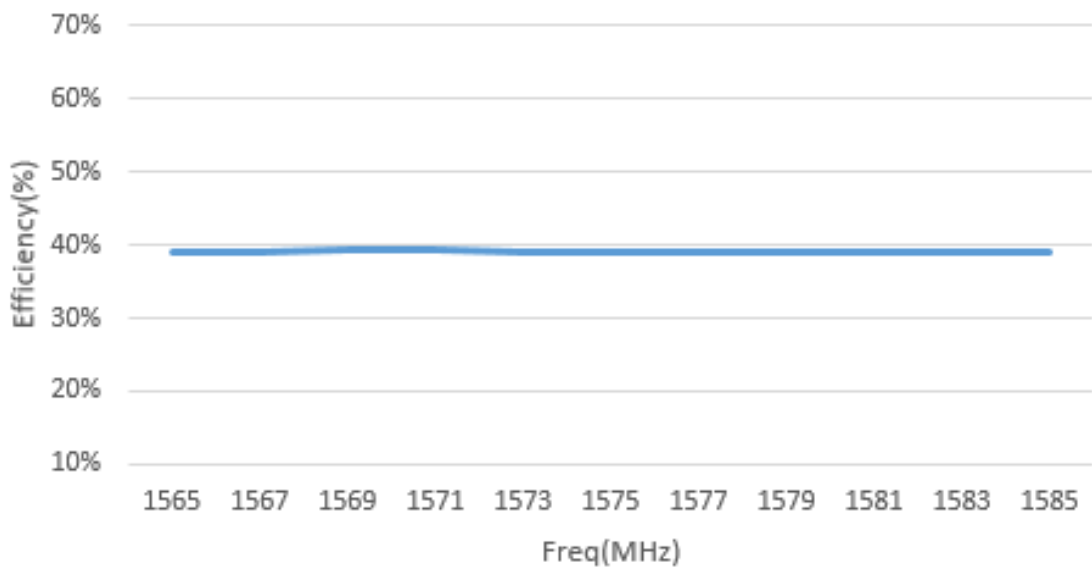
PART NUMBER: W3043

CHARTS

Peak gain @ GPS



Efficiency @ GPS



Issue: 1920

In the effort to improve our products, we reserve the right to make changes judged to be necessary.

CONFIDENTIAL AND PROPRIETARY INFORMATION

This document contains confidential and proprietary information of Pulse Electronics, Inc. (Pulse) and is protected by copyright, trade secret and other state and federal laws. Its receipt or possession does not convey any rights to reproduce, disclose its contents, or to manufacture, use or sell anything it may describe. Reproduction, disclosure or use without specific written authorization of Pulse is strictly forbidden.

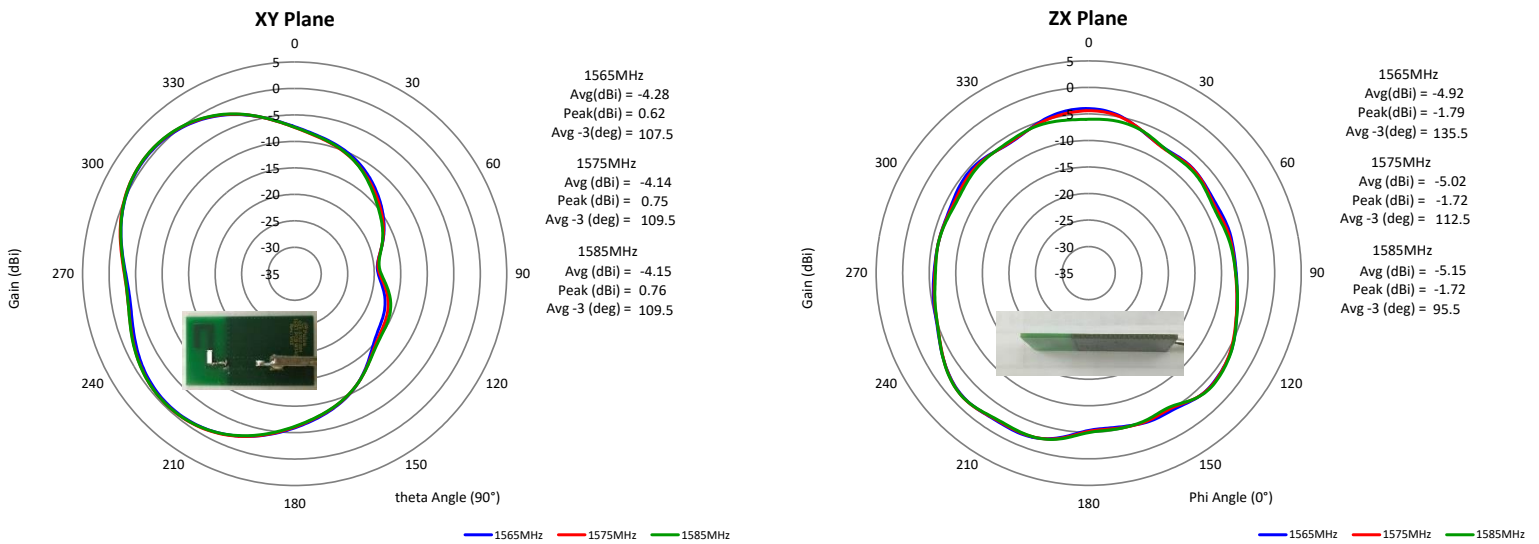
Description: Monopole GPS, BT, WiFi

Series : Chip Antenna

PART NUMBER: W3043

CHARTS

Radiation pattern @ GPS



Issue: 1920

In the effort to improve our products, we reserve the right to make changes judged to be necessary.

CONFIDENTIAL AND PROPRIETARY INFORMATION

This document contains confidential and proprietary information of Pulse Electronics, Inc. (Pulse) and is protected by copyright, trade secret and other state and federal laws. Its receipt or possession does not convey any rights to reproduce, disclose its contents, or to manufacture, use or sell anything it may describe. Reproduction, disclosure or use without specific written authorization of Pulse is strictly forbidden.


Description: Monopole GPS, BT, WiFi

Series : Chip Antenna

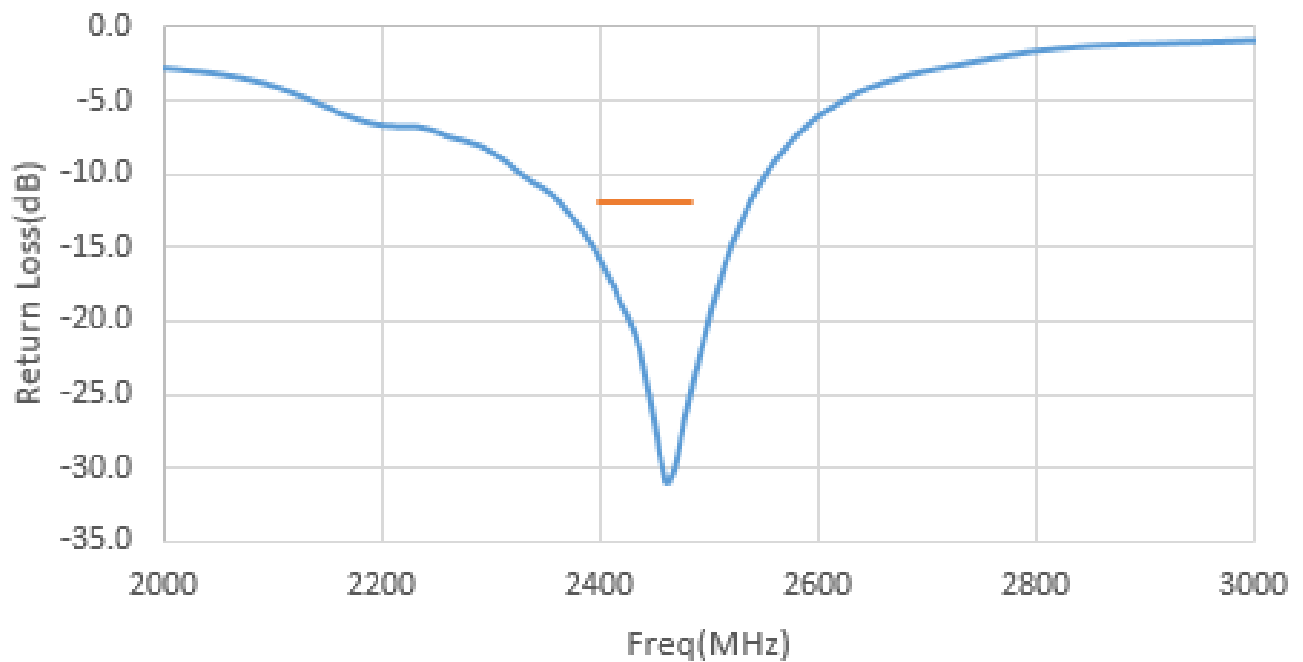
PART NUMBER: W3043

CHARTS

Test set up



Return Loss @ Wifi



Issue: 1920

In the effort to improve our products, we reserve the right to make changes judged to be necessary.

CONFIDENTIAL AND PROPRIETARY INFORMATION

This document contains confidential and proprietary information of Pulse Electronics, Inc. (Pulse) and is protected by copyright, trade secret and other state and federal laws. Its receipt or possession does not convey any rights to reproduce, disclose its contents, or to manufacture, use or sell anything it may describe. Reproduction, disclosure or use without specific written authorization of Pulse is strictly forbidden.

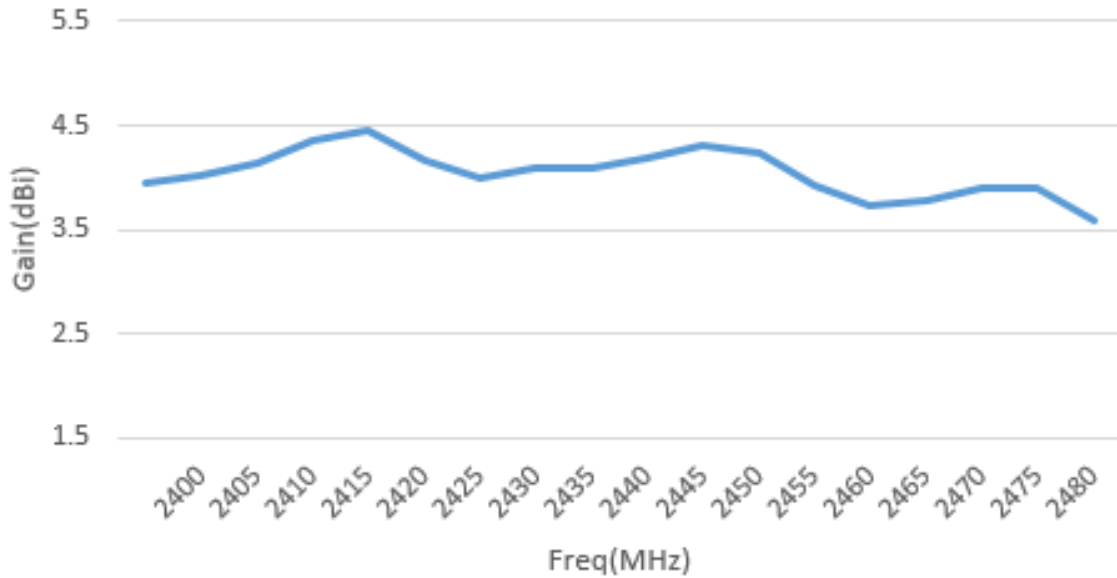
Description: Monopole GPS, BT, WiFi

Series : Chip Antenna

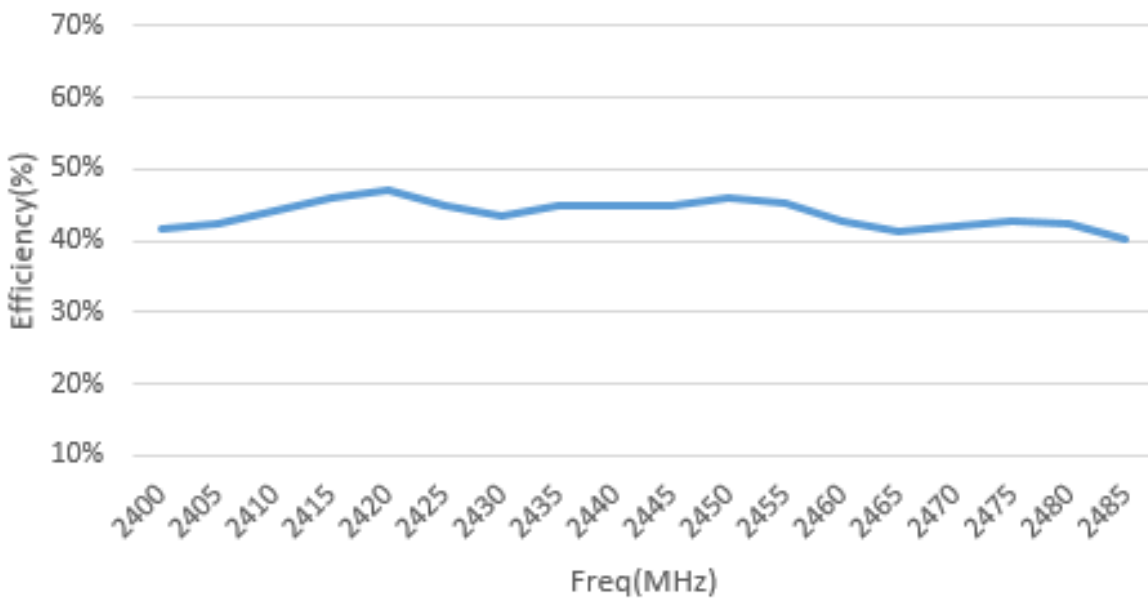
PART NUMBER: W3043

CHARTS

Peak gain @ Wifi



Efficiency @ Wifi



Issue: 1920

In the effort to improve our products, we reserve the right to make changes judged to be necessary.

CONFIDENTIAL AND PROPRIETARY INFORMATION

This document contains confidential and proprietary information of Pulse Electronics, Inc. (Pulse) and is protected by copyright, trade secret and other state and federal laws. Its receipt or possession does not convey any rights to reproduce, disclose its contents, or to manufacture, use or sell anything it may describe. Reproduction, disclosure or use without specific written authorization of Pulse is strictly forbidden.



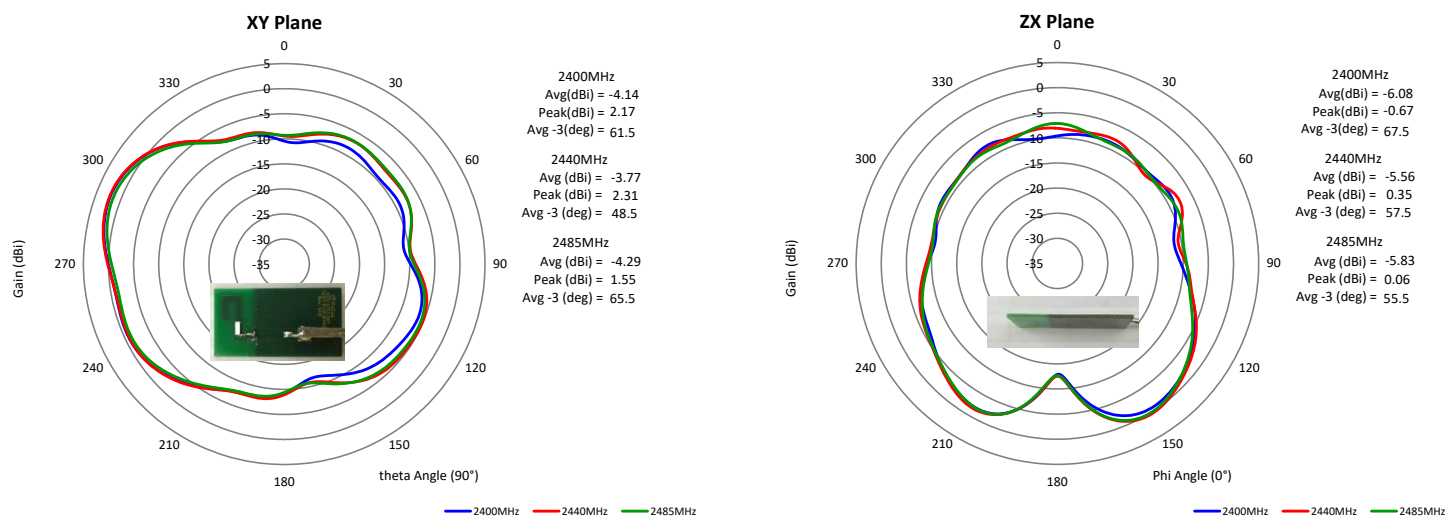
Description: Monopole GPS, BT, WiFi

Series : Chip Antenna

PART NUMBER: W3043

CHARTS

Radiation pattern @ Wifi



Issue: 1920

In the effort to improve our products, we reserve the right to make changes judged to be necessary.

CONFIDENTIAL AND PROPRIETARY INFORMATION

This document contains confidential and proprietary information of Pulse Electronics, Inc. (Pulse) and is protected by copyright, trade secret and other state and federal laws. Its receipt or possession does not convey any rights to reproduce, disclose its contents, or to manufacture, use or sell anything it may describe. Reproduction, disclosure or use without specific written authorization of Pulse is strictly forbidden.

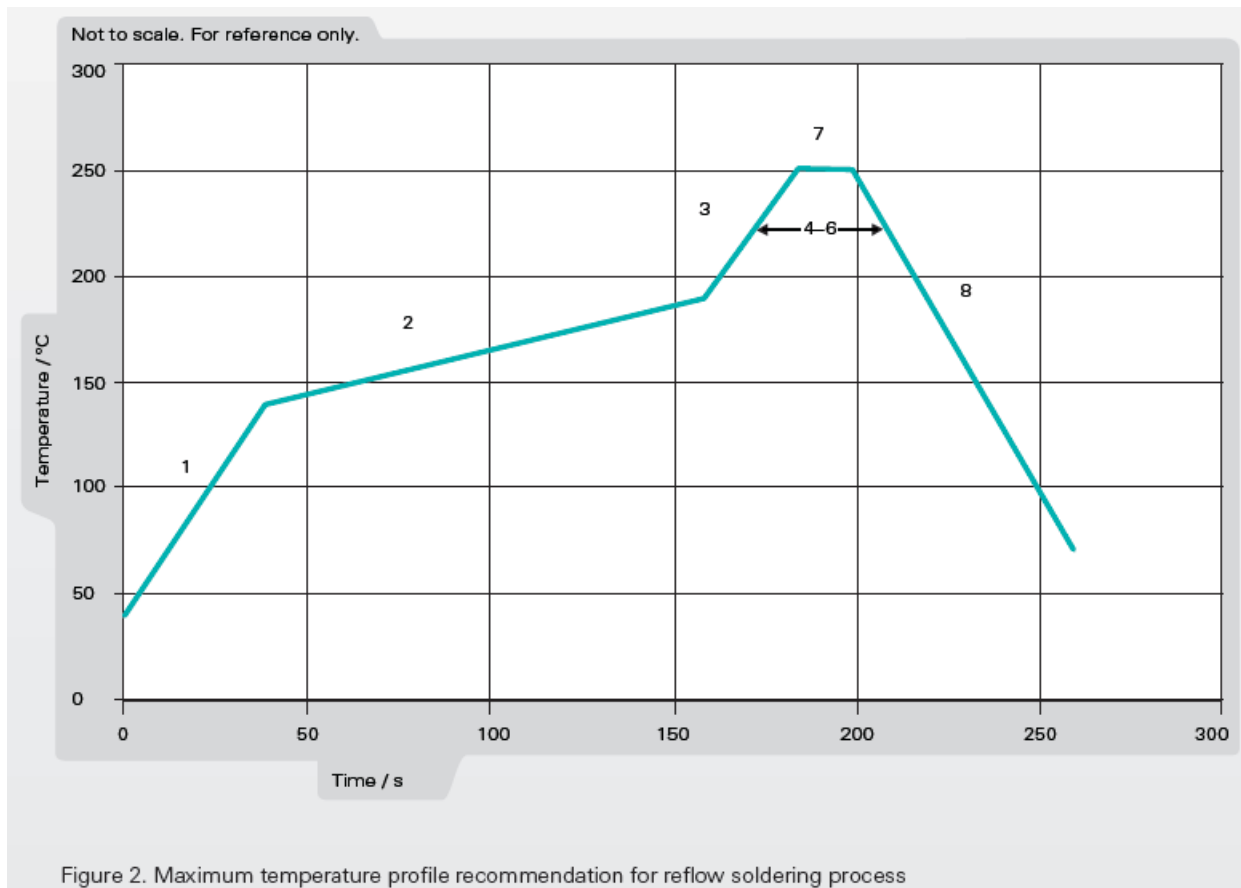
Description: Monopole GPS, BT, WiFi

Series : Chip Antenna

PART NUMBER: W3043

Recommendation for reflow soldering process

	Method of heat transfer	Controlled hot air convection
1	Average temperature gradient in preheating	2.5 °C/s
2	Soak time	2-3 minutes
3	Max temperature gradient in reflow	3 °C/s
4	Time above 217 °C	Max 60 sec
5	Time above 230 °C	Max 50 sec
6	Time above 250 °C	Max 10 sec
7	Peak temperature in reflow	260 °C for 5 seconds
8	Temperature gradient in cooling	Max -5 °C/s



Issue: 1920

In the effort to improve our products, we reserve the right to make changes judged to be necessary.

CONFIDENTIAL AND PROPRIETARY INFORMATION

This document contains confidential and proprietary information of Pulse Electronics, Inc. (Pulse) and is protected by copyright, trade secret and other state and federal laws. Its receipt or possession does not convey any rights to reproduce, disclose its contents, or to manufacture, use or sell anything it may describe. Reproduction, disclosure or use without specific written authorization of Pulse is strictly forbidden.

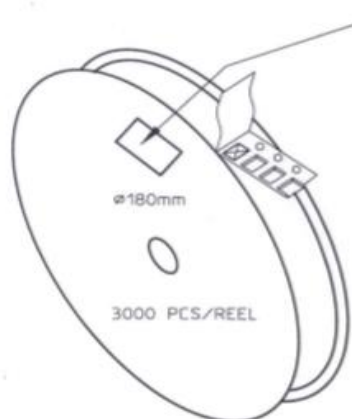
Description: Monopole GPS, BT, WiFi

Series : Chip Antenna

PART NUMBER: W3043

PACKAGING

Tape and reel packing is used.
3000pcs antenna/reel, 10 reels/inbox, 2 inbox(60000pcs antenna)/outbox.



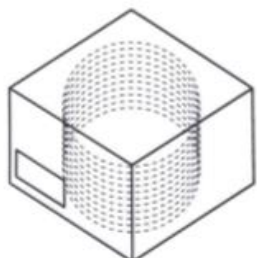
REEL LABEL INFORMATION:
- TRACEABILITY
- QUANTITY
- PRODUCT CODE

CARRIER TAPE H85-00125
width=8,00 depth=1,22
COVER TAPE H85-00126
width=5,60

LENGTH OF TAPE:

- Leader section: min 350 mm before component section
- Trailer section: min 40 mm after component section.

Empty part cavities at leader and trailer section of the tape must be sealed with top cover tape.



BOX H85-00128 (182x182x132)	1 pcs
- LABEL	1 pcs/BOX
REEL H85-00127 (D180, W12)	10 pcs
- REEL LABEL	1 pcs/REEL



LEVEL
1
NOT MOISTURE SENSITIVE
<p>These Devices do not require special storage conditions provided:</p> <ol style="list-style-type: none"> 1. They are maintained at conditions equal to or less than 30°C and 85% RH. 2. They are solder reflowed at a peak body temperature which does not exceed 260°C. <p>Note: Level and body temperature defined by IPC/JEDEC J-STD-020</p>

Issue: 1920

In the effort to improve our products, we reserve the right to make changes judged to be necessary.

CONFIDENTIAL AND PROPRIETARY INFORMATION

This document contains confidential and proprietary information of Pulse Electronics, Inc. (Pulse) and is protected by copyright, trade secret and other state and federal laws. Its receipt or possession does not convey any rights to reproduce, disclose its contents, or to manufacture, use or sell anything it may describe. Reproduction, disclosure or use without specific written authorization of Pulse is strictly forbidden.