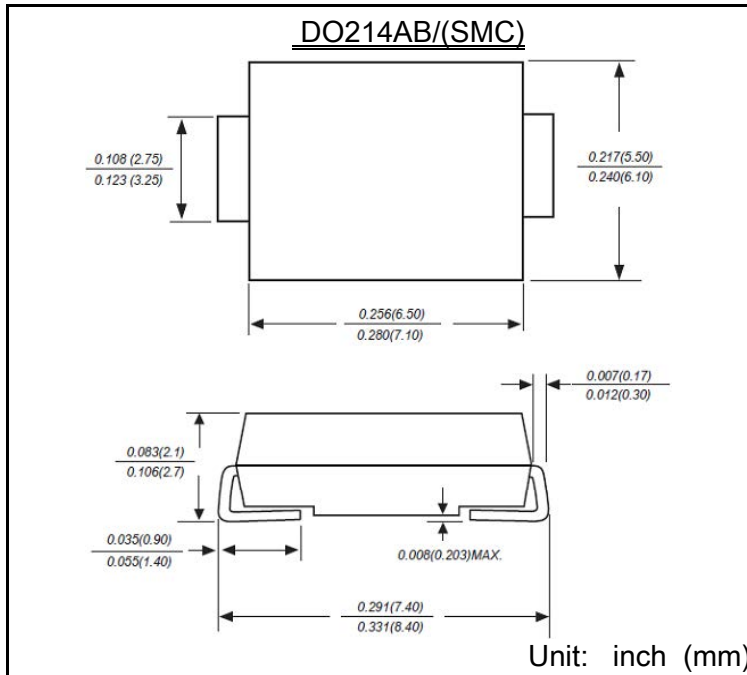


Surface Mount Transient Voltage Suppressor Rectifiers

Reverse Voltage 5.0 ~ 440 V

3000 Watt Peak Pulse Power



Features

- Glass passivated chip
- 3000 W peak pulse power capability with a 10/1000 us waveform, repetitive rate (duty cycle):0.01 %
- Excellent clamping capability
- Low reverse leakage
- Very fast response time
- Lead and body according with RoHS standard

Mechanical Data

- Case: DO214AB/(SMC) Molded plastic
- Lead: Solderable per MIL-STD-750, method 2026
- Epoxy: UL 94V-0 rate flame retardant
- Polarity: Color band denotes cathode end except Bipolar
- Mounting position: Any

Maximum Ratings & Characteristics Ratings at 25°C ambient temperature unless otherwise specified.

Parameter	Symbols	Value	Unit
Peak power dissipation with a 10/1000 us waveform ⁽¹⁾	P_{PP}	3000	W
Peak pulse current with a 10/1000 us waveform ⁽¹⁾	I_{PP}	See Next Table	A
Power dissipation on infinite heatsink at TL = 75 °C	P_D	6.5	W
Peak forward surge current, 8.3 ms single half sinewave unidirectional only ⁽²⁾	I_{FSM}	300	A
Maximum instantaneous forward voltage at 100 A for unidirectional only ⁽³⁾	V_F	3.5/6.5	V
Operating junction and storage temperature range	T_J, T_{STG}	-55 to +150	°C

Note:

- 1) Non-repetitive current pulse per Fig.5 and derated above $T_A = 25\text{ °C}$ per Fig.1 ;
- 2) Measured on 8.3 ms single half sine-wave or equivalent square wave, duty cycle = 4 pulses per minute maximum ;
- 3) $V_F < 3.5V$ for devices of $V_{BR} < 200V$ and $V_F < 6.5V$ for devices of $V_{BR} > 201V$.



Part Number		Device Marking Code		Reverse Stand-off Voltage	Breakdown Voltage $V_{BR} @ I_T$		Test Current	Max. Clamping Voltage @ I_{PP}	Max. Peak Pulse Current	Max. Reverse Leakage @ V_{RWM}
UNI-POLAR	BI-POLAR	UNI	BI	$V_{RWM}(V)$	Min.(V)	Max.(V)	$I_T(mA)$	$V_{C,MAX}(V)$	$I_{PP}(A)$	$I_R(\mu A)$
SMDJ5.0A	SMDJ5.0CA	RDE	DDE	5.0	6.40	7.00	10	9.2	326.1	800
SMDJ6.0A	SMDJ6.0CA	RDG	DDG	6.0	6.67	7.37	10	10.3	291.3	800
SMDJ6.5A	SMDJ6.5CA	RDK	DDK	6.5	7.22	7.98	10	11.2	267.9	500
SMDJ7.0A	SMDJ7.0CA	PDM	DDM	7.0	7.78	8.60	10	12.0	250.0	200
SMDJ7.5A	SMDJ7.5CA	PDP	DDP	7.5	8.33	9.21	1	12.9	232.6	100
SMDJ8.0A	SMDJ8.0CA	PDR	DDR	8.0	8.89	9.83	1	13.6	220.6	50
SMDJ8.5A	SMDJ8.5CA	PDT	DDT	8.5	9.44	10.40	1	14.4	208.3	20
SMDJ9.0A	SMDJ9.0CA	PDV	DDV	9.0	10.00	11.10	1	15.4	194.8	10
SMDJ10A	SMDJ10CA	PDX	DDX	10.0	11.10	12.30	1	17.0	176.5	5
SMDJ11A	SMDJ11CA	PDZ	DDZ	11.0	12.20	13.50	1	18.2	164.8	1
SMDJ12A	SMDJ12CA	PEE	DEE	12.0	13.30	14.70	1	19.9	150.8	1
SMDJ13A	SMDJ13CA	PEG	DEG	13.0	14.40	15.90	1	21.5	139.5	1
SMDJ14A	SMDJ14CA	PEK	DEK	14.0	15.60	17.20	1	23.2	129.3	1
SMDJ15A	SMDJ15CA	PEM	DEM	15.0	16.70	18.50	1	24.4	123.0	1
SMDJ16A	SMDJ16CA	PEP	DEP	16.0	17.80	19.70	1	26.0	115.4	1
SMDJ17A	SMDJ17CA	PER	DER	17.0	18.90	20.90	1	27.6	108.7	1
SMDJ18A	SMDJ18CA	PET	DET	18.0	20.00	22.10	1	29.2	102.7	1
SMDJ20A	SMDJ20CA	PEV	DEV	20.0	22.20	24.50	1	32.4	92.6	1
SMDJ22A	SMDJ22CA	PEX	DEX	22.0	24.40	26.90	1	35.5	84.5	1
SMDJ24A	SMDJ24CA	PEZ	DEZ	24.0	26.70	29.50	1	38.9	77.1	1
SMDJ26A	SMDJ26CA	PFE	DFE	26.0	28.90	31.90	1	42.1	71.3	1
SMDJ28A	SMDJ28CA	PFG	DFG	28.0	31.10	34.40	1	45.4	66.1	1
SMDJ30A	SMDJ30CA	PFK	DFK	30.0	33.50	36.80	1	48.4	62.0	1
SMDJ33A	SMDJ33CA	PFM	DFM	33.0	36.70	40.60	1	53.3	56.3	1
SMDJ36A	SMDJ36CA	PFP	DFP	36.0	40.00	44.20	1	58.1	51.6	1
SMDJ40A	SMDJ40CA	PFR	DFR	40.0	44.40	49.10	1	64.5	46.5	1
SMDJ43A	SMDJ43CA	PFT	DFT	43.0	47.80	52.80	1	69.4	43.2	1
SMDJ45A	SMDJ45CA	PFV	DFV	45.0	50.00	55.30	1	72.7	41.3	1
SMDJ48A	SMDJ48CA	PFX	DFX	48.0	53.30	58.90	1	77.4	38.8	1
SMDJ51A	SMDJ51CA	PFZ	DFZ	51.0	56.70	62.70	1	82.4	36.4	1
SMDJ54A	SMDJ54CA	PGE	DGE	54.0	60.00	66.30	1	87.1	34.4	1
SMDJ58A	SMDJ58CA	PGG	DGG	58.0	64.40	71.20	1	93.6	32.1	1
SMDJ60A	SMDJ60CA	PGK	DGK	60.0	66.70	73.70	1	96.8	31.0	1
SMDJ64A	SMDJ64CA	PGM	DGM	64.0	71.10	78.60	1	103.0	29.1	1
SMDJ70A	SMDJ70CA	PGP	DGP	70.0	77.80	86.00	1	113.0	26.5	1
SMDJ75A	SMDJ75CA	PGR	DGR	75.0	83.30	92.10	1	121.0	24.8	1
SMDJ78A	SMDJ78CA	PGT	DGT	78.0	86.70	95.80	1	126.0	23.8	1
SMDJ85A	SMDJ85CA	PGV	DGV	85.0	94.4	104.0	1	137.0	21.9	1
SMDJ90A	SMDJ90CA	PGX	DGX	90.0	100.0	111.0	1	146.0	20.5	1
SMDJ100A	SMDJ100CA	PGZ	DGZ	100.0	111.0	123.0	1	162.0	18.5	1
SMDJ110A	SMDJ110CA	PHE	DHE	110.0	122.0	135.0	1	177.0	16.9	1
SMDJ120A	SMDJ120CA	PHG	DHG	120.0	133.0	147.0	1	193.0	15.5	1
SMDJ130A	SMDJ130CA	PHK	DHK	130.0	144.0	159.0	1	209.0	14.4	1
SMDJ150A	SMDJ150CA	PHM	DHM	150.0	167.0	185.0	1	243.0	12.3	1
SMDJ160A	SMDJ160CA	PHP	DHP	160.0	178.0	197.0	1	259.0	11.6	1
SMDJ170A	SMDJ170CA	PHR	DHR	170.0	189.0	209.0	1	275.0	10.9	1
SMDJ180A	SMDJ180CA	PHT	DHT	180.0	201.0	222.0	1	292.0	10.3	1
SMDJ190A	SMDJ190CA	PHV	DHV	190.0	209.0	243.0	1	308.0	9.7	1
SMDJ200A	SMDJ200CA	PHX	DHX	200.0	224.0	247.0	1	324.0	9.3	1
SMDJ210A	SMDJ210CA	PHZ	DHZ	210.0	231.0	268.0	1	340.0	8.8	1
SMDJ220A	SMDJ220CA	PIE	DIE	220.0	246.0	272.0	1	356.0	8.4	1
SMDJ250A		PIG		250.0	279.0	309.0	1	405.0	7.4	1
SMDJ300A		PIK		300.0	335.0	371.0	1	486.0	6.2	1
SMDJ350A		PIM		350.0	391.0	432.0	1	567.0	5.3	1
SMDJ400A		PIP		400.0	447.0	494.0	1	648.0	4.6	1
SMDJ440A		PIR		440.0	492.0	543.0	1	713.0	4.2	1



Ratings and Characteristics Curves (TA=25°C unless otherwise noted)

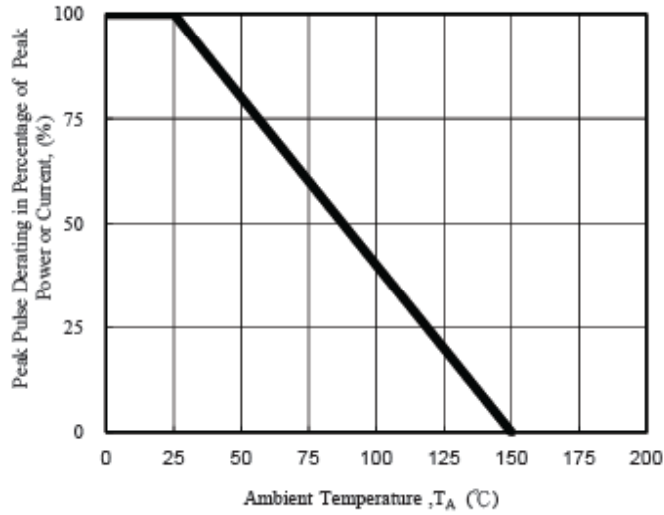


Fig. 1 - Pulse Derating Curve

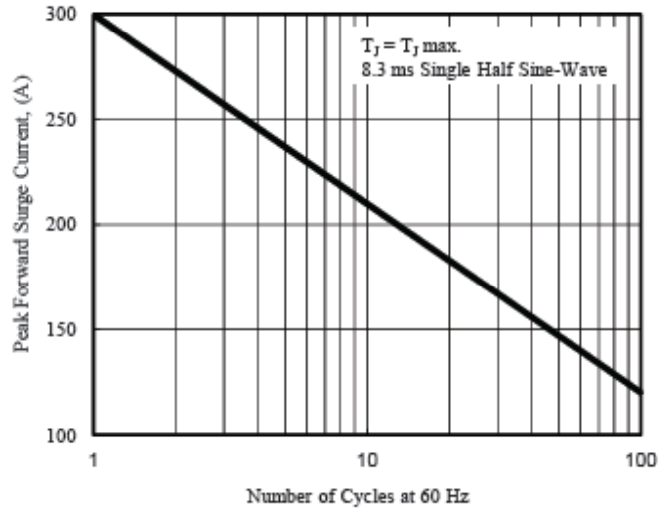


Fig. 2 - Maximum Non-Repetitive Surge Current

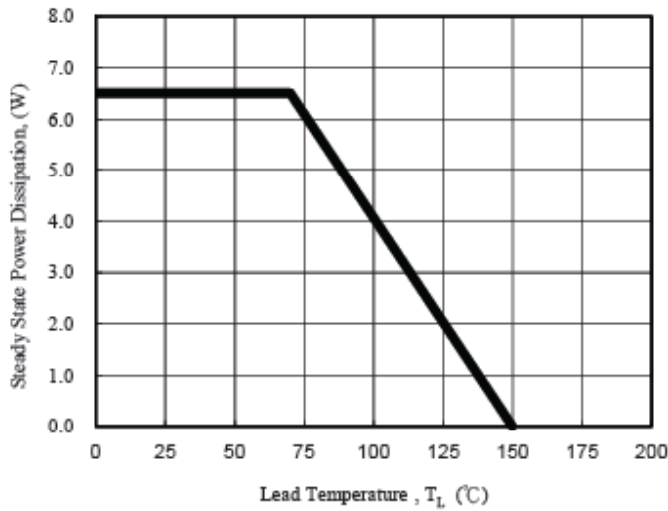


Fig. 3 - Steady State Power Derating Curve

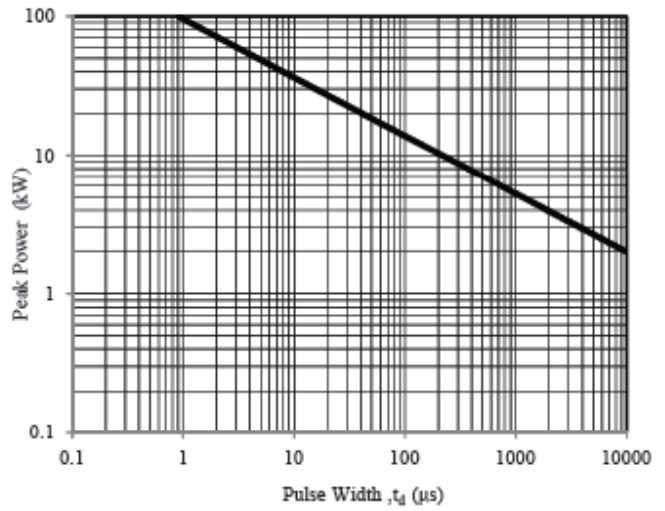


Fig. 4 - Peak Pulse Power Rating Curve

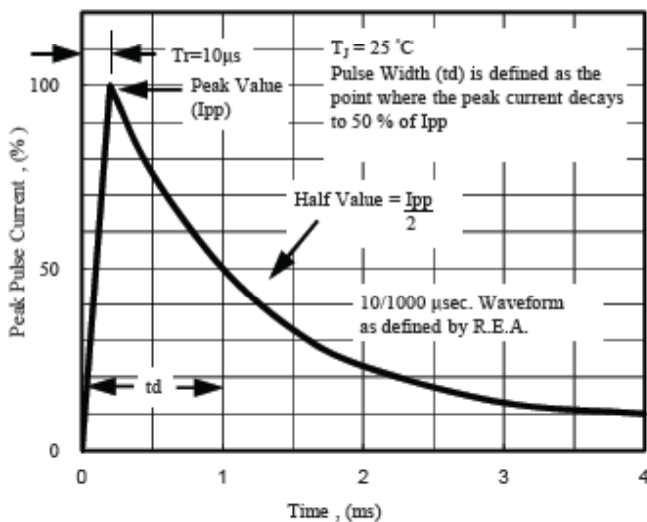


Fig. 5 - Pulse Waveform

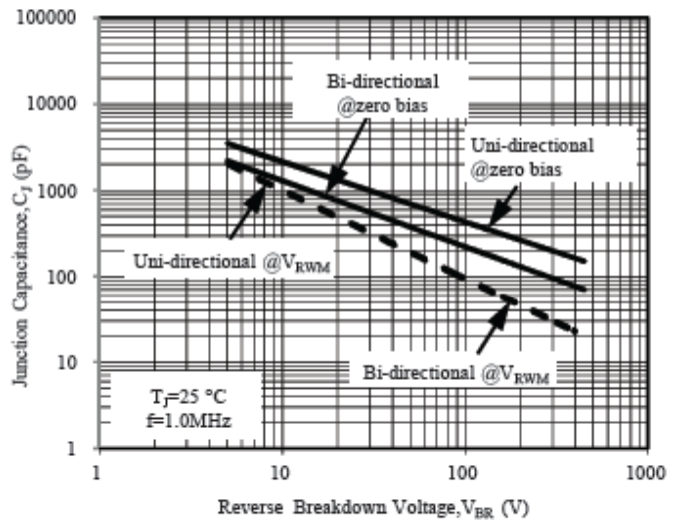


Fig. 6 - Typical Junction Capacitance