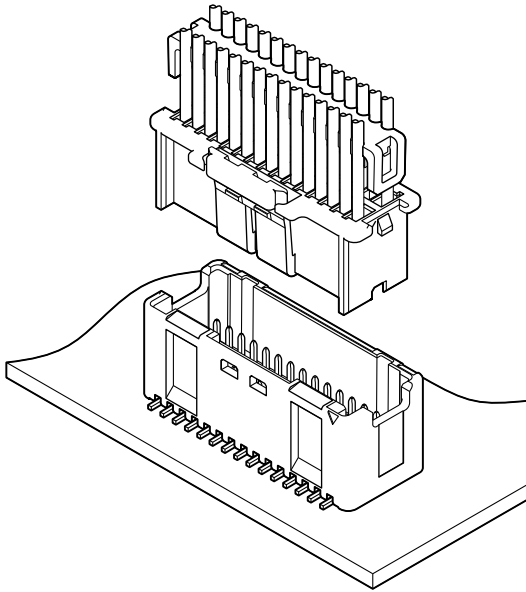




ZND CONNECTOR

1.5 mm pitch/Disconnectable crimp style



This is the potting treatment compatible type 1.5 mm pitch dual-row SMT mountable crimping connector with secure locking mechanism, corresponding to the high-density board design.

Excellent mating feeling is prepared, and it provides the certain mating operation.

- Potting treatment compatible type Header
- Secure lock mechanism
- Retainer mountable

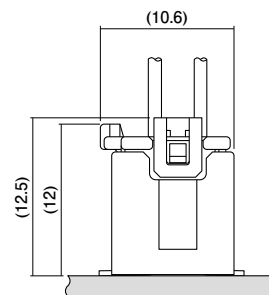
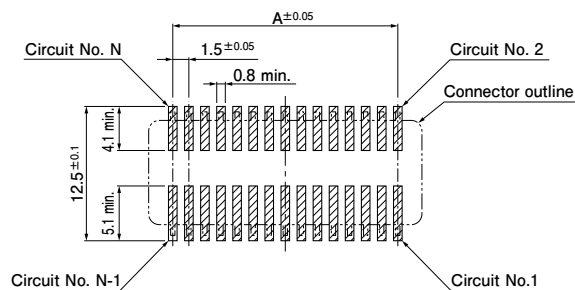
Specifications

- Current rating: 2 A AC/DC (AWG #24)
 - Voltage rating: 100 V AC/DC
 - Temperature range: -25°C to +85°C
(including temperature rise in applying electrical current)
 - Contact resistance: Initial value/ 10 mΩ max.
After environmental tests/ 20 mΩ max.
 - Insulation resistance: 500 MΩ min.
 - Withstanding voltage: 500 VAC/minute
 - Applicable wire: Conductor size/ AWG #28 to #24
Insulation O.D./ 0.76 to 1.3 mm
- * In using the products, refer to "Handling Precautions for Terminals and Connectors" described on our website (Technical documents of Product information page).
- * RoHS2 compliance
- * Dimensional unit: mm
- * Contact JST for details.

Standards

Ⓜ Recognized E60389

PC board layout and Assembly layout

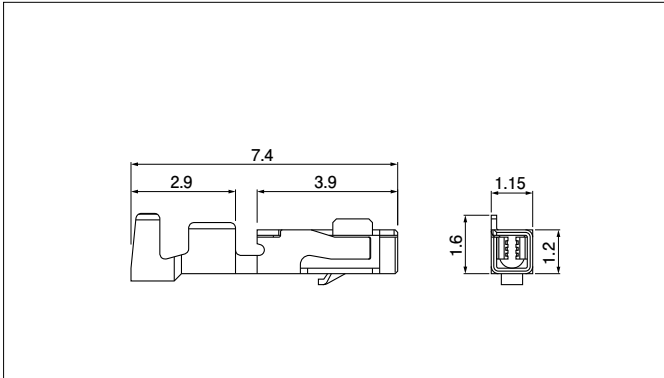


Note: 1. The above figure is the figure viewed from the connector mounting side.

2. Tolerances are non-cumulative: ± 0.05 mm for all centers. The dimensions above should serve as a guideline. Contact JST for details.

ZND CONNECTOR

Contact



Model No.	Applicable wire		Insulation O.D. (mm)	Q'ty/reel
	mm ²	AWG #		
SZND-002T-P0.5	0.08~0.21	28~24	0.76~1.3	23,000

Material and Finish

Copper alloy, tin-plated (reflow treatment)

RoHS2 compliance

Contact	Crimping machine	Applicator		
		Crimp applicator	Dies	Crimp applicator with dies
SZND-002T-P0.5	AP-K2N	MKS-L	MK/SZND/M-002-05	APLMK SZND/M002-05

Note: Contact JST for fully automatic crimping applicator.

Housing

<4 circuits>

<6 circuits>

<8 to 16 circuits>

<18 to 28 circuits>

<30 to 36 circuits>

No. of circuits	Model No.	Dimensions (mm)		Q'ty/bag
		A	B	
4	ZNDP-04V-A-S	—	6.0	1,000
6	ZNDP-06V-A-S	3.0	7.5	1,000
8	ZNDP-08V-A-S	4.5	9.0	1,000
10	ZNDP-10V-A-S	6.0	10.5	1,000
12	ZNDP-12V-A-S	7.5	12.0	1,000
14	ZNDP-14V-A-S	9.0	13.5	1,000
16	ZNDP-16V-A-S	10.5	15.0	1,000
18	ZNDP-18V-A-S	12.0	16.5	1,000
20	ZNDP-20V-A-S	13.5	18.0	1,000
22	ZNDP-22V-A-S	15.0	19.5	1,000
24	ZNDP-24V-A-S	16.5	21.0	1,000
26	ZNDP-26V-A-S	18.0	22.5	1,000
28	ZNDP-28V-A-S	19.5	24.0	1,000
30	ZNDP-30V-A-S	21.0	25.5	1,000
32	ZNDP-32V-A-S	22.5	27.0	1,000
34	ZNDP-34V-A-S	24.0	28.5	1,000
36	ZNDP-36V-A-S	25.5	30.0	1,000

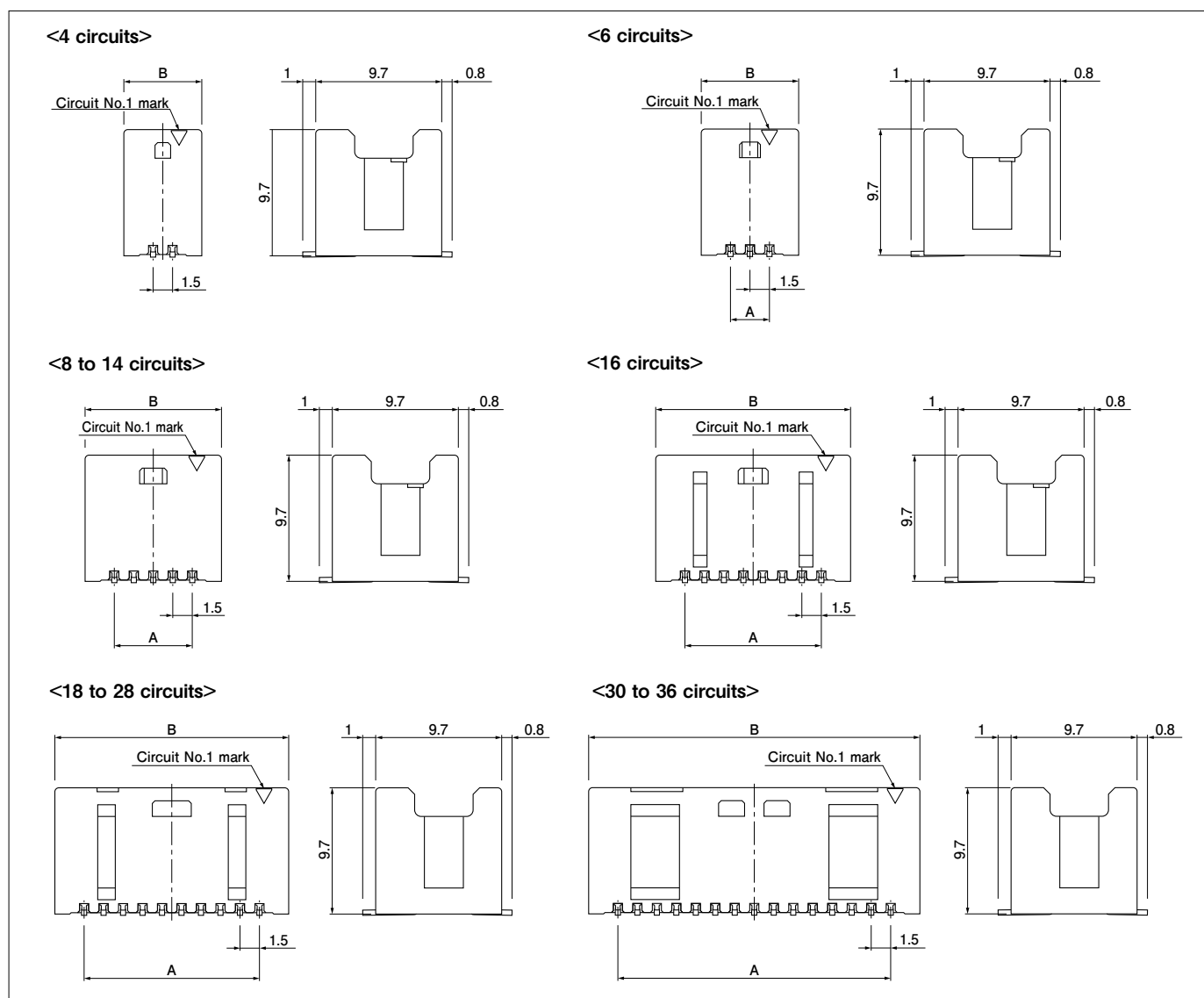
Material and Finish

Glass-filled PA 66, UL94V-0, natural

RoHS2 compliance

ZND CONNECTOR

Header



No. of circuits	Model No.	Dimensions (mm)		Q'ty/reel
		A	B	
4	BM-04B-ZNDSS-A-TF	—	6.0	520
6	BM-06B-ZNDSS-A-TF	3.0	7.5	520
8	BM-08B-ZNDSS-A-TF	4.5	9.0	520
10	BM-10B-ZNDSS-A-TF	6.0	10.5	520
12	BM-12B-ZNDSS-A-TF	7.5	12.0	520
14	BM-14B-ZNDSS-A-TF	9.0	13.5	520
16	BM-16B-ZNDSS-A-TF	10.5	15.0	520
18	BM-18B-ZNDSS-A-TF	12.0	16.5	520
20	BM-20B-ZNDSS-A-TF	13.5	18.0	520
22	BM-22B-ZNDSS-A-TF	15.0	19.5	520
24	BM-24B-ZNDSS-A-TF	16.5	21.0	520
26	BM-26B-ZNDSS-A-TF	18.0	22.5	520
28	BM-28B-ZNDSS-A-TF	19.5	24.0	520
30	BM-30B-ZNDSS-A-TF	21.0	25.5	520
32	BM-32B-ZNDSS-A-TF	22.5	27.0	520
34	BM-34B-ZNDSS-A-TF	24.0	28.5	520
36	BM-36B-ZNDSS-A-TF	25.5	30.0	520

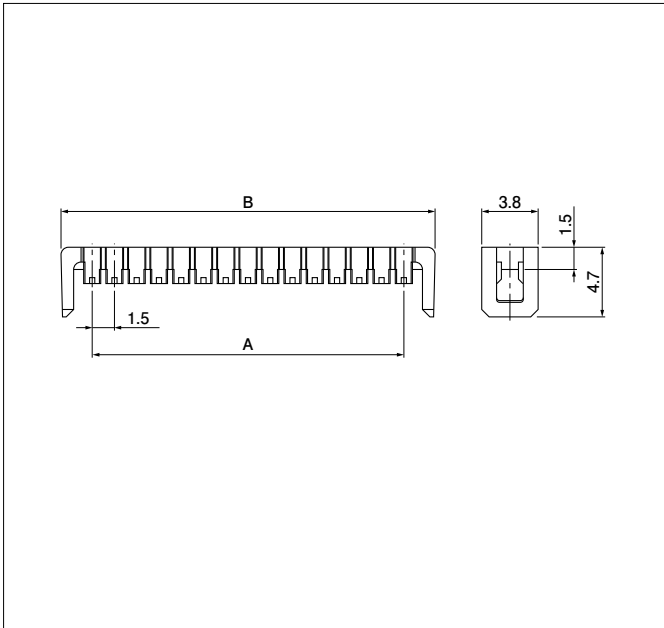
Material and Finish

Post: Copper alloy, copper-undercoated, tin-plated (reflow treatment)
Wafer: Polyamide, UL94V-0, natural

RoHS2 compliance

ZND CONNECTOR

Retainer



No. of circuits	Model No.	Dimensions (mm)		Q'ty/bag
		A	B	
4	ZNDS-04V-K	—	5.7	2,000
6	ZNDS-06V-K	3.0	7.2	2,000
8	ZNDS-08V-K	4.5	8.7	2,000
10	ZNDS-10V-K	6.0	10.2	2,000
12	ZNDS-12V-K	7.5	11.7	2,000
14	ZNDS-14V-K	9.0	13.2	2,000
16	ZNDS-16V-K	10.5	14.7	2,000
18	ZNDS-18V-K	12.0	16.2	2,000
20	ZNDS-20V-K	13.5	17.7	2,000
22	ZNDS-22V-K	15.0	19.2	2,000
24	ZNDS-24V-K	16.5	20.7	2,000
26	ZNDS-26V-K	18.0	22.2	2,000
28	ZNDS-28V-K	19.5	23.7	2,000
30	ZNDS-30V-K	21.0	25.2	2,000
32	ZNDS-32V-K	22.5	26.7	2,000
34	ZNDS-34V-K	24.0	28.2	2,000
36	ZNDS-36V-K	25.5	29.7	2,000

Material and Finish

Glass-filled PA 66, UL94V-0, black

RoHS2 compliance

Model number allocation

Contact

S ZND - 002 T - P 0.5

Form: S··Strip form
 Series name
 Applicable wire: 002···AWG #28 to #24
 Surface finish: T···Tin-plated (reflow treatment)
 Material: P···Copper alloy
 Terminal size

Housing

ZND P - 04 V - A - S

Series name
 Part name: Plug
 No. of circuits: Even number from 4 to 36
 Flammability: V···UL94V-0
 Key pattern: A···Key pattern A
 Color indication: S···Natural

Header

BM 04 B - ZND S S - A - TF

Assembly style: BM···SMT Top entry type
 No. of circuits: Even number from 4 to 36
 Part name: Header
 Series name
 Color indication: S···Natural
 Indication of clinch: S···Straight pin
 Key pattern: A···Key pattern A
 Packaging style: TF···Embossed-taping

Retainer

ZND S - 04 V - K

Series name
 Part name: Retainer
 No. of circuits: Even number from 4 to 36
 Flammability: V···UL94V-0
 Color indication: K···Black