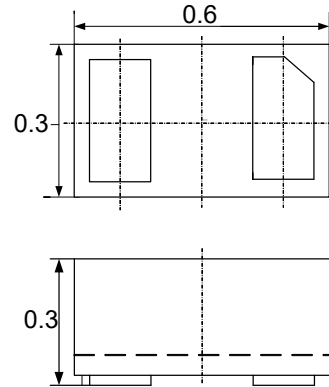


### Features

- Ultra low leakage: nA level
- Operating voltage: 5V
- Low Clamping Voltage
- Complies with following standards:
  - IEC 61000-4-2 (ESD) immunity test
    - Air discharge:  $\pm 15\text{kV}$
    - Contact discharge: 8kV
  - IEC61000-4-4 (EFT) 40A (5/50ns)
  - IEC61000-4-5 (Lightning) 5A (8/20 $\mu\text{s}$ )
- RoHS Compliant

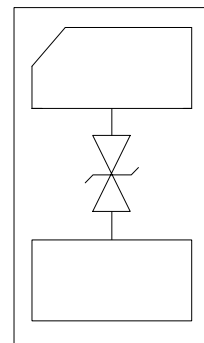
### Dimensions DFN0603



### Applications

- FireWire
- Display ports
- MDDI ports
- Digital Visual Interface (DVI)
- Cellular handsets & accessories
- Computer and peripherals

### Pin Configuration



### Mechanical Characteristics

- Package: DFN0603
- Lead Finish: Lead Free
- UL Flammability Classification Rating 94V-0
- Quantity Per Reel: 10,000pcs
- Reel Size: 7 inch
- Device Marking: A5

### Absolute Maximum Ratings (T<sub>amb</sub>=25°C unless otherwise specified)

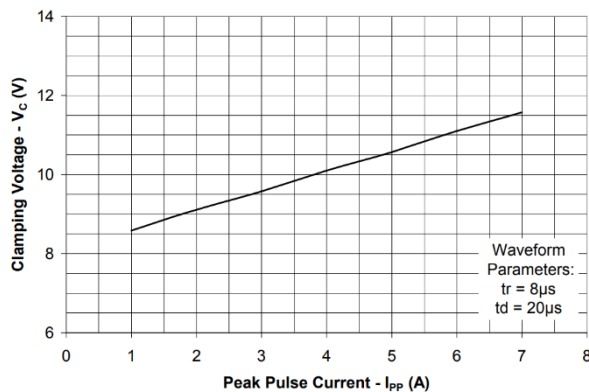
Parameter	Symbol	Value	Unit
Peak Pulse Power (8/20 $\mu\text{s}$ )	P <sub>pp</sub>	80	W
ESD per IEC 61000-4-2 (Air)	V <sub>ESD</sub>	$\pm 15$	Kv
ESD per IEC 61000-4-2 (Contact)		$\pm 8$	
Operating Temperature Range	T <sub>J</sub>	-55 to +125	°C
Storage Temperature Range	T <sub>STJ</sub>	-55 to +150	°C

## Electrical Characteristics (TA=25°C unless otherwise specified)

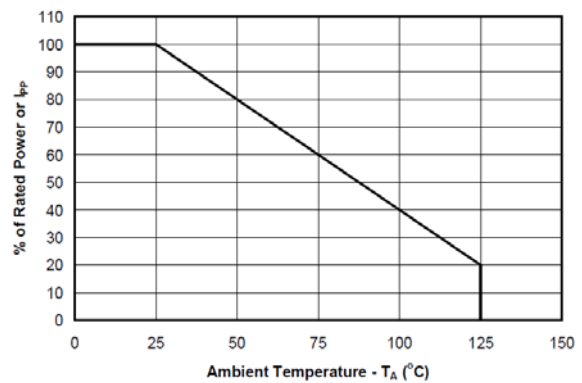
Parameter	Symbol	Test Condition	Min	Typ	Max	Unit
Reverse Working Voltage	$V_{RWM}$				5	V
Breakdown Voltage	$V_{BR}$	$I_T = 1mA$	5.6			V
Reverse Leakage Current	$I_R$	$V_{RWM} = 5V$			1	$\mu A$
Clamping Voltage	$V_C$	$I_{PP} = 1A$ (8 x 20 $\mu s$ pulse)			9.8	V
Clamping Voltage	$V_C$	$I_{PP} = 5A$ (8 x 20 $\mu s$ pulse)			15	V
Junction Capacitance	$C_J$	$V_R = 0V, f = 1MHz$		15		pF

## Characteristic Curves

Clamping Voltage vs. Peak Pulse Current



Power Derating Curve



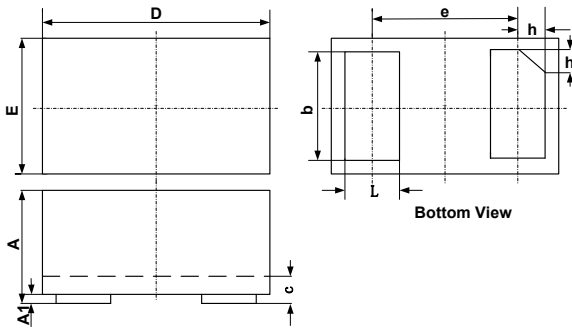
Pulse Waveform



$I_R(T_j) / I_R(T_j=25^\circ C)$

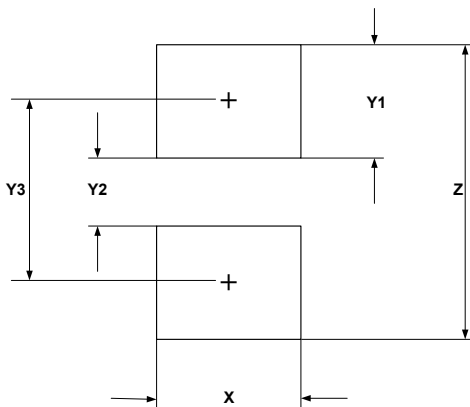


## DFN0603 Package Outline Drawing



SYM	DIMENSIONS		
	MILLIMETERS		
	MIN	NOM	MAX
A	0.230		0.330
A1	0.000	0.020	0.050
b	0.215	0.245	0.275
c	0.120	0.150	0.180
D	0.550	0.600	0.650
e	0.355 BSC		
E	0.250	0.300	0.350
L	0.160	0.190	0.220
h	0.079 BSC		

## Suggested Land Pattern



SYM	DIMENSIONS	
	MILLIMETERS	INCHES
X	0.30	0.012
Y1	0.25	0.010
Y2	0.15	0.006
Y3	0.40	0.016
Z	0.65	0.026