

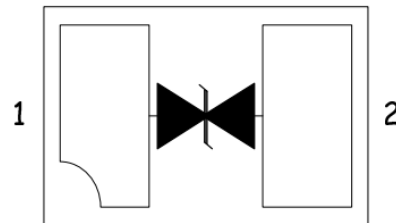
### Features

- Ultra low leakage: nA level
- Operating voltage: 3.3V
- Low clamping voltage
- Complies with following standards:
  - IEC 61000-4-2 (ESD) immunity test
    - Air discharge:  $\pm 25\text{kV}$
    - Contact discharge:  $\pm 20\text{kV}$
  - IEC61000-4-4 (EFT) 40A (5/50ns)
  - IEC61000-4-5 (Lightning) 4A (8/20  $\mu\text{s}$ )
- RoHS Compliant

### Dimensions DFN1006



### Pin Configuration



### Applications

- USB 2.0 power and data line
- Set-top box and digital TV
- Digital video interface (DVI)
- Notebook Computers
- SIM Ports
- 10/100 Ethernet

### Mechanical Characteristics

- Package: DFN1006
- Lead Finish: Lead Free
- UL Flammability Classification Rating 94V-0
- Quantity Per Reel: 10,000 pcs
- Reel Size: 7 inch
- Device Marking: 3B

### Absolute Maximum Ratings (T<sub>amb</sub>=25°C unless otherwise specified)

Parameter	Symbol	Value	Unit
Peak Pulse Power (8/20 $\mu\text{s}$ )	P <sub>pp</sub>	56	W
ESD per IEC 61000-4-2 (Air)	V <sub>ESD</sub>	$\pm 25$	Kv
ESD per IEC 61000-4-2 (Contact)		$\pm 20$	
Operating Temperature Range	T <sub>J</sub>	-55 to +125	°C
Storage Temperature Range	T <sub>STJ</sub>	-55 to +150	°C

**Electrical Characteristics**(TA=25°C unless otherwise specified)

Symbol	Parameter	Conditions	Min	Typ	Max	Unit
VRWM	Reverse Working Peak Voltage				3.3	V
VBR	Reverse Breakdown Voltage	IT = 1mA	4.2			V
IR	Reverse Leakage Current	VRWM = 3.3V			0.1	μA
VC	Clamping Voltage	IPP = 1 A (8/20μs)			10	V
VC	Clamping Voltage	IPP = 4 A (8/20μs)			14	V
CJ	Capacitance	VR = 0V, f = 1MHz		0.45	0.6	pF

## Characteristic Curves

Fig1. 8/20 $\mu$ s Pulse Waveform

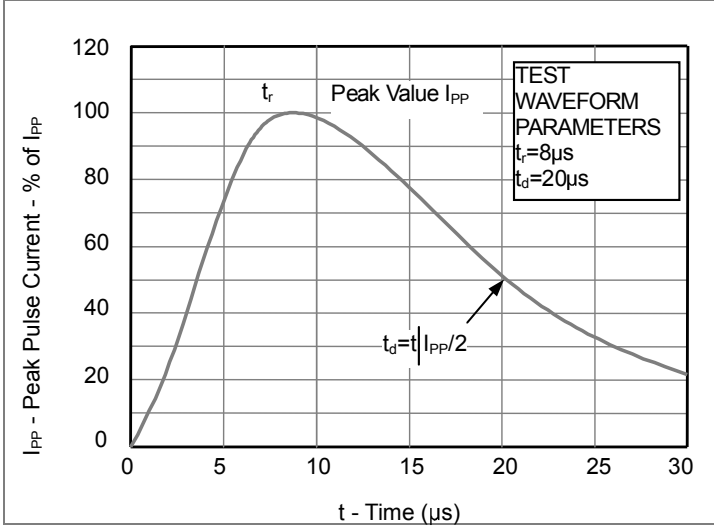


Fig2. ESD Pulse Waveform (according to IEC 61000-4-2)

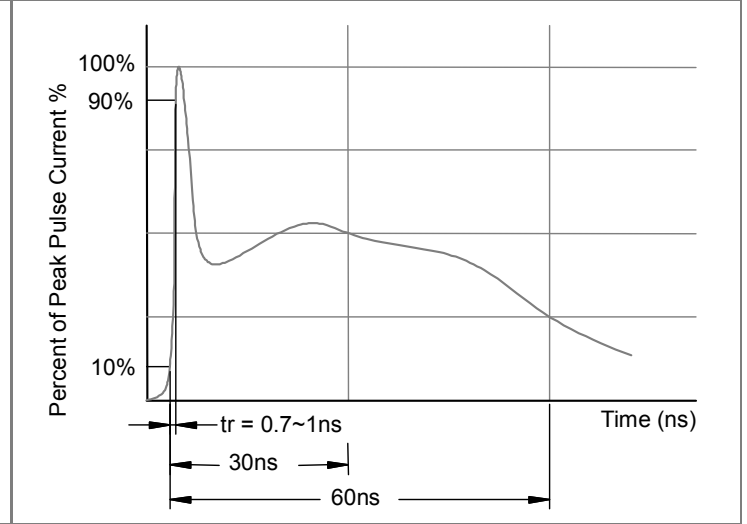
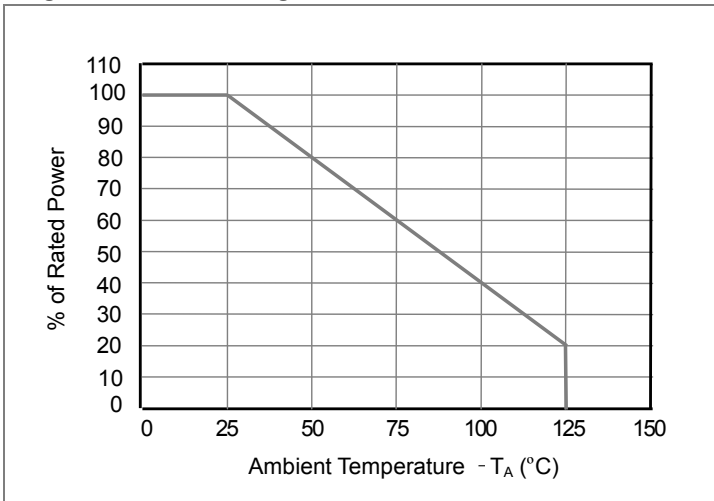
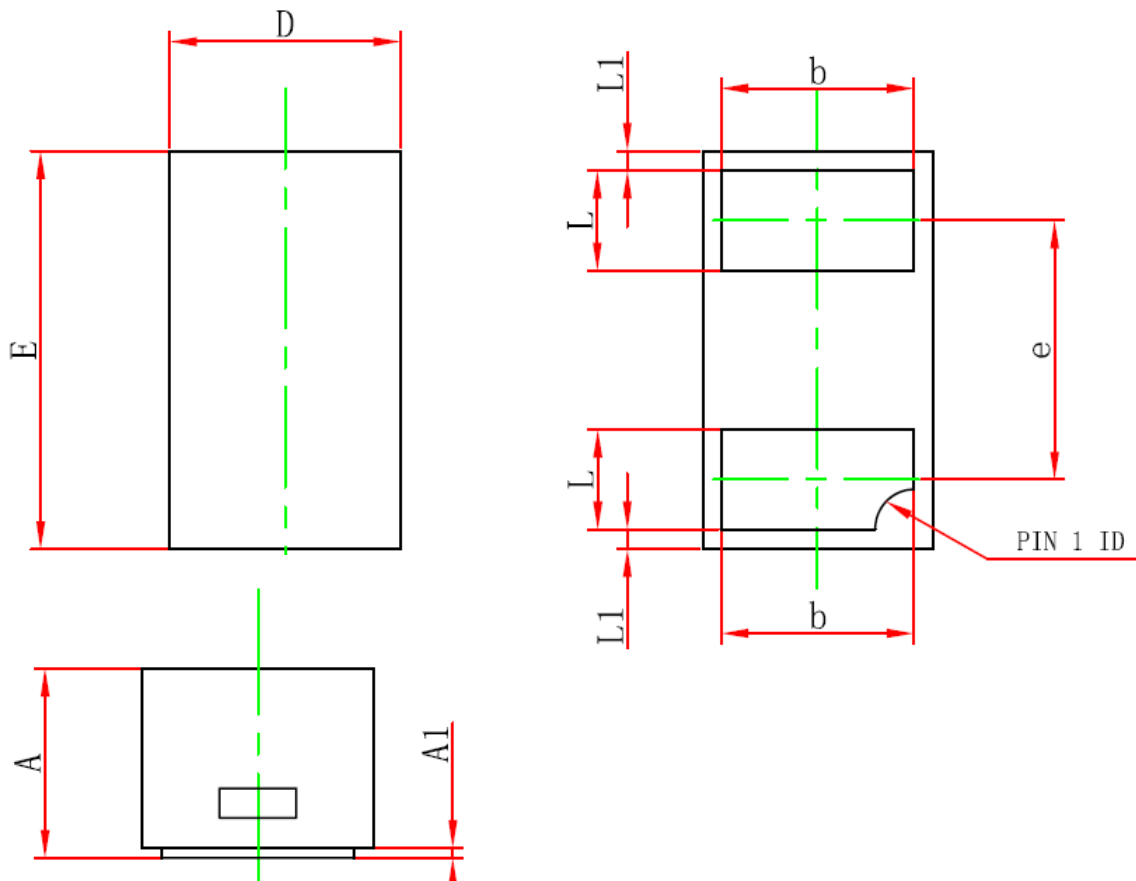


Fig3. Power Derating Curve



DFN1006 PACKAGE OUTLINE & DIMENSIONS



Symbol	Dimensions In Millimeters		Dimensions In Inches	
	Min.	Max.	Min.	Max.
A	0.400	0.500	0.016	0.020
A1	0.000	0.050	0.000	0.002
D	0.550	0.650	0.022	0.026
E	0.950	1.050	0.037	0.041
b	0.400	0.600	0.016	0.024
e	0.650TYP.		0.026TYP.	
L	0.150	0.350	0.006	0.014
L1	0.050REF.		0.002REF.	