


SURGiNG

紹 鑫 實 業



Surge protection Device

浪涌保护器

SX Series

Description

SX-01 Surge Protective Device is specially designed to be used in outdoor LED lighting system fixtures for transient overvoltage protection. It is mainly constructed by thermally protected varistors and gas discharge tube devices. It can be installed in LED lamp or lamp post.

Features

- ◆ Suitable for use in luminaire with Class I or Class II installations
- ◆ Protection mode : L-N, L-PE, N-PE
- ◆ Built-in thermal detachment function, higher security
- ◆ Series isolation design, excellent protection performance
- ◆ Excellent impact resistance, low voltage limit
- ◆ Built-in LED indication, saves maintenance time by identifying replacement need
- ◆ Double insulation cable wire
- ◆ IP62-Dust-tight and water resistant

Applications

- ◆ digital signage
- ◆ flood lighting
- ◆ street lighting
- ◆ roadway lighting
- ◆ parking garage lighting
- ◆ traffic lighting
- ◆ tunnel lighting
- ◆ wall wash lighting
- ◆ AC-LED Lighting

Electrical specifications

Part Number	SX-01
Rated supply Voltage/Un(VAC)	100~300V
Maximum Continuous Operating Voltage/MCOV/Uc(VAC)1	320V
Rated load current/IL(A)	8A
Nominal Discharge Current/In(kA)2	5kA
Maximum Discharge Current/Imax(kA)3	10kA
Open Circuit Voltage/Uoc (kV)	10kV
Voltage Protective level//Up(V)4	L-N($\leq 1.5KV$), L-G/PE($\leq 2.3KV$), N-G/PE($\leq 2.3KV$)
Wire for terminal	Hose cable (2.1mm ²)
Connection mode	Series connection
Power System	TN
Protection Degree	IP62
Ambient Temperature	-40℃~+80℃



Notes:

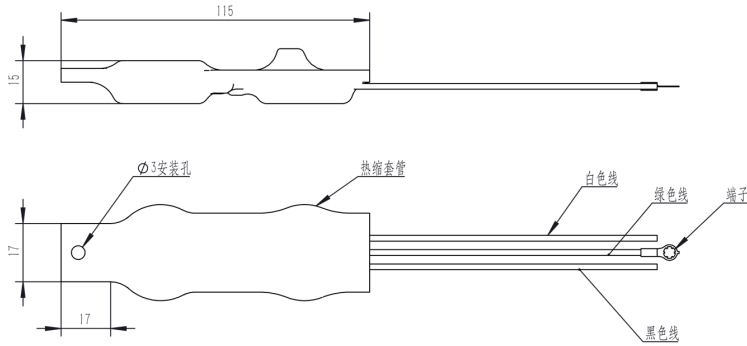
- 1.MCOV/Uc(VAC):The Maximum Continuous Operating Voltage can be continuously applied to the SPD.
- 2.Nominal Discharge Current(In)(kA):The nominal discharge current is a measure of the SPDs endurance capability 15 impulses of discharge current uses the 8/20us current waveform.
- 3.Maximum Discharge Current(Imax)(kA):The maximum discharge current is a measure of the SPDs maximum capability single impulse of discharge current uses the 8/20us current waveform.All Devices pass maximum discharge current with possible,safe opening of thermal disconnect.
- 4.Voltage Protective Level//Up: The highest value of residual voltage measurements during the application of impulses of 8/20us nominal discharge(In);rounding voltage value of maximum measurement.

Wire Specification

Output Length	Diameter	Installation Class	Color
160mm±20mm	2.1 mm ²	I	L-Brown N-Blue G/PE-Green with Yellow stripe
160mm±20mm	2.1 mm ²	II	L-Brown N-Blue
160mm±20mm	14AWG	-	L-Black N-White G-Green

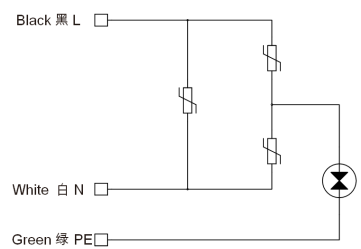
- Notes:
- 1.Input terminal AC network, Output terminal drive AC input,Incorrect installation can greatly damage the performance of the SPD.
 - 2.Wire Line length can be customized
 - 3.Use two M4 screws to fix the SPD.

Dimensions

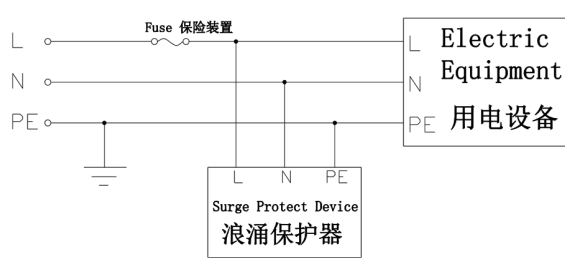


Application/Installation Schematic

Product schematic diagram



Product installation diagram



Contact us

Shenzhen Shaoxin Electronics Co.Ltd.
 Address: 2 / F, building a, No. 18 Chuangye Road, Shilong community, Shiyan street, Bao'an District, Shenzhen City, Guangdong Province
 Tel: +86 0755 83239646
 Fax: +86 0755 83239644