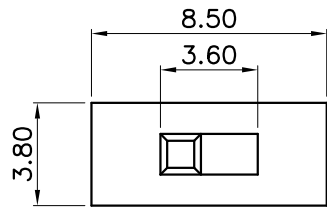
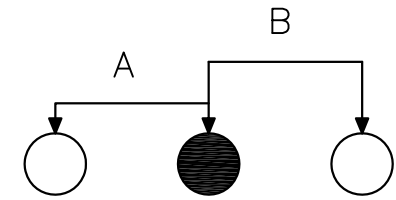


CAD FILE:



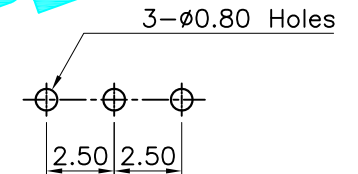
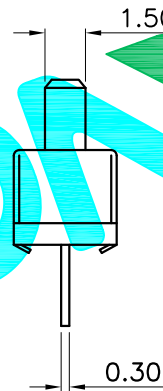
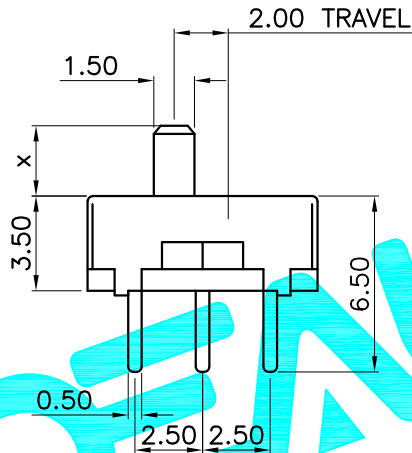
X	
PART NO	vigor
2	G2
3	G3
4	G4
5	G5
6	G6
7	G7
8	G8



Circuit Diagram

Specification:

- 1.Rating: DC 30V 50mA
- 2.Travel: 2.5 ± 0.1 mm
- 3.Operating Force: A-B 150gf \pm 75gf
B-A 150gf \pm 75gf
- 4.Contact Resistance: 100m Ω Max
- 5.Life: 10,000 Cycles Min



P.C.B Layout

⑤	Contact	1	Phosphor Bronze	Ag Plated
④	Terminal	3	Brass Strip	Ag Plated
③	Base	1	Phenolic Resin	Natural
②	Frame	1	STEEL STRIP	Ni Plated
①	Knob	1	POM	Black
ITEM	PART NAME	QTY.	MATERIAL	FINISHING

APPROVALS

DATE

DRAWN G.M.Chen 2014/11/25

CHECKED

APPROVALS

TOLERANCES ARE

30~100 ±0.30
10~30 ±0.20
5~10 ±0.15
~ 5 ±0.10

ANGLE

UNIT: mm

DEALON 德之隆®
ELECTRONICS CO.,LTD

TITLE: VERTICAL SLIDE SWITCHES

PART NO. SS-12D01-GX

SCALE: 1:1

SHEET 1 OF 1

DRAWING NO.

PROJ:

ECN NO.	REV.	DATE.	DESCRIPTION.	CHANGE.	CHECK.	APPRO.
	A		NEW			