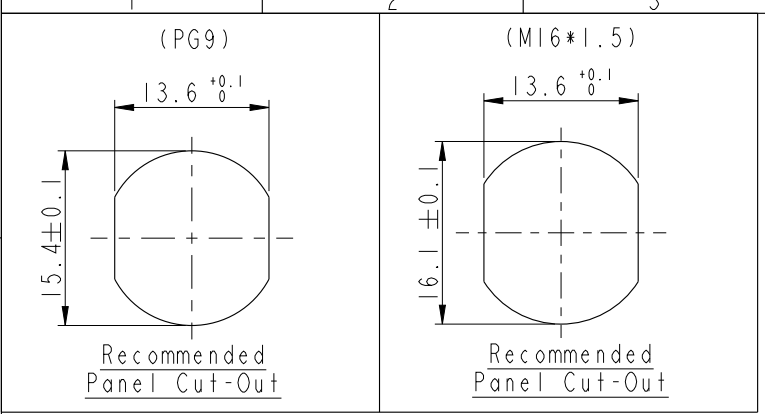
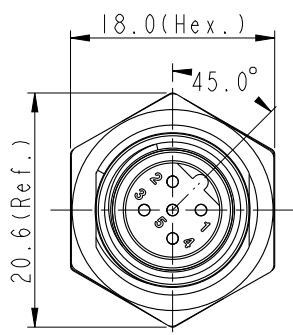
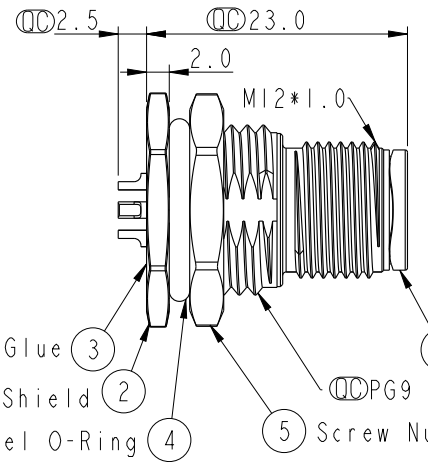
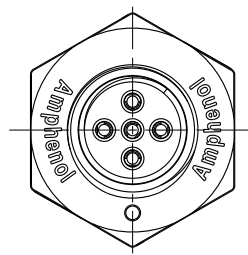


THIS DOCUMENT IS SUBJECT TO CHANGE WITHOUT NOTICE. IT IS CONFIDENTIAL AND A PROPERTY OF Amphenol LTW. DISCLOSURE TO THIRD PARTY HAS TO BE AUTHORIZED BY Amphenol LTW.

REV.	ECN NO.	DATE	SIGN	DESCRIPTION
B	LEN1580033-034	2015/07/26	Yulong_wang	Change to Share Drawing.
C	LEN1690056-057	2016/09/05	Yulong_wang	Add 3, 4 Pin & IP69K.



⚠

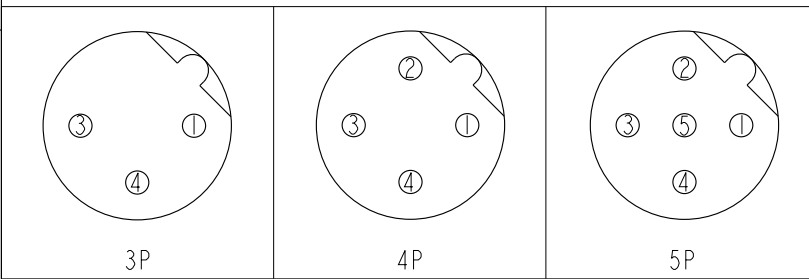


M 12B - XX P M M S - S F 8 XXX


12B: B-Code  
 03: 3Pin  
 04: 4Pin ⚠  
 05: 5Pin

P: Panel (板端)  
 M: Male Connector (公座)  
 M: Male Pin (公Pin)

001: PG9  
 002: M16\*1.5  
 8: IP68/69K (防水等級68/69K) ⚠  
 F: Front Fasten (前鎖式/Enclosure Rear Mount)  
 S: Screw (螺紋式)  
 S: Solder Type (焊接式)



⚠



Note:

- \* Ⓞ Important Dimension.
- ⚠ \* Waterproof Rate: IP68, IP69K.
- \* Housing: Nylon+GF, Black.
- \* Male Pin: Copper Alloy, Gold Plated.
- \* Shield: Zinc Alloy, Nickel Plated.
- \* Screw Nut: Zinc Alloy, Nickel Plated.
- \* Panel O-Ring: Viton, Black.
- ⚠ \* Rated Voltage: 3 & 4Pin 250V dc. or ac. 5Pin 60V dc. or ac.
- \* Rated Current: 4A
- \* Operating Temperature: -40~+105°C
- \* For Panel Thickness Max 4.5mm.
- \* Recommended Nut Torque: 4-6 Kgf.cm.

Pin Assignment Front View

UNIT: mm		TITLE M12 B-Code Male Conn. Solder Front Type			ITEM NO	DRAWN BY	DATE
		SCALE 2:1	SIZE A4	SHEET 1 OF 1	DWG NO M12B-XXPMS-SF8XXX	CHECKED BY Jinhai	DATE 2016-09-05
TOLERANCE .X ±0.25 .XX ±0.1 .XXX ±0.05 ANGLES ±1°	REV. C	WC-REV. A.5	Ⓞ: Inspection item		CUSTOMER ALTW	APPROVED BY Jerry	DATE 2016-09-05

**Amphenol LTW**  
安費諾亮泰企業股份有限公司