



产品承认书

SPECIFICATION FOR APPROVED

版本: REV.A0

客户

2376

Customer

客户料号

Customer P/N

品名

SMD POWER INDUCTOR

Description

产品型号

CKCS4018-1.5uH/N

CENKER P/N

图纸编号

SP-CK112-00059515

Drawing No.

产品编号

Product code.

出图

DRAWING

制表

审核

批准

Prepared By

Checked By

Approved By

陈凌宏

陈端贤

万芳中

DATE:

2022/10/11

承认

CUSTOMER APPROVAL

DATE:



深圳市岑科实业有限公司

SHENZHEN CENKER ENTERPRISE LTD.

地址:深圳市龙华区大浪街道恒大时尚慧谷6栋A区11楼

Address:11th Floor Area a Building 6 Hengda
Fashion Huigu ,Dalang Street,Longhua District,
Shenzhen P.R.China

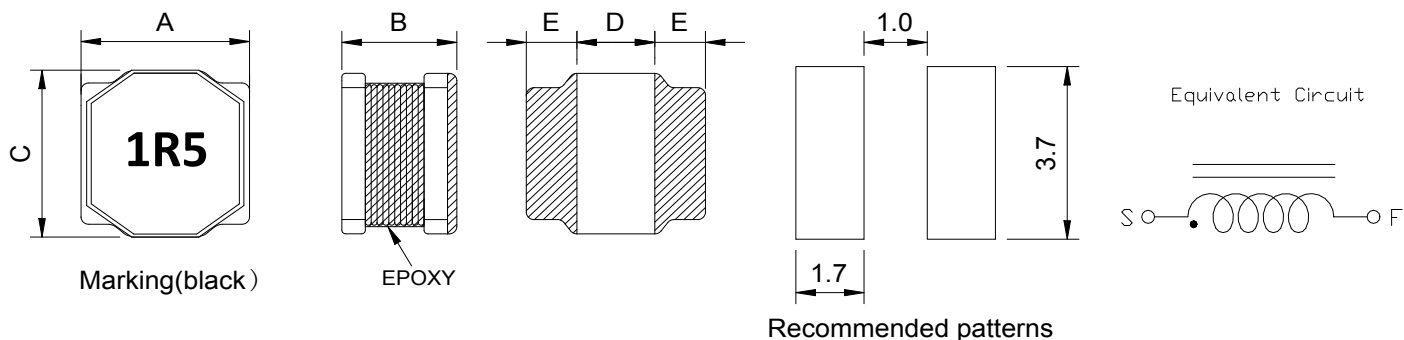


TEL:0755-89808755 FAX:0755-27525256

SPECIFICATION FOR APPROVAL

CUSTOMER	2376	CUSTOMER No.		PAGE
CENKER P/N	CKCS4018-1.5uH/N	DRAWING No.	SP-CK112-00059515	1/7
ISSUE DATE	2022/10/11	VERSION	A0	

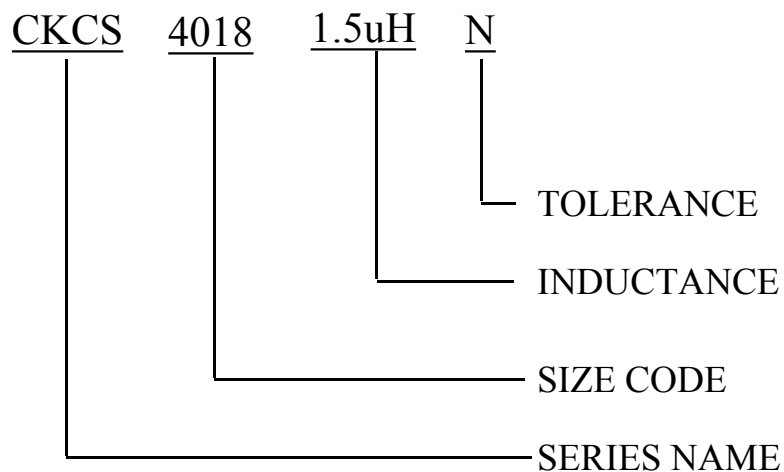
1、 DIMENSION (mm):



* 平贴度: 0.15mm Max

A	B	C	D	E
4.0±0.2	1.8 Max.	4.0±0.2	1.6±0.3	1.2±0.3

Description of part name :



2、 TEMPERATURE RATING:

Operating Temperature:-40℃~+125℃(Including self temperature rise);Storage Condition(Product with tapping):-10℃~+40℃,RH 70% Max.



深圳市岑科实业有限公司
SHEN ZHEN CENKER ENTERPRISE LTD.
TEL:0755-89808755 FAX:0755-27525256

PREPARED	CHECKED	APPROVED
陈凌宏	陈端贤	万芳中

SPECIFICATION FOR APPROVAL

CUSTOMER	2376	CUSTOMER No.		PAGE
CENKER P/N	CKCS4018-1.5uH/N	DRAWING No.	SP-CK112-00059515	2/7
ISSUE DATE	2022/10/11	VERSION	A0	

3、ELECTRICAL REQUIREMENTS:

ITEM	SPEC.	TEST CONDITION	TEST EQUIPMENT
INDUCTANCE	1.5uH ±30%	100KHz/1V	HP-4284A
DCR	30mΩ ±30%	at 25℃	Keysight 34420A
Isat	3.35A LOA*70% Ref.	100KHz/1V	HP-4284A+HP-42841A
Irms	1.8A Max	$\Delta T \leq 40^{\circ}\text{C}$	HP-4284A+ HP-42841A+TES1316

Isat: DC current at which the inductance drops approximate 30% from its value without current;

Irms: DC current that causes the temperature rise ($\Delta T \leq 40^{\circ}\text{C}$) from 25℃ ambient.



深圳市岑科实业有限公司
SHEN ZHEN CENKER ENTERPRISE LTD.
TEL:0755-89808755 FAX:0755-27525256

PREPARED	CHECKED	APPROVED
陈凌宏	陈端贤	万芳中

SPECIFICATION FOR APPROVAL

CUSTOMER	2376	LOT No.			
CUSTOMER No.		QUANTITY	10PCS	DATE	2022/10/11
DRAWING No.	SP-CK112-00059515	DIMENSION(UNIT: mm)			
CENKER P/N	CKCS4018-1.5uH/N				
DESCRIPTION	SMD POWER INDUCTOR				
TEST FREQ	100KHz/1V				
TEMPERATURE	25 °C				

4、 TESTING DATA:

ELECTRONICAL TEST DATA				OREALL DIMENSTON (UNIT: mm)								Marker
	L	L(uH) 3.35A	DCR	A	B	C	D	E				
SPE C	1.5uH ±30%	L0A*70 % Ref.	30mΩ ±30%	4.0±0.2	1.8 Max.	4.0±0.2	1.6±0.3	1.2±0.3				1R5
1	1.71	1.35	33.63	4.04	1.62	4.02	1.65	1.23				
2	1.70	1.30	33.35	4.02	1.62	4.00	1.64	1.22				
3	1.59	1.28	32.52	4.01	1.63	4.03	1.64	1.21				
4	1.46	1.16	34.24	4.05	1.64	4.03	1.65	1.21				
5	1.50	1.19	32.77	4.00	1.64	4.00	1.63	1.22				
6	1.68	1.30	32.38	4.02	1.60	4.01	1.64	1.20				
7	1.48	1.22	33.26	4.01	1.63	4.03	1.60	1.24				
8	1.72	1.31	32.65	4.02	1.63	4.01	1.62	1.25				
9	1.70	1.31	35.06	4.01	1.63	4.02	1.62	1.21				
10	1.68	1.29	33.53	4.02	1.60	4.01	1.61	1.23				
\bar{X}	1.62	1.27	33.34	4.02	1.63	4.02	1.63	1.22				
R	0.26	0.19	2.68	0.05	0.04	0.03	0.05	0.04				
								ALL JUDGE	<input checked="" type="checkbox"/> OK <input type="checkbox"/> NG			

	深圳市岑科实业有限公司 SHEN ZHEN CENKER ENTERPRISE LTD. TEL:0755-89808755 FAX:0755-27525256	PREPARED	CHECKED	APPROVED
		陈凌宏	陈端贤	万芳中

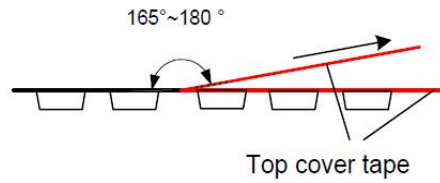
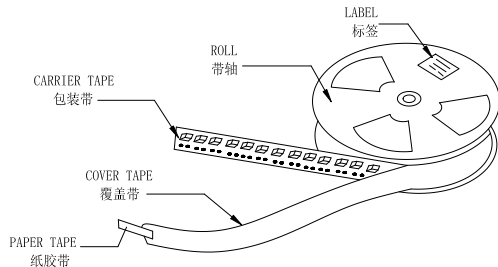
SPECIFICATION FOR APPROVAL

CUSTOMER	2376	CUSTOMER No.		PAGE
CENKER P/N	CKCS4018-1.5uH/N	DRAWING No.	SP-CK112-00059515	4/7
ISSUE DATE	2022/10/11	VERSION	A0	

5、PACKAGE :

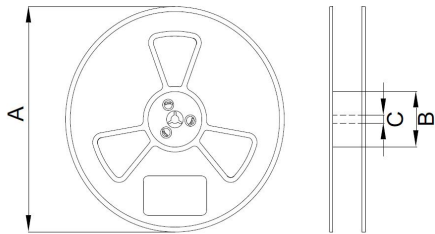
(1) Packaging -Cover Tape

The force for tearing off cover tape is 10 to 130 grams in the arrow direction.



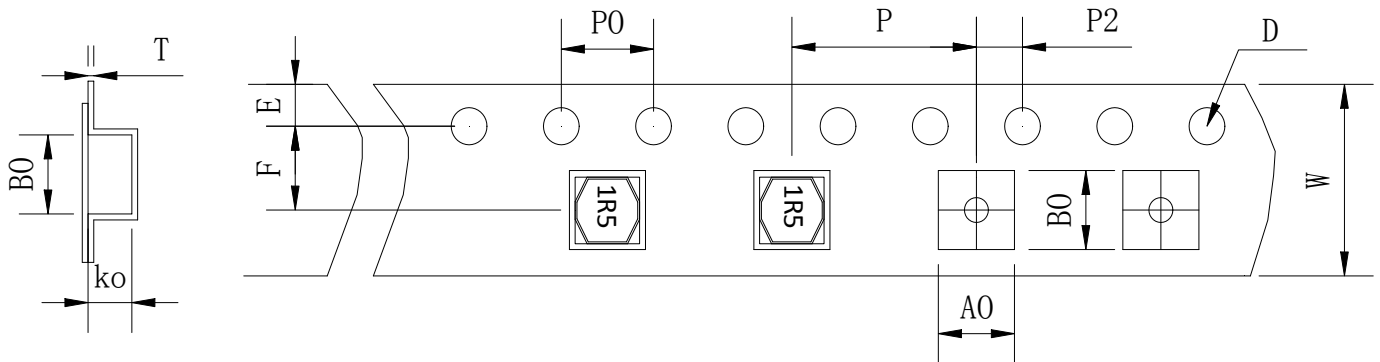
Peel-off speed: 300mm/min.

(2) Reel Dimensions (Unit:mm)



Item	Dimension
A	330±1
B	100±1
C	13±0.5

(3) Tape Dimensions (Unit:mm)



Part No.	W	A0	B0	K0	D	F	E	P	P0	P2	T
CKCS4018	12.0 ±0.3	4.3 ±0.1	4.3 ±0.1	2.0 ±0.1	1.5 ±0.1	5.5 ±0.1	1.75 ±0.1	8.0 ±0.15	4.0 ±0.1	2.0 ±0.1	0.3 ±0.05



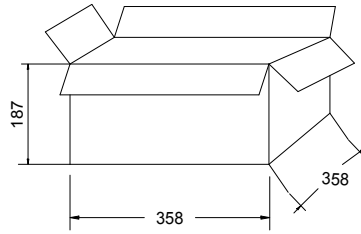
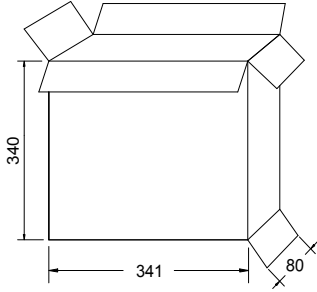
深圳市岑科实业有限公司
SHEN ZHEN CENKER ENTERPRISE LTD.
TEL:0755-89808755 FAX:0755-27525256

PREPARED	CHECKED	APPROVED
陈凌宏	陈端贤	万芳中

SPECIFICATION FOR APPROVAL

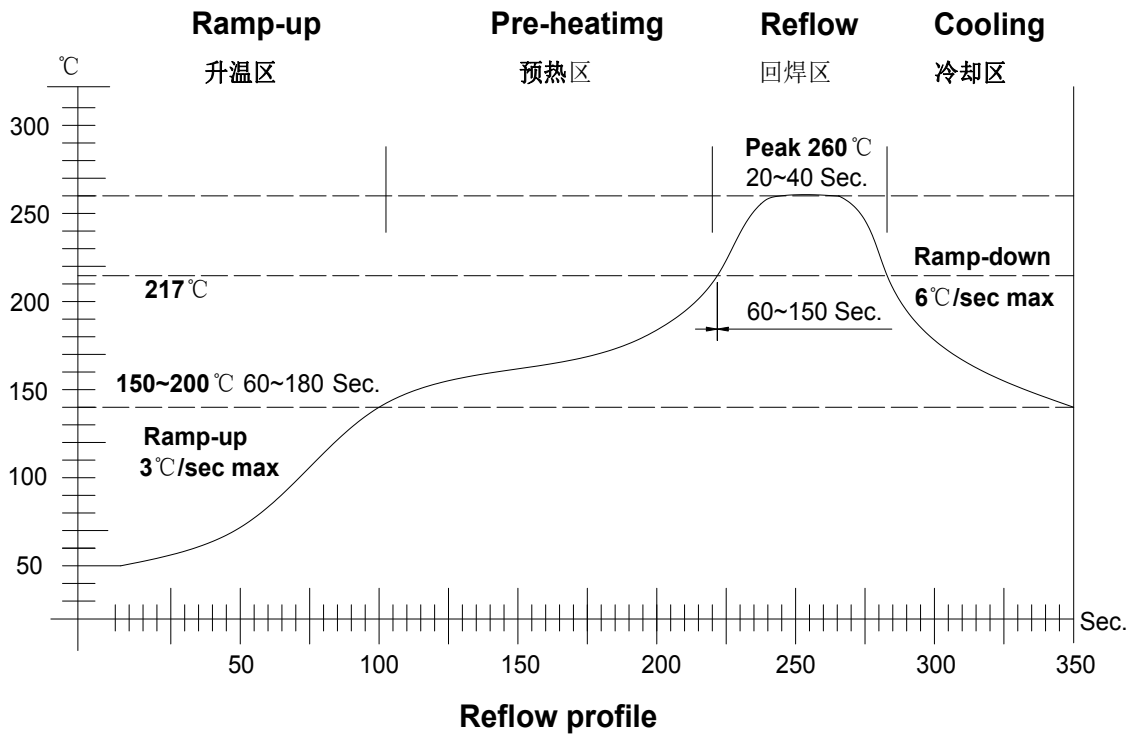
CUSTOMER	2376	CUSTOMER No.		PAGE
CENKER P/N	CKCS4018-1.5uH/N	DRAWING No.	SP-CK112-00059515	5/7
ISSUE DATE	2022/10/11	VERSION	A0	

(4) Packaging Quantity



Quantity (Pcs)		
Reel	Box	Carton
3000	9000	18000
1Reel	3Reel/Box	2Box/Carton

6、Reflow Soldering



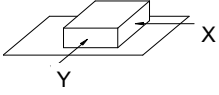
深圳市岑科实业有限公司
 SHEN ZHEN CENKER ENTERPRISE LTD.
 TEL:0755-89808755 FAX:0755-27525256

PREPARED	CHECKED	APPROVED
陈凌宏	陈端贤	万芳中

SPECIFICATION FOR APPROVAL

CUSTOMER	2376	CUSTOMER No.		PAGE
CENKER P/N	CKCS4018-1.5uH/N	DRAWING No.	SP-CK112-00059515	6/7
ISSUE DATE	2022/10/11	VERSION	A0	

7、Reliability Test

No.	项目	测试条件	判定标准
1	Terminal strength 电极强度试验	A Static pulling force of 10N In a direction parallel to the terminals for 5 Seconds. 施加推拉10牛顿，时间为5秒	No terminal breakage or loosening 未出现电极损坏或脱落现象 
2	Heat endurance of Reflow soldering 回流焊试验	Reflow soldering 3 times. The peak temperature : 260±5℃. 回流焊3次. 峰值温度: 260±5℃.	No significant abnormality in appearance.Deviation relative to initial value: L:Within ±10% , DCR:Within ±10% 外观无明显损坏。电感值,电阻值变化不超过10%
3	Solder ability test 可焊性试验	Immerse the terminal in flux for 5 seconds.then dip the terminal into a soldering bath of 245±5℃ for 2±0.5 seconds. 端子浸入助焊剂5s，然后将端子放入锡炉中，温度为 245±5℃，时间为2±0.5s	Over 90% of the surface being immersed shall be covered with new solder uniformity. 90%面积有新锡附着,焊锡表面光亮
4	Humidity test 湿度试验	试验温度 Temperature :60±2℃ 试验湿度 Humidity :90%~95% RH 试验时间 Duration:96±4 hours 常温条件放置1~2小时后测试.	No significant abnormality in appearance.Deviation relative to initial value: L:Within ±10% , DCR:Within ±10% 外观无明显损坏。电感值,电阻值变化不超过10%
5	High temperature test 高温试验	试验温度 Temperature: 125±2℃ 试验时间 Time: 96±4 hours 常温条件放置1~2小时后测试.	No significant abnormality in appearance.Deviation relative to initial value: L:Within ±10% , DCR:Within ±10% 外观无明显损坏。电感值,电阻值变化不超过10%
6	Low temperature test 低温试验	试验温度 Temperature: -40±2℃ 试验时间 Time: 96±4 hours 常温条件放置1~2小时后测试.	No significant abnormality in appearance.Deviation relative to initial value: L:Within ±10% , DCR:Within ±10% 外观无明显损坏。电感值,电阻值变化不超过10%
7	Thermal shock test 冷热冲击试验	First -40±5℃ for 30±2 minutes, last 125℃ 30±2 minutes as 1 cycle. Total 10 cycles. 首先从-40±5℃作用30±2分钟，然后温度冲击到125℃作用30±2分钟，作为一个循环，共做10个循环。 常温条件放置1~2小时后测试.	No significant abnormality in appearance.Deviation relative to initial value: L:Within ±10% , DCR:Within ±10% 外观无明显损坏。电感值,电阻值变化不超过10%
8	Vibration test 振动试验	Apply frequency 10~55Hz 1.55mm amplitude in each of perpendicular direction for 2 hours.(total6h) 用10~55Hz振动频率1.55mm振幅沿x,y,z各方向振动2小时,共6小时.	No significant abnormality in appearance.Deviation relative to initial value: L:Within ±10% , DCR:Within ±10% 外观无明显损坏。电感值,电阻值变化不超过10%



深圳市岑科实业有限公司
SHEN ZHEN CENKER ENTERPRISE LTD.
TEL:0755-89808755 FAX:0755-27525256

PREPARED

CHECKED

APPROVED

陈凌宏

陈端贤

万芳中

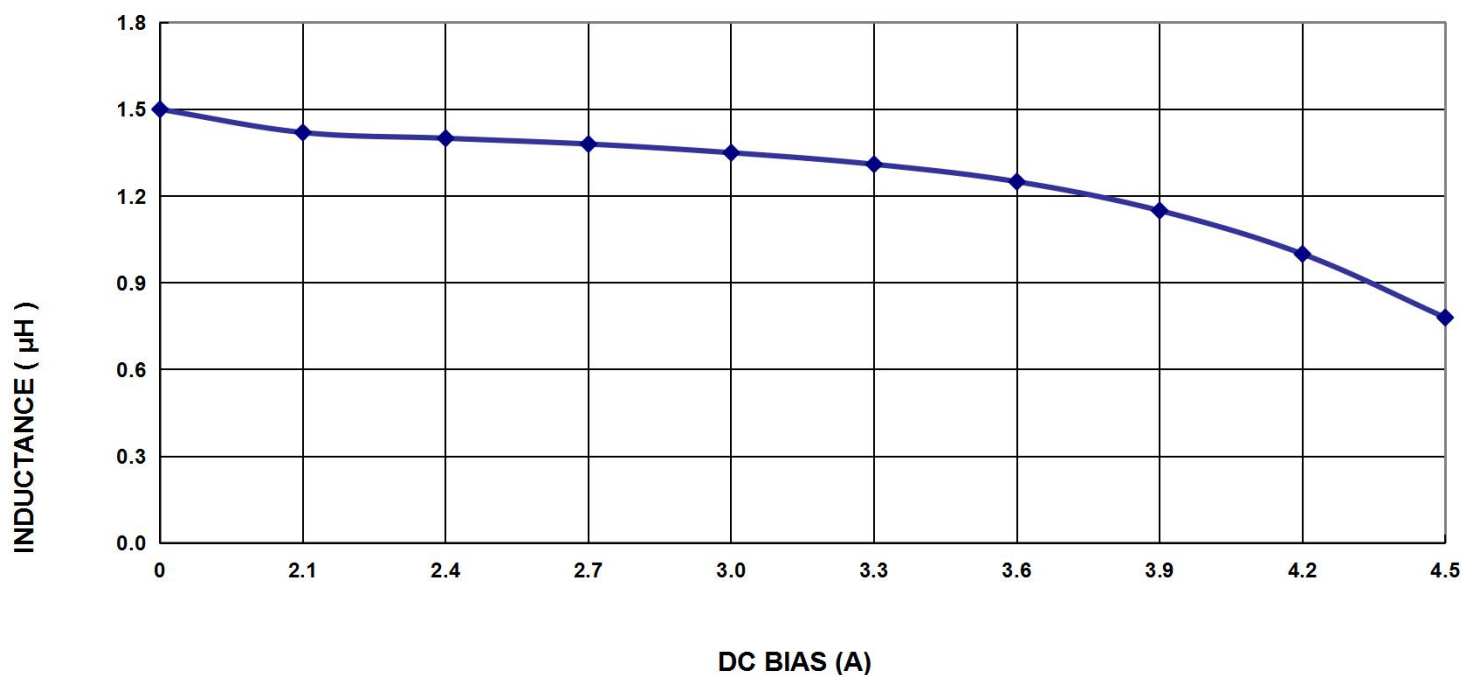
SPECIFICATION FOR APPROVAL

CUSTOMER	2376	CUSTOMER No.		PAGE
CENKER P/N	CKCS4018-1.5uH/N	DRAWING No.	SP-CK112-00059515	7/7
ISSUE DATE	2022/10/11	VERSION	A0	

8、INDUCTANCE (μ H) VS DC BIAS (A) CURVE

DC BIAS (A)	Inductance (μ H)					
0 A	1.50					
2.1 A	1.42					
2.4 A	1.40					
2.7 A	1.38					
3.0 A	1.35					
3.3 A	1.31					
3.6 A	1.25					
3.9 A	1.15					
4.2 A	1.00					
4.5 A	0.78					

TESTING CONDITION: 100kHz ,1Vrms



深圳市岑科实业有限公司
 SHEN ZHEN CENKER ENTERPRISE LTD.
 TEL:0755-89808755 FAX:0755-27525256

PREPARED

陈凌宏

CHECKED

陈端贤

APPROVED

万芳中



使用注意事项

Matters needing attention



- 1.在设计PCB时,请考虑非磁屏蔽元器件的安装位置,避免磁干扰引起的故障.
1. When designing the PCB, please consider the installation position of the non-magnetic shielded components to avoid failures caused by magnetic interference.
- 2.请勿将本产品靠近磁铁或带有磁力的物体.
2. Do not place this product near magnets or objects with magnetic force.
- 3.请勿将产品保存在高温、高湿、有灰尘、腐蚀环境(盐、酸、碱等)等不适合环境中.
3. Do not store the product in unsuitable environments such as high temperature, high humidity, dusty, corrosive environments (salt, acid, alkali, etc.).
- 4.产品会因通电而自我发热(温度上升),在热设计方面需留有充分余量.
4. The product will self-heat (temperature rise) due to power-on, and sufficient margin should be left in thermal design.
- 5.由于人体所带的静电会传到接地线上,因此请使用防静电腕带.
5. Since the static electricity carried by the human body will be transmitted to the ground wire, please use an anti-static wrist strap.
- 6.人体手上有油脂可能导致可焊性下降.请避免手直接接触端子.
6. Grease on human hands may lead to decreased solderability. Please avoid direct contact with the terminals.
- 7.端子过度弯曲会导致断线,请不要过度弯曲端子.
7. Excessive bending of the terminal will lead to disconnection, please do not bend the terminal excessively.
- 8.产品对直接冲击很敏感,冲击可能导致产品磁芯损伤及破损.
8. The product is very sensitive to direct impact, the impact may cause damage and breakage of the product's magnetic core.
- 9.在客户使用时,如果产品被灌封或胶固定,必须注意:
9. When the customer uses, if the product is potted or glued, it must be noted:
 - 大部分灌封材料在硬化时都会收缩,因此对塑胶骨架或磁芯有施加应力,
这种应力作用可以给电气特性带来负面影响,极端情况下可能损坏磁芯或塑胶骨架的机械性能.
○ Most potting materials will shrink when hardened, so there is a stress on the plastic skeleton or magnetic core,
This stress action can negatively affect the electrical properties and in extreme cases can damage the mechanical properties of the magnetic core or plastic skeleton.
 - 必须检查使用灌封材料是否会导致漆包线的绝缘层,塑胶骨架或胶水的性能降低甚至损坏.
○ It must be checked whether the use of potting materials will cause the insulation layer of the enameled wire, the performance of the plastic skeleton or the glue to be degraded or even damaged.
 - 灌封材料的影响可以改变磁性元器件的高频特性.
○ The effect of potting material can change the high frequency characteristics of magnetic components.



使用注意事项 Matters needing attention



10. 对于合金或非涂层产品,如果将产品长期放置在潮湿的环境中,产品的表面可能会生锈,但不会影响产品的特性.
10. For alloy or non-coated products, if the product is placed in a humid environment for a long time, the surface of the product may rust, But it will not affect the characteristics of the product.
11. 本产品是指在通用标准上用于影音娱乐,家电,计算机,办公自动化,通讯,电源模块,LED照明,测量设备,机械工具,工业控制板等一般电子设备中. 并且该一般电子设备要在通常的操作和使用方法下使用。
11. This product refers to the general standard used in audio-visual entertainment, home appliances, computers, office automation, communications, power modules, LED lighting, measuring equipment, Machine tools, industrial control panels and other general electronic equipment. And the general electronic equipment should be used under the usual operation and usage methods.
12. 当本产品使用在一般电子设备以外的场合,如:车载,交通工具控制设备,医疗设备,军用设备,航空航天设备,海底设备等,请务必联系本公司销售部门,本公司会配合客户需求,一起协商不同于本产品中所记载的使用用途.
12. When this product is used in occasions other than general electronic equipment, such as: Automotive Electronic products, medical equipment, military equipment, Aerospace equipment, submarine equipment, etc., please be sure to contact the company's sales department, the company will cooperate with customer needs, and negotiate different intended use described in this product.
13. 保存时间为 12 个月以内, 保存条件: 温度 -10 ~ 40°C、湿度 70%RH 以下,需充分注意,若超过保存时间,端子电极的可焊性将可能变差.
13. Storage time is within 12 months, storage conditions: temperature -10 ~ 40°C, humidity 70%RH Max. It should be fully noted that if the storage time is exceeded, the solderability of the terminal electrodes may deteriorate.