

Customer Information Sheet

DRAWING No.: M50-350XX42

IF IN DOUBT - ASK

©

NOT TO SCALE

THIRD ANGLE PROJECTION

ALL DIMENSIONS IN mm

NOTES:

- ALL TOLERANCES ARE ± 0.20 UNLESS OTHERWISE STATED.
- RECOMMENDED PCB HOLE SIZE = $\varnothing 0.70 \pm 0.05$ mm.

SPECIFICATION:

MATERIAL:

MOULDING = HIGH TEMP THERMOPLASTIC UL94V-0, BLACK

CONTACT = HIGH STRENGTH COPPER ALLOY

FINISH (CONTACT):

- 42 = 0.70 - 1.30 μ m NICKEL ALL OVER,
- 0.15 - 0.08 μ m GOLD ON CONTACT AREA,
- 2.50 - 3.00 μ m 100% TIN ON TAILS.

ELECTRICAL:

CURRENT RATING = 1A MAX

CONTACT RESISTANCE = 20m Ω MAX

INSULATION RESISTANCE = 1,000 M Ω MIN

DIELECTRIC STRENGTH = 500V ACrms/DC FOR ONE MINUTE

MECHANICAL:

DURABILITY = 300 OPERATIONS

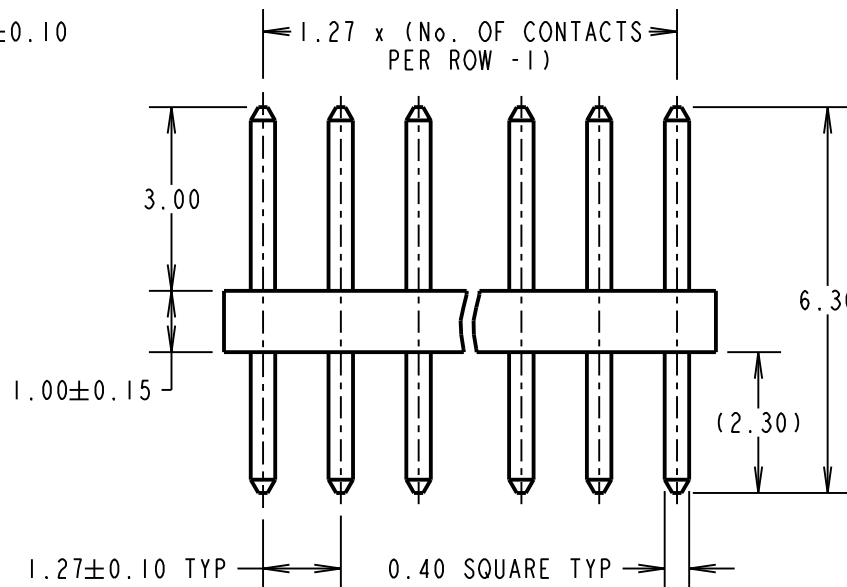
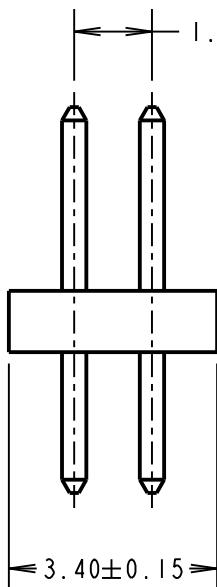
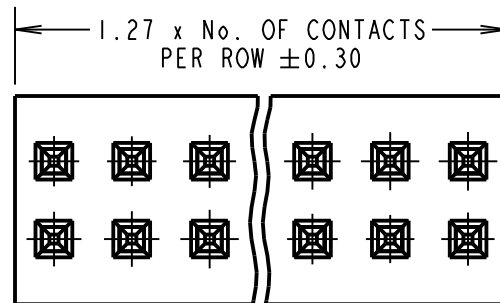
ENVIRONMENTAL:

TEMPERATURE RANGE = -40°C TO +105°C

FOR COMPLETE SPECIFICATION, SEE COMPONENT SPECIFICATION C029XX (LATEST ISSUE)

Active products:

- M50-3500542
- M50-3500642
- M50-3500742
- M50-3500842
- M50-3501042
- M50-3501242
- M50-3501442
- M50-3501542
- M50-3502042
- M50-3502542
- M50-3505042



OBSOLETE
All other size/finish combinations not listed above

ORDER CODE:

M50-350XX42

No. OF CONTACTS PER ROW
02 TO 50

FINISH:
42 = SELECTIVE GOLD + 100% TIN

MGP	13	01.07.21	30628
NAME	ISS.	DATE	CN/CO
APPROVED: MGP			
CHECKED: RA			
DRAWN: W. J. BOURNE			
CUSTOMER REF.:			
ASSEMBLY DRG:			

HARWIN

www.harwin.com
technical@harwin.com

THIS DRAWING AND ANY INFORMATION OR DESCRIPTIVE MATTER SET OUT HEREON ARE CONFIDENTIAL AND COPYRIGHT PROPERTY OF THE HARWIN GROUP AND MUST NOT BE DISCLOSED, LOANED, COPIED OR USED FOR MANUFACTURING, TENDERING OR FOR ANY OTHER PURPOSE WITHOUT THEIR WRITTEN PERMISSION.

TOLERANCES
X = ± 1 mm
X.X = ± 0.50 mm
X.XX = ± 0.20 mm
X.XXX = ± 0.01 mm
ANGLES = $\pm 5^\circ$
UNLESS STATED

MATERIAL:

SEE ABOVE

FINISH: SEE ABOVE

S/AREA: mm²

TITLE:

1.27mm PITCH DIL VERTICAL PIN HEADER

DRAWING NUMBER:

M50-350XX42

SHT
2 OF 2